

# ***PROTOUCH*** ***TANDEM***

## ProTouch Tandem Pictorial Parts Catalog

---



# Table of Contents

## **Machine Mounting and Support**

	<u>Assembly Item</u>	<u>Page</u>
Tandem Loose Parts	11080063 .....	9
Cross Beam Mounting Kit	11080082 .....	12
Cross Beam Mounting Kit for Wide Wash Bays	11080083 .....	13
Bridge Truck, for Painted Steel Rails	11150040 .....	14
Bridge Truck, for Aluminum Rails	11150049 .....	15
Main E-chain	06050060 .....	16
Main E-chain Roller	11150054 .....	17
Wash Installation Cable Kits	11010131 .....	18
E-chain Junction Box	11010283 .....	19
Dryer Installation Cable Kit – 4 Producer	04080240 .....	20
Dryer Installation Cable Kit – 2 Producer	04080241 .....	21
Freestanding Frame	09050041 .....	22
Bay Electrical Control Box	11010098 .....	24

## **Front Bridge**

Front Bridge, 208/230V 60Hz/400V 50Hz	09140015/17 .....	29
Front Bridge Control Panel, 208/230V 60Hz/400V 50Hz	11010091/102 .....	34
Front Bridge Drive	11080050 .....	40
Side Brush Trolley	11220007 .....	42
Front Bridge Manifold	11250085 .....	46
Super Sealant Application System	09170026 .....	49
Super Sealant Inlet Manifold	11250102 .....	50
Super Sealant Left Applicator	11250103 .....	51
Super Sealant Right Applicator	11250104 .....	52
Super Sealant Valve Manifold	11250101 .....	53
OverGlow Hi-Gloss Application System	09170129 .....	54
OverGlow Applicator	11250219 .....	56
OverGlow Injector	11250230 .....	57
Front Bridge Weep Kit	11350294 .....	59
Reclaim Intake Manifold	09170022 .....	60
Side Brush with Mounting Plate	06500081 .....	63
Side Brush	06500018 .....	64

## **Back Bridge**

Back Bridge, 208/230V 60Hz/400V 50Hz	09140016/18 .....	67
Back Bridge Standard Control Panel, 208/230V 60Hz/400V 50Hz	11010092/103 .....	82
Top Brush Slide Truck LH Tandem	11150043 .....	86
Top Brush Slide Truck RH Tandem	11150044 .....	87
Top Brush Motor	06280022 .....	88
Advanced Wheel Scrubber Tandem Back Bridge, 208/230V 60Hz/400V 50Hz	09170013/24 .....	89
Back Bridge Optional Control Panel, 208/230V 60Hz/400V 50Hz	11010093/104 .....	99
Pump & Motor Assembly Tandem Back Bridge	11050080 .....	104
Advanced Side Arch-LH Tandem Back Bridge	11220005 .....	106

## **Table of Contents**

	<u>Assembly Item</u>	<u>Page</u>
Advanced Side Arch-RH Tandem Back Bridge	11220006 .....	116
Basic Wheel Scrubber	09170023 .....	126
Back Bridge Control Panel Basic Wheel Scrubbers	11010099/114 .....	130
Basic Side Arch, Tandem RT200 - Left Hand	11220010 .....	132
Basic Side Arch, Tandem RT200 - Right Hand	11220011 .....	138
Fixed Sensor Arm Tandem	11410005 .....	144
Sealer Wax Tandem Back Bridge	11250094 .....	146
Detergent/Rinse Option Tandem RT200	11250105 .....	148
3X Foaming Conditioner Applicators	09170014 .....	153
3X Foaming Conditioner Applicators-RT200	09170027 .....	155
3X Applicator Manifold, LH	11250110 .....	157
3X Applicator Manifold, RH	11250111 .....	158
High Pressure Top Blaster	09170016 .....	159
Top Blaster Assembly Tandem Back Bridge	11400003 .....	160
Top Brush	06500019 .....	161
<b>Bridge Covers</b>		
Bridge and Trolley Covers	11260080 .....	165
Back Bridge Cover with ProGlow	09020201 .....	169
Front Bridge Cover with ProGlow	09020202 .....	170
Front Bridge Cover with ProGlow, Vertical Dryer Producer	09020203 .....	171
ProGlow Control Box	11010245 .....	172
ProGlow Cover	11260091 .....	172
Light Bar Assy	11310090 .....	175
<b>Integrated Dryer</b>		
2 Nozzle Fixed Integrated Dryer, All Voltages	09040043 .....	179
4 Nozzle Fixed Integrated Dryer, All Voltages	09040038 .....	180
Producer Assembly, Fixed Integrated Dryer	11100078 .....	182
2 and 4 Nozzle Integrated Swing Air Dryer, All Voltages	09040157 .....	184
Outer Producer Assembly, SwingAir Integrated Dryer	11100187 .....	188
Inner Producer Assembly, SwingAir Integrated Dryer	11100173 .....	190
<b>Stand Alone Dryer</b>		
MaxAir 4 Fixed Producer Stand-Alone, all voltages	09040176 .....	195
Producer Assembly, Fixed Stand-Alone Dryer	11100083 .....	197
SwingAir 4 Producer Stand-Alone, all voltages	09040133 .....	199
Stand Alone Dryer Oscillation Link	11170122 .....	204
Producer Assembly, Inner, SwingAir Stand Alone Dryer	11100174 .....	205
Producer Assembly, Outer, SwingAir Stand Alone Dryer	11100188 .....	207
MaxAir Dryer Side Producers, all voltages (2 Add-on)	09040027 .....	209
Producer Assembly, Side	11100088 .....	211
Wall Mounts, MaxAir Dryer	09040032 .....	213
Legs Mounts, MaxAir Dryer	09040024 .....	214
Wall Mounts for Side Producers	09040033 .....	215
Image Package for LEG mounted MaxAir	09040126 .....	216

## **Table of Contents**

	<u>Assembly Item</u>	<u>Page</u>
Image Package Center Covers	11260018 .....	217
Image Package, 6-Producer, LEG Mounted stand-alone	09040127 .....	218
Image Package for WALL mounted MaxAir	09040128 .....	219
Control Box for 4-Producer Stand-Alone Dryer, all voltages, fixed and SwingAir	11010319 .....	220
Control Box for 6-Producer Stand-Alone Dryer, all voltages, fixed and SwingAir	11010321 .....	223
Basic LED Countdown Timer, English Language	09020158 .....	226
Basic LED Countdown Timer, No Text	09020159 .....	227
Deluxe LED CountDown Timer with chevron, English Language	09020156 .....	228
Deluxe LED CountDown Timer with chevron No Text	09020157 .....	229
Dryer Shut Off Kit	KIT4930S .....	230
<b>Entrance Services</b>		
Low Pressure drive through Undercarriage	09120008 .....	233
High Pressure Drive Thru Undercarriage	11350274 .....	234
Pump Module, High Pressure Undercarriage	11050048 .....	235
High Pressure Pump Installation Kit	09100079 .....	239
High Pressure Pump Motor Starter	09230033 .....	240
Underbody Weep Kit	11350295 .....	241
Undercarriage Activation Kit	09100009 .....	242
Door Control Control Box	11010275 .....	243
Rust Inhibitor	09120010 .....	244
<b>Signs</b>		
Basic LED In-Bay Sign with Audio	09020063 .....	247
Deluxe LED In-Bay Sign with Audio - English	09020119 .....	248
LED Entrance Sign, No Text	09020064 .....	249
LED Service Confirmation Sign, English	09020065 .....	250
Entrance Instructional Sign, English	09020185 .....	251
Entrance Clearance Sign, English	09020275 .....	252
<b>Bay Equipment</b>		
System Stop	11010113 .....	255
System Stop with Reset	11010173 .....	256
Precision Loading	09160019 .....	257
Precision Loading Junction Box	11010136 .....	260
Wash Activation Node	09030044 .....	261
Base Door Controls	09230005 .....	262
Deluxe Door Controls	09110013 .....	263
Ultimate Door Controls	09230004 .....	264
<b>Miscellaneous</b>		
Booster Pump	09070145 .....	269
Booster Pump Control Box	11010184 .....	270
Spot Free Reclamation System	09070132 .....	271
<b>Revision Log</b> .....		274



# ***PROTOUCH*** ***TANDEM***

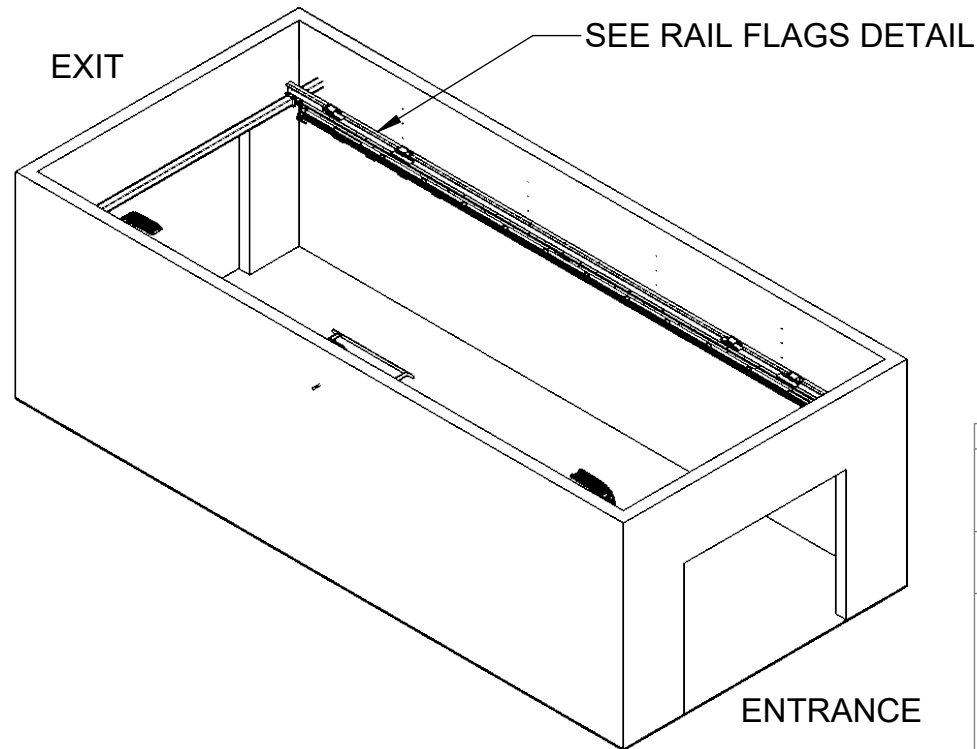
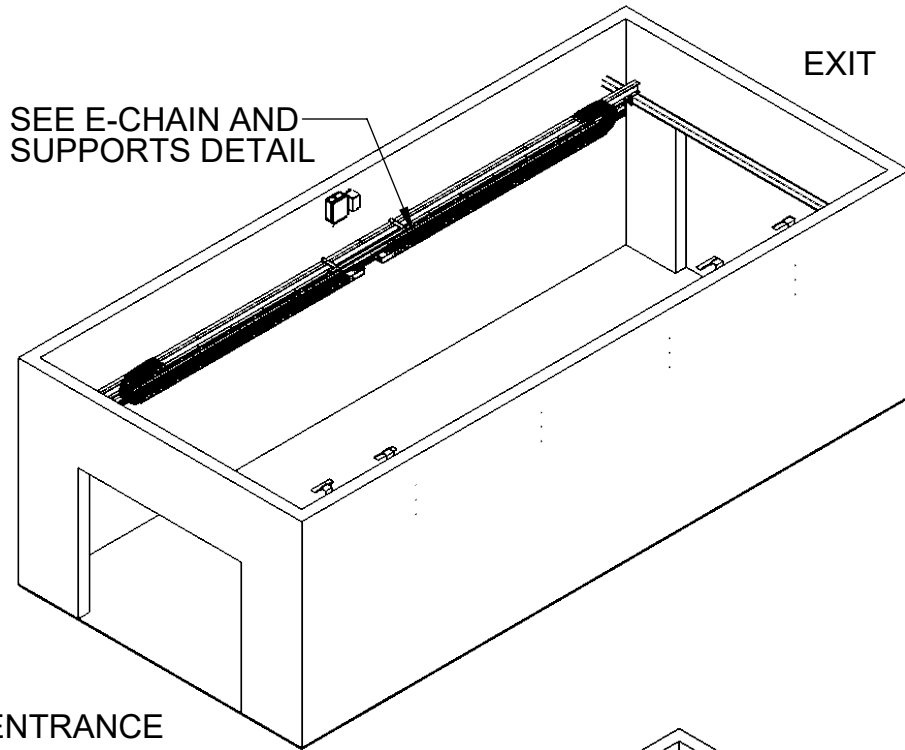
## Wash Mounting and Support



---

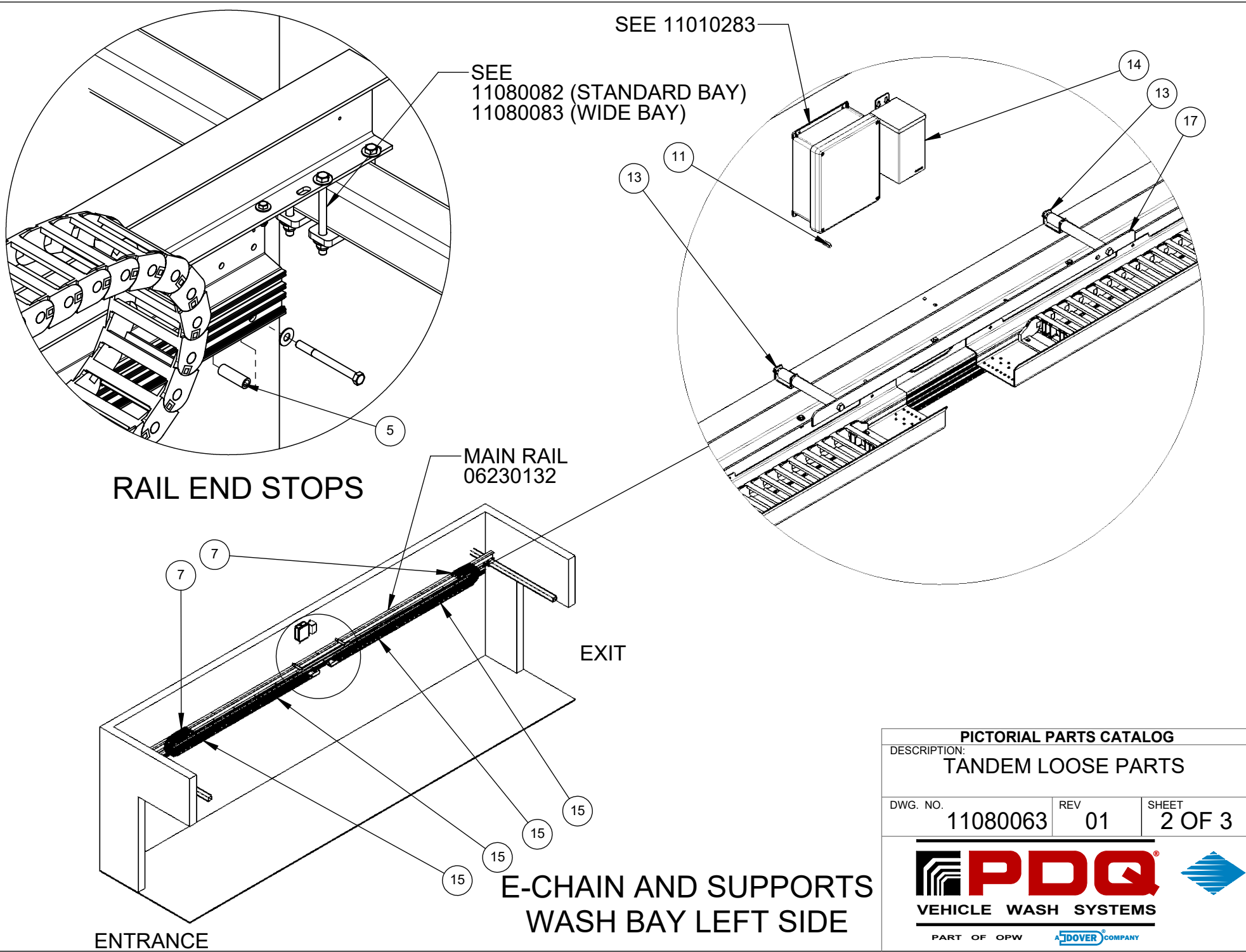




ITEM	PART #	DESCRIPTION
1	06020051	BELT,HTD-8M,20MM,BRIDGE-DRIVE,TDMSL-TDM
2	06340042	BLOCK,BELT-RETAINER,8mmPITCH,20mmWIDE
3	06141504	BRACKET,BELT-TENSION,BRIDGE,LW/TANDEM
4	06141040	BRACKET,FLAG-MT,EXT-PROX,I-BEAM,TANDEM
5	06060024	BUMPER,END-STOP,RUBBER,1/2"ID
6	06160473	COVER,BELT,RETAINER,MAX20mmWIDTH
7	06050060	E-CHAIN,BRIDGE,LW/TANDEM,73-LINKS,IGUS
8	06480014	FLAG,BRIDGE,HOME,TANDEM
9	06480024	FLAG,BRIDGE,HOME-POSITION,LASERWASH
10	06480026	FLAG,BRIDGE,PICKET-POSITION,LASERWASH
11	94013	PROBE,TEMPERATURE,OUTSIDE,60FT
12	04540049	REMOTE-CONTROL,INFRARED,38KHZ,NEC-CODE
13	11150054	ROLLER,ECHAIN,BRIDGE,I-BEAM,TANDEM
14	04170025	TRANSFORMER,750VA,208/240V,24/48,POTTED
15	06240359	TRAY,E-CHAIN,LOWER-SUPPORT,LW/TANDEM
16	11150049	TRUCK,BRIDGE,TANDEM,W/AL-RUNWAY
17	06010050	WEAR-STRIP,UHMW,E-CHAIN,EDGE-SUPPORT,LW



<b>PICTORIAL PARTS CATALOG</b>		
DESCRIPTION: <b>TANDEM LOOSE PARTS</b>		
DWG. NO. <b>11080063</b>	REV <b>01</b>	SHEET <b>1 OF 3</b>
		
<b>VEHICLE WASH SYSTEMS</b>		
<small>PART OF OPW</small>		<small>A DOVER COMPANY</small>



SEE  
11080082 (STANDARD BAY)  
11080083 (WIDE BAY)

SEE 11010283


RAIL END STOPS

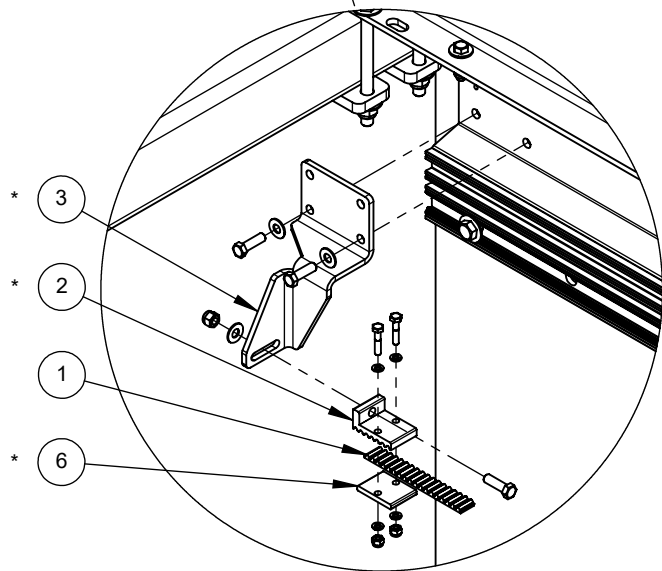
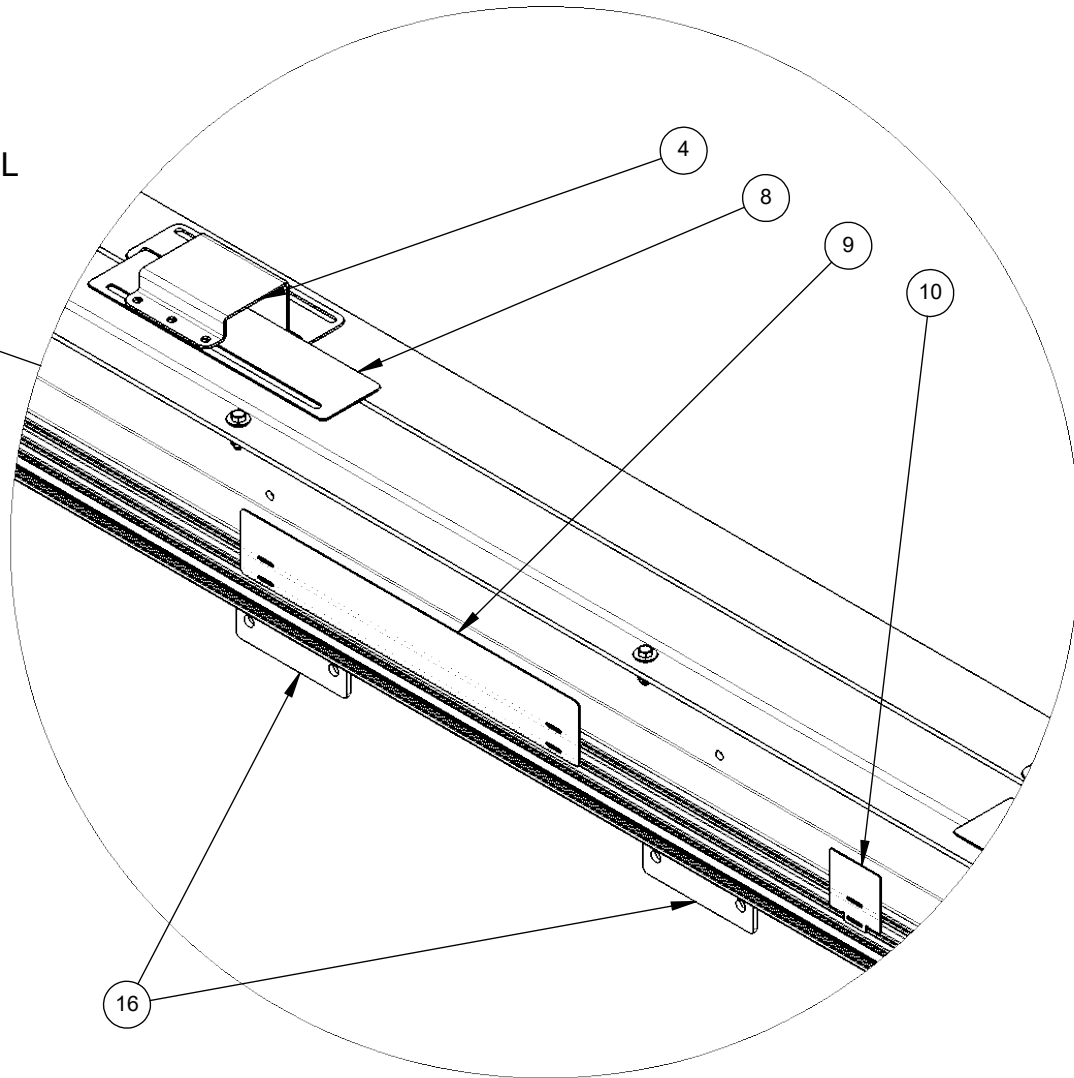
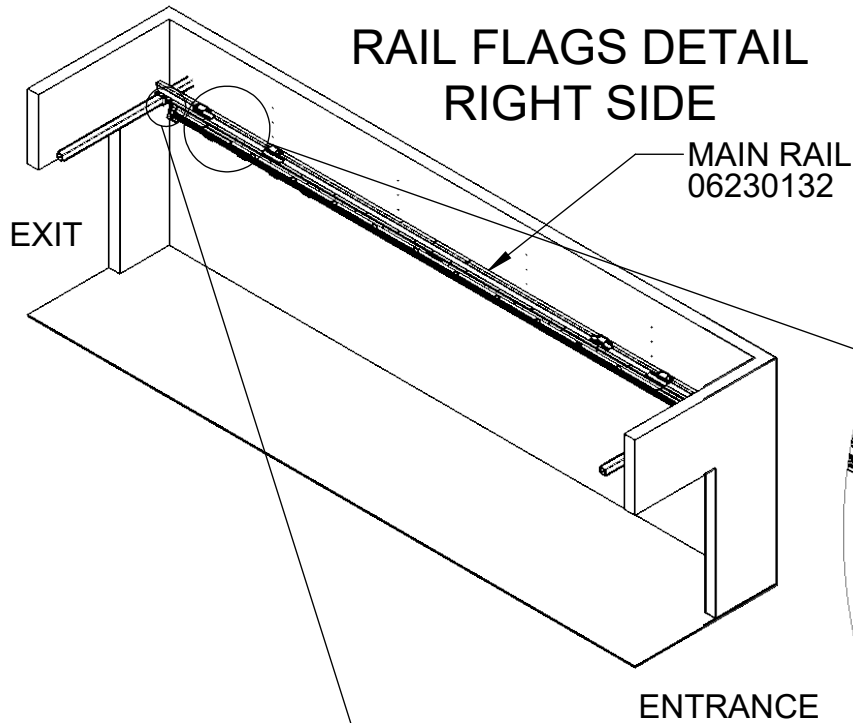
MAIN RAIL  
06230132

EXIT

ENTRANCE

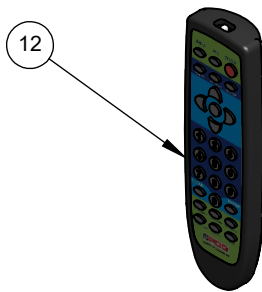
E-CHAIN AND SUPPORTS  
WASH BAY LEFT SIDE



<b>PICTORIAL PARTS CATALOG</b>		
DESCRIPTION: <b>TANDEM LOOSE PARTS</b>		
DWG. NO. <b>11080063</b>	REV <b>01</b>	SHEET <b>2 OF 3</b>
 <b>VEHICLE WASH SYSTEMS</b>		
<small>PART OF OPW</small>		<small>ADOVER COMPANY</small>



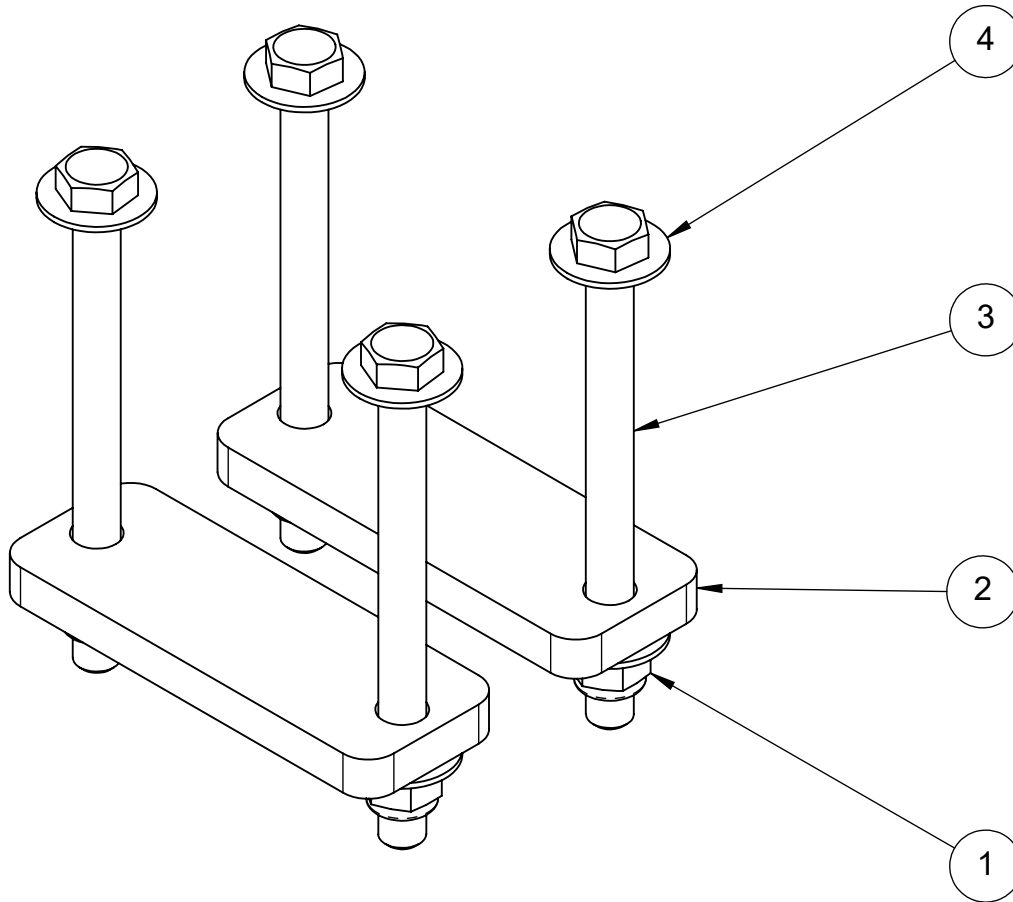
**BELT CLAMP DETAIL**




\* INCLUDED WITH KIT 11350454



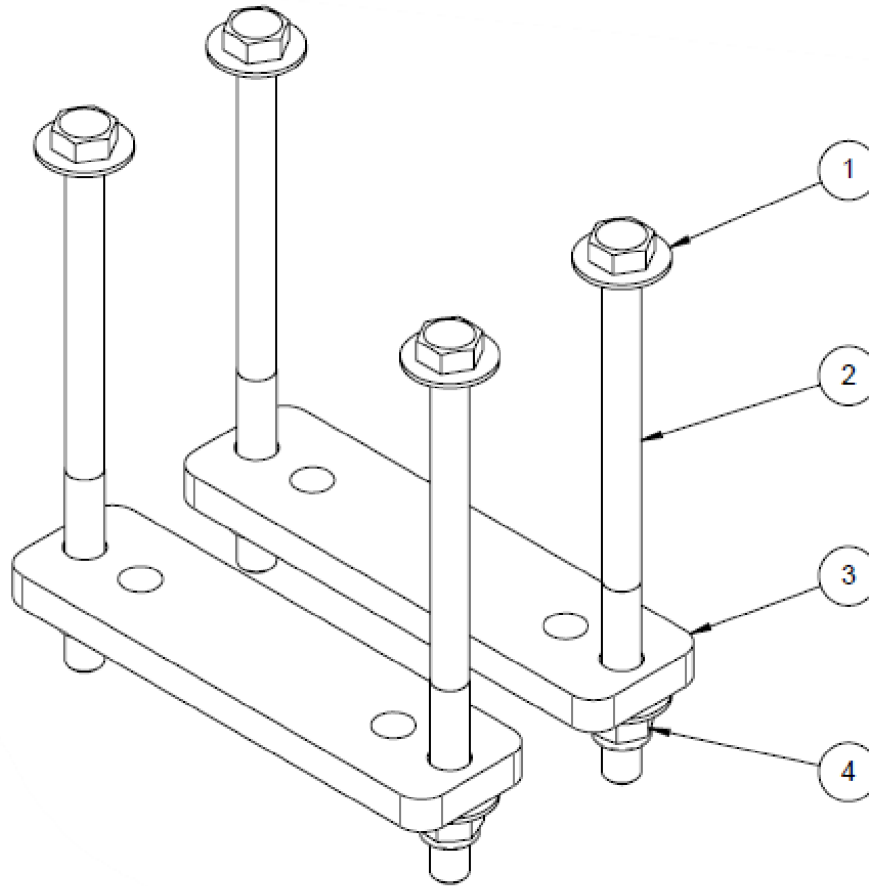
<b>PICTORIAL PARTS CATALOG</b>		
DESCRIPTION: <b>TANDEM LOOSE PARTS</b>		
DWG. NO. <b>11080063</b>	REV <b>01</b>	SHEET <b>3 OF 3</b>
 <b>PDQ</b> VEHICLE WASH SYSTEMS		
<small>PART OF OPW</small>		<small>ADOVER COMPANY</small>

ITEM	PART #	DESCRIPTION
1	71015-NCS	NUT, 1/2-13, HEX, LOCK, SST
2	06240296	PLATE, RUNWAY-MOUNT
3	05040215	SCREW, 1/2-13x6.00, HHCS, SST, FULL-THD
4	71515-FSS	WASHER, 1/2, FLAT, SST



<b>PICTORIAL PARTS CATALOG</b>		
DESCRIPTION: <b>CROSS BEAM MOUNTING KIT</b>		
DWG. NO.	REV	SHEET
11080082	00	1 OF 1
		
<b>VEHICLE WASH SYSTEMS</b>		<small>PART OF OPW</small>  <small>COMPANY</small>

ITEM	PART #	DESCRIPTION
1	71515-FSS	WASHER, 1/2, FLAT, SST
2	05040219	SCREW, 1/2-13x8.00, HHCS, SST
3	71015-NCS	NUT, 1/2-13, HEX, LOCK, SST
4	06240313	PLATE, RUNWAY-MOUNT, 6.00



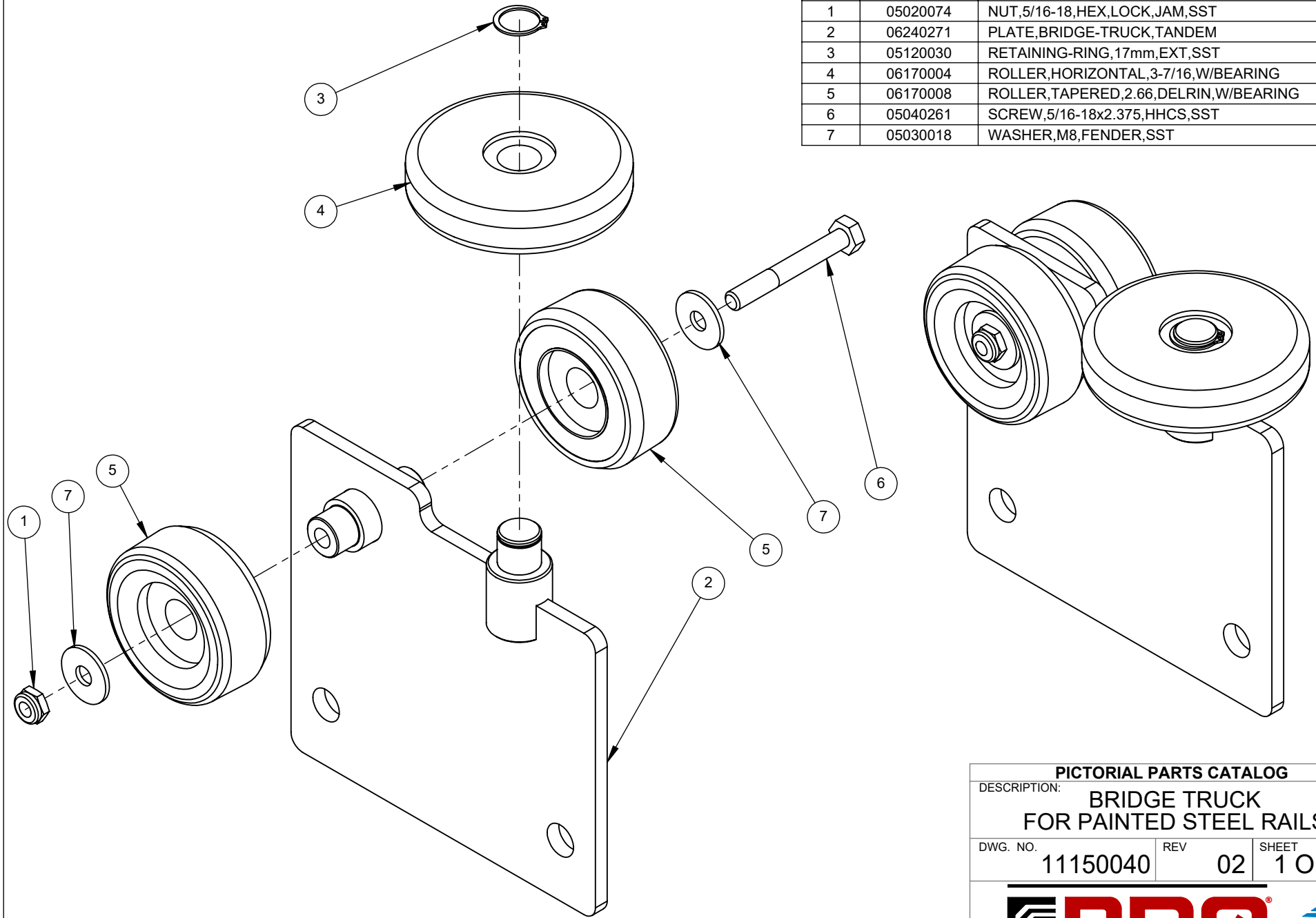
**PICTORIAL PARTS CATALOG**

DESCRIPTION:  
**CROSS BEAM MOUNTING**

DWG. NO.	REV	SHEET
11080083	00	1 OF 1

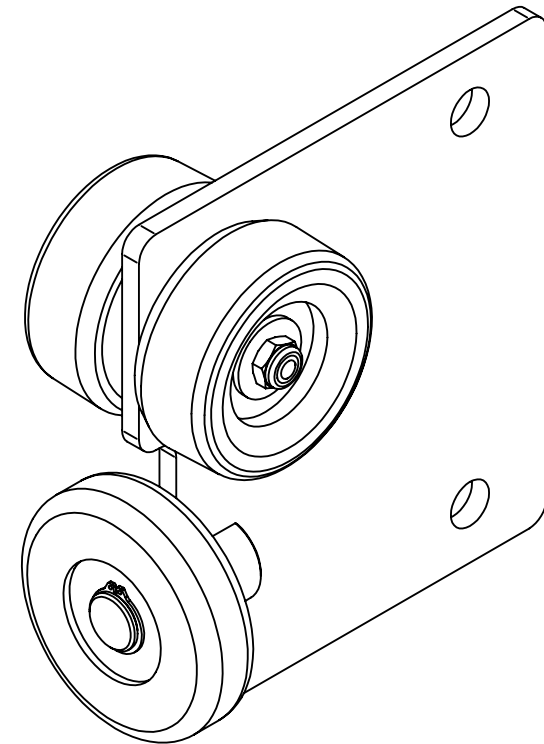
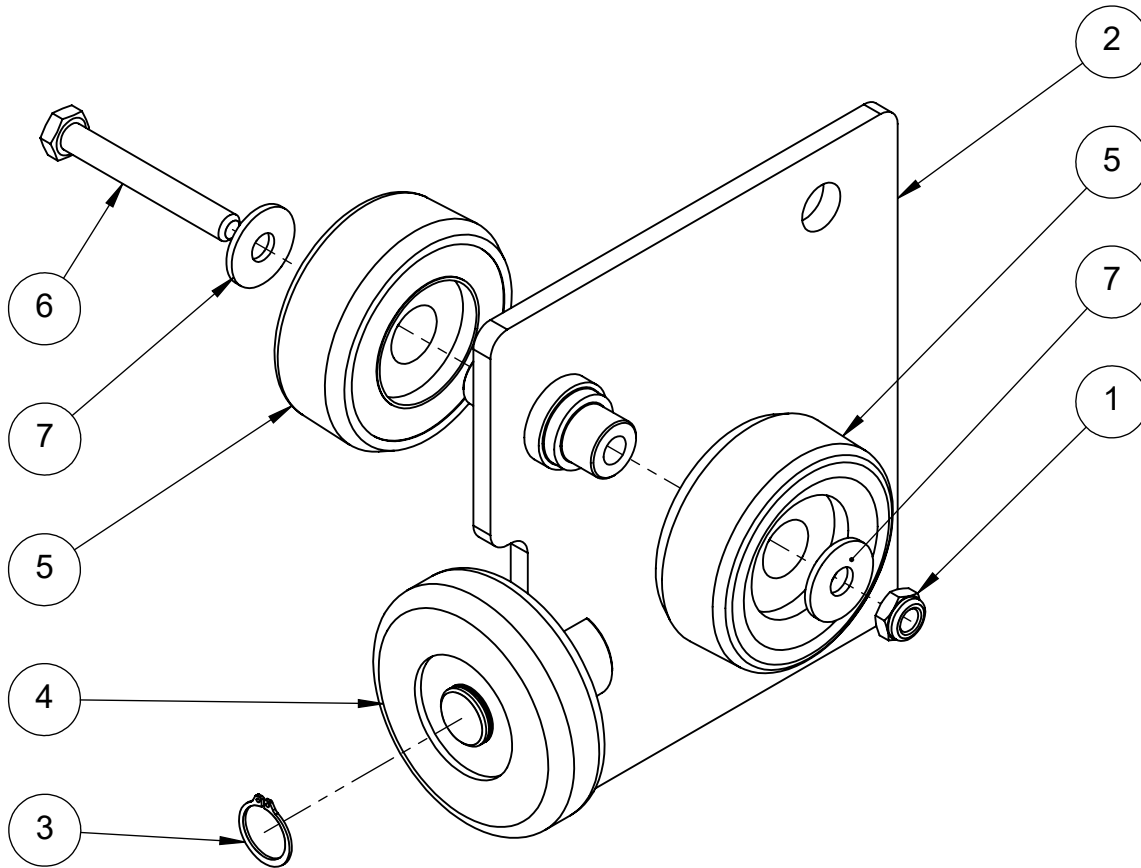





ITEM	PART #	DESCRIPTION
1	05020074	NUT,5/16-18,HEX,LOCK,JAM,SST
2	06240271	PLATE,BRIDGE-TRUCK,TANDEM
3	05120030	RETAINING-RING,17mm,EXT,SST
4	06170004	ROLLER,HORIZONTAL,3-7/16,W/BEARING
5	06170008	ROLLER,TAPERED,2.66,DELTRIN,W/BEARING
6	05040261	SCREW,5/16-18x2.375,HHCS,SST
7	05030018	WASHER,M8,FENDER,SST



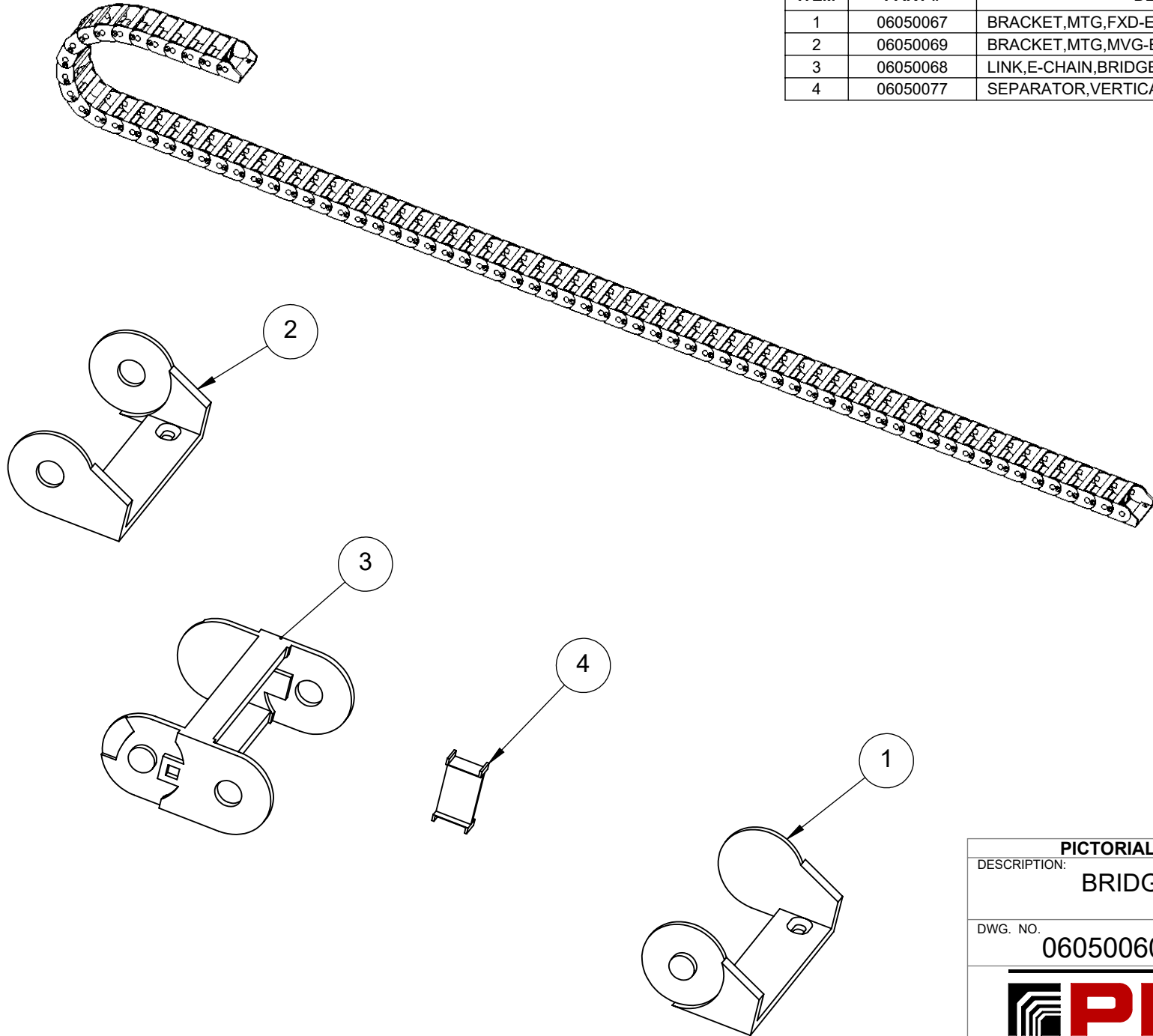
PICTORIAL PARTS CATALOG		
DESCRIPTION: <b>BRIDGE TRUCK FOR PAINTED STEEL RAILS</b>		
DWG. NO.	REV	SHEET
11150040	02	1 OF 1
		
VEHICLE WASH SYSTEMS		
PART OF OPW		ADOVER COMPANY



ITEM	PART #	DESCRIPTION
1	05020074	NUT,5/16-18,HEX,LOCK,JAM,SST
2	06240271	PLATE,BRIDGE-TRUCK,TANDEM
3	05120030	RETAINING-RING,17mm,EXT,SST
4	06170003	ROLLER,HORIZONTAL,2.88,DELTRIN,W/BEARING
5	06170008	ROLLER,TAPERED,2.66,DELTRIN,W/BEARING
6	05040261	SCREW,5/16-18x2.375,HHCS,SST
7	05030018	WASHER,M8,FENDER,SST



<b>PICTORIAL PARTS CATALOG</b>		
DESCRIPTION: <b>BRIDGE TRUCK FOR ALUMINUM RAILS</b>		
DWG. NO.	REV	SHEET
11150049	02	1 OF 1
 		
<b>VEHICLE WASH SYSTEMS</b> <small>PART OF OPW  COMPANY</small>		

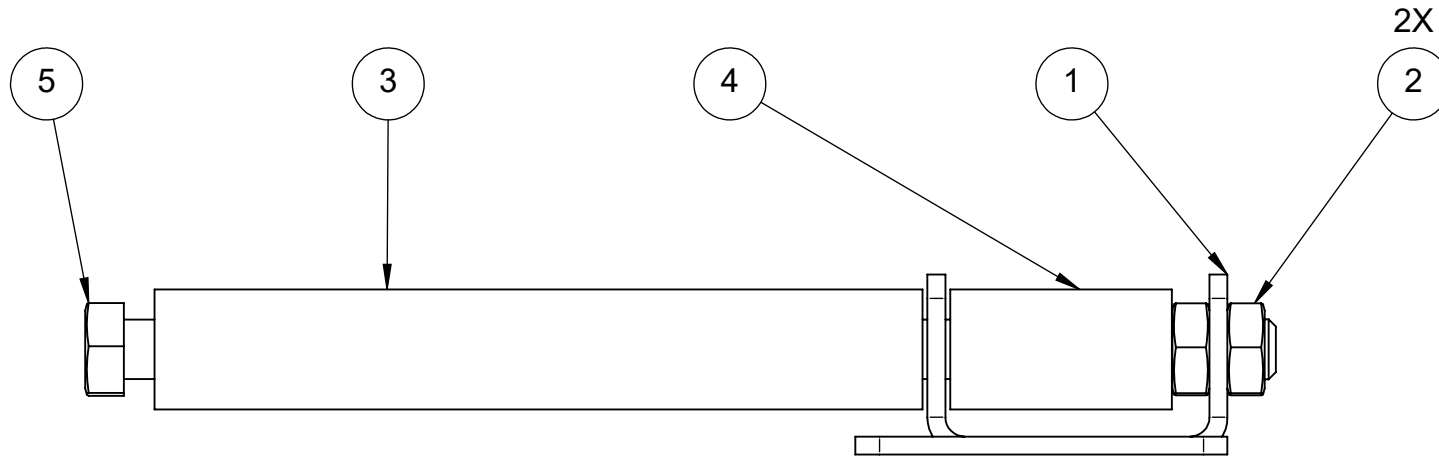
ITEM	PART #	DESCRIPTION
1	06050067	BRACKET,MTG,FXD-END,E-CHAIN,BRDG,TNDM/LW
2	06050069	BRACKET,MTG,MVG-END,E-CHAIN,BRDG,LW
3	06050068	LINK,E-CHAIN,BRIDGE,TANDEM/LASERWASH
4	06050077	SEPARATOR,VERTICAL,E-CHAIN,IGUS#311






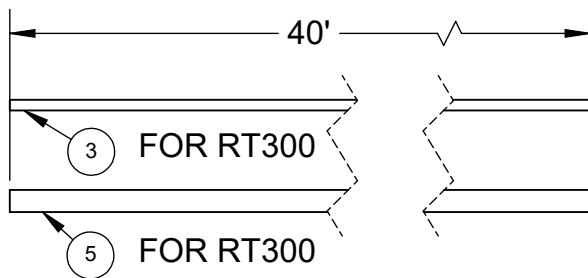
<b>PICTORIAL PARTS CATALOG</b>		
DESCRIPTION: <b>BRIDGE E-CHAIN</b>		
DWG. NO. <b>06050060</b>	REV <b>00</b>	SHEET <b>1 OF 1</b>
 <b>VEHICLE WASH SYSTEMS</b>		
<small>PART OF OPW</small>		<small>AN IDOVER COMPANY</small>



ITEM	PART #	DESCRIPTION
1	06141041	BRACKET,ROLLR-SUPPORT,ECHAIN,IBEAM,TNDM
2	71017-JCS	NUT,5/8-11,HEX,JAM,SST
3	06170034	ROLLER,E-CHAIN-SUPPORT,LONG,UHMW
4	06170035	ROLLER,E-CHAIN-SUPPORT,SHORT,UHMW
5	05040266	SCREW,5/8-11x12,HHCS,SST



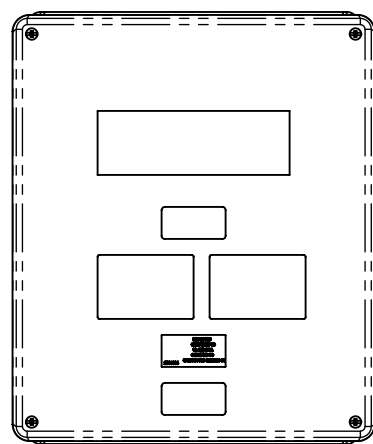
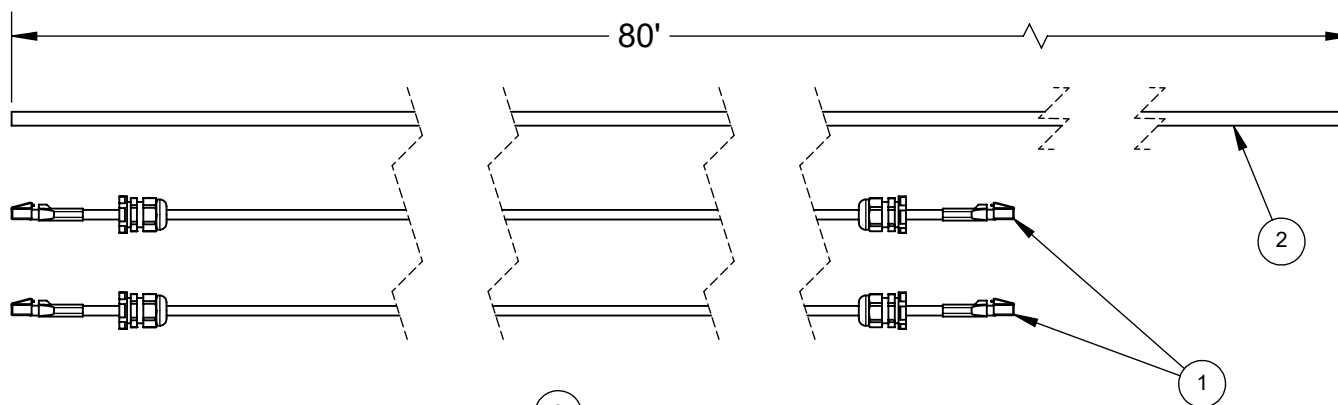
PICTORIAL PARTS CATALOG		
DESCRIPTION: <b>MAIN E-CHAIN ROLLER TANDEM</b>		
DWG. NO.	REV	SHEET
11150054	00	1 OF 1
 		
<b>VEHICLE WASH SYSTEMS</b> <small>PART OF OPW  COMPANY</small>		



ITEM	RT200 KIT 04080236 QTY	RT300 KIT 04080237 QTY	RT210 KIT 04080238 QTY	RT310 KIT 04080239 QTY	PART #	DESCRIPTION
1	1	-	-	-	01140030	CABLE, 12-4,PVC,512/38-STRD,COP,3BLK,1GRN
2	-	-	1	-	01140031	CABLE, 12-5,PVC,5x4.0mm,DIA-.51,4BLK,1GRN
3	1	1	-	-	01140025	CABLE, 14-4,PVC,4X1.5MM,DIA-.33,3BLK,1GRN
4	-	-	1	1	01140040	CABLE, 14-5,PVC,600V,.47-DIA,4-BLK,1-GRN
5	-	1	-	-	01140024	CABLE, 8-4,PVC,DIA.69,COP,3BLK,1GRN
6	-	-	-	1	01140032	CABLE, 8-5,PVC,72/26-STRD,COP,4BLK,1GRN

## MODEL SPECIFIC PARTS

### ORDER BY KIT PART NUMBER TO ENSURE WIRE LABELS ARE INCLUDED



SEE 11010283

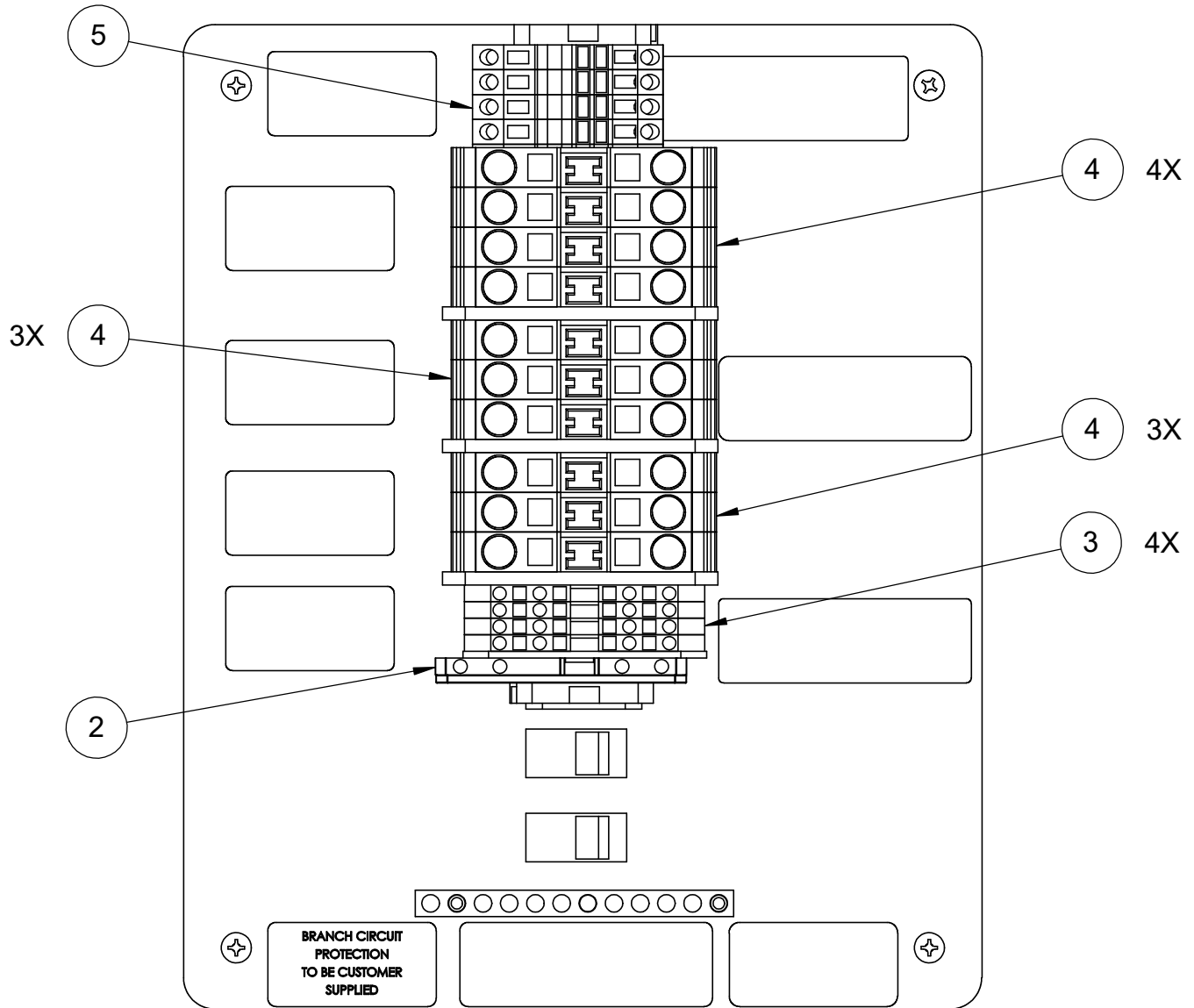
ITEM	PART #	DESCRIPTION
1	04080075	HARNESS, ETHERNET, BRIDGE-BAY, M5/LW
2	04080235	HARNESS, KIT, INSTALL, COMMON-CABLES, TANDEM
3	11010283	JUNCTION-BOX, PRE-LOAD-ECHAIN, 50/60HZ, TAN

## COMMON PARTS



PICTORIAL PARTS CATALOG		
DESCRIPTION: <b>WASH ELECTRICAL INSTALLATION KITS</b>		
DWG. NO. <b>11010131</b>	REV <b>01</b>	SHEET <b>1 OF 1</b>
 		
<b>VEHICLE WASH SYSTEMS</b> <small>PART OF OPW  COMPANY</small>		

ITEM	PART #	DESCRIPTION
1	04560017	RECEPTACLE,CAT5E,COUPLING,KEYSTONE
2	04100024	TERMINAL,GROUND,28-12AWG,4-COND,YEL-GRN
3	36507	TERMINAL-BLK,26-14GA,4P,GRAY
4	36508	TERMINAL-BLK,FRONT,2P,24-6GA,283-601
5	04100069	TERMINAL-BLOCK,2P,41A,800V,AWG-20-8



**PICTORIAL PARTS CATALOG**

DESCRIPTION:  
**E-CHAIN JUNCTION BOX**


DWG. NO.	REV	SHEET
11010283	02	1 OF 1

**PDQ**  
VEHICLE WASH SYSTEMS

PART OF OPW **DOVER** COMPANY

<b>19W02</b> 1 - 5X00.1 2 - 5X01.1 3 - 5X02.1 G/Y - 5X03.1 L1	<b>19W02</b> 1 - L1 2 - L2 3 - L3 G/Y - PE L2	<b>19W27</b> 1 - 5X04.1 2 - 5X05.1 3 - 5X06.1 G/Y - 5X07.1 L3	<b>19W27</b> 1 - L1 2 - L2 3 - L3 G/Y - PE L4
--	--	--	--

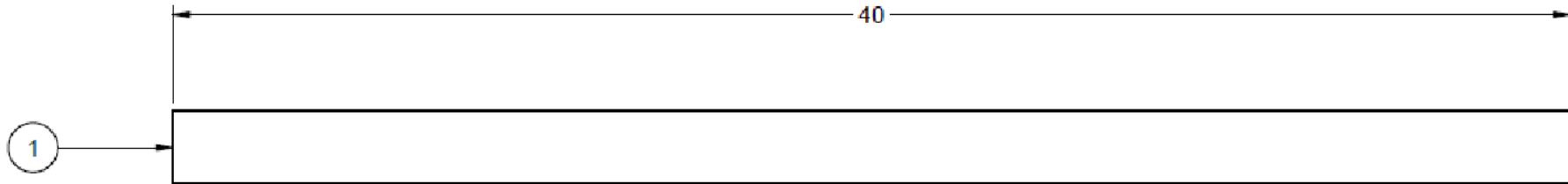
<b>41W01</b> 1 - 39X01.1 2 - 39X02.1 3 - 39X03.1 G/Y - 39X04.1 L5	<b>41W01</b> 1 - L1 2 - L2 3 - L3 G/Y - PE L6	<b>42W01</b> 1 - 39X05.1 2 - 39X06.1 3 - 39X07.1 G/Y - 39X08.1 L7	<b>42W01</b> 1 - L1 2 - L2 3 - L3 G/Y - PE L8
--	--	--	--



ITEM	PART #	DESCRIPTION
1	01140024	CABLE,8-4,PVC,DIA.69,COP,3BLK,1GRN

PICTORIAL PARTS CATALOG		
DESCRIPTION: <b>DRYER ELECTRICAL INSTALLATION KIT 4-PRODUCER</b>		
DWG. NO. <b>04080240</b>	REV <b>02</b>	SHEET <b>1 OF 1</b>
<b>VEHICLE WASH SYSTEMS</b> PART OF OPW		

<b>19W02</b>	<b>19W02</b>	<b>41W01</b>	<b>41W01</b>
1 - 5X00.1	1 - L1	1 - 39X01.1	1 - L1
2 - 5X01.1	2 - L2	2 - 39X02.1	2 - L2
3 - 5X02.1	3 - L3	3 - 39X03.1	3 - L3
G/Y - 5X03.1	G/Y - PE	G/Y - 39X04.1	G/Y - PE
L1	L2	L3	L4






ITEM	PART #	DESCRIPTION
1	01140024	CABLE,8-4,PVC,DIA.69,COP,3BLK,1GRN

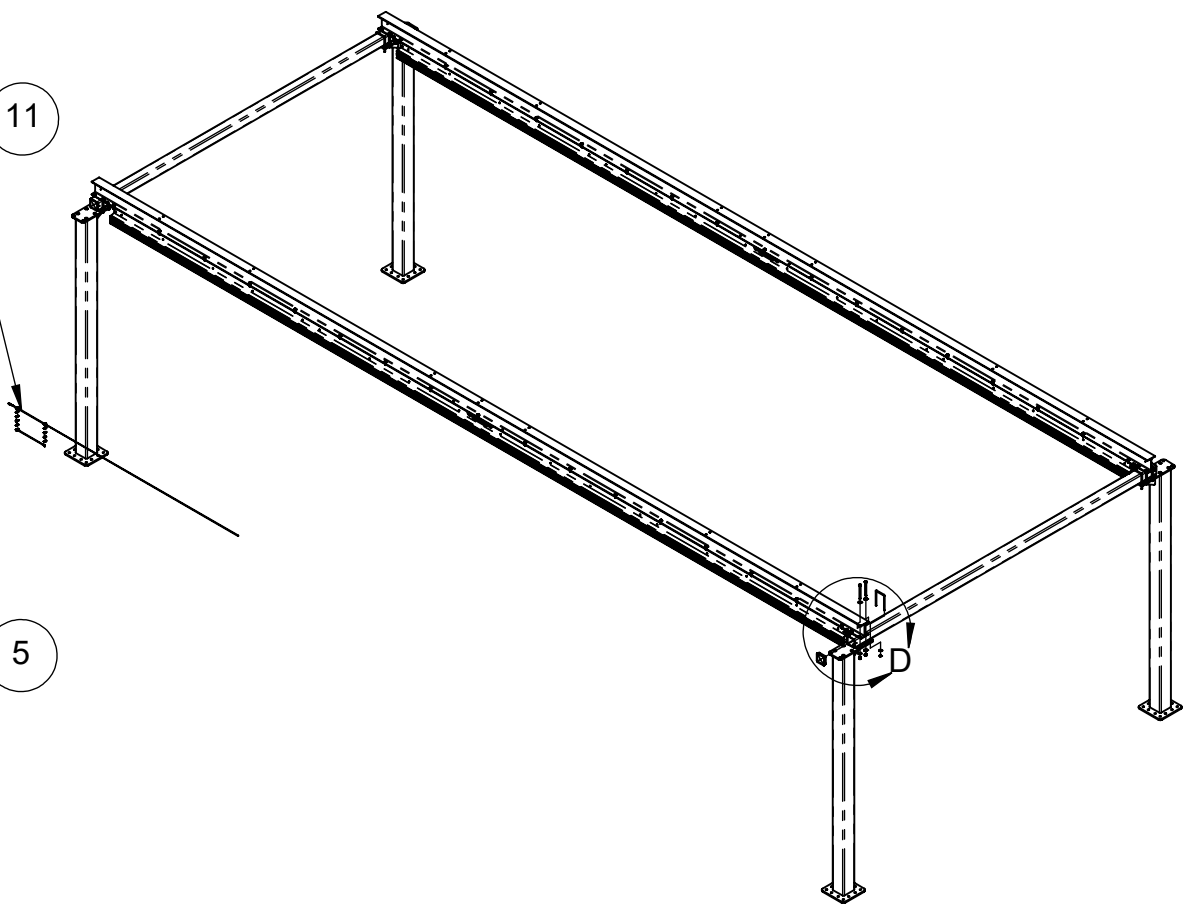
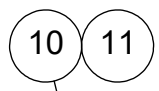
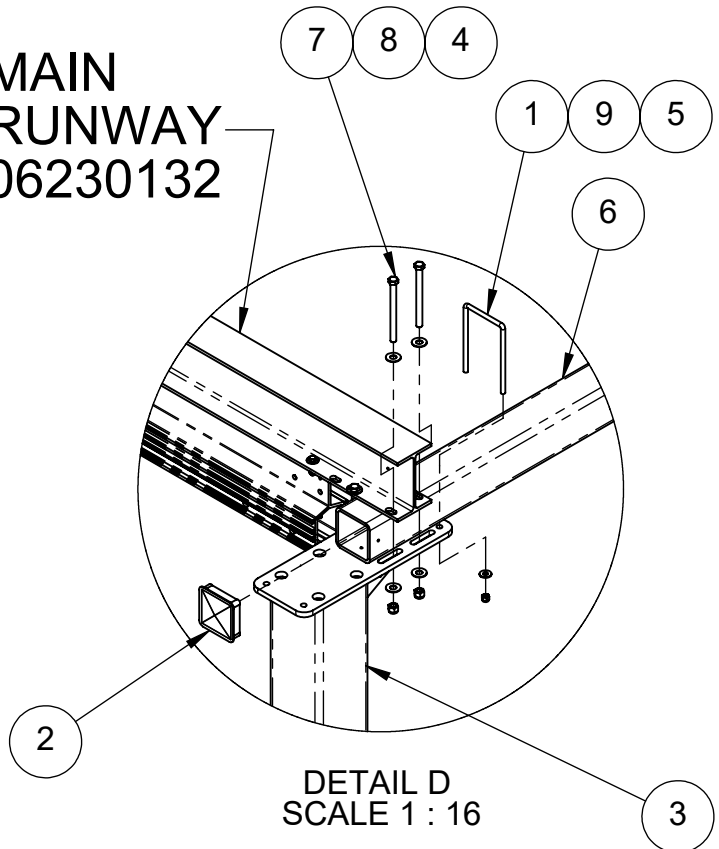
<b>PICTORIAL PARTS CATALOG</b>		
DESCRIPTION: <b>DRYER ELECTRICAL INSTALLATION KIT 2-PRODUCER</b>		
DWG. NO. <b>04080241</b>	REV <b>01</b>	SHEET <b>1 OF 1</b>
 		
<b>VEHICLE WASH SYSTEMS</b> <small>PART OF OPW  COMPANY</small>		



**CONFIDENTIAL**

ITEM	PART #	DESCRIPTION
1	05040224	BOLT,3/8-16x4.00x7.00,U-BOLT,ZP
2	06160314	COVER,TUBE,TANDEM,FRAME
3	06230100	LEG,FRAME,FREESTANDING,110.25",GALV-STL
4	71015-NCS	NUT,1/2-13,HEX,LOCK,SST
5	71013-NCS	NUT,3/8-16,HEX,LOCK,SST
6	06230066	RAIL,FRAME,CROSS-BAY,PEDESTAL
7	05040215	SCREW,1/2-13x6.00,HHCS,SST,FULL-THD
8	71515-FSS	WASHER,1/2,FLAT,SST
9	71513-FS	WASHER,3/8,FLAT,1-OD,.083THK,SST
10	04080222	HARNESS,KIT,GROUNDING,FREESTANDING-FRAME
11	73726-THCZ	SCREW,1/4-14x.75,HWHTEK,ZP

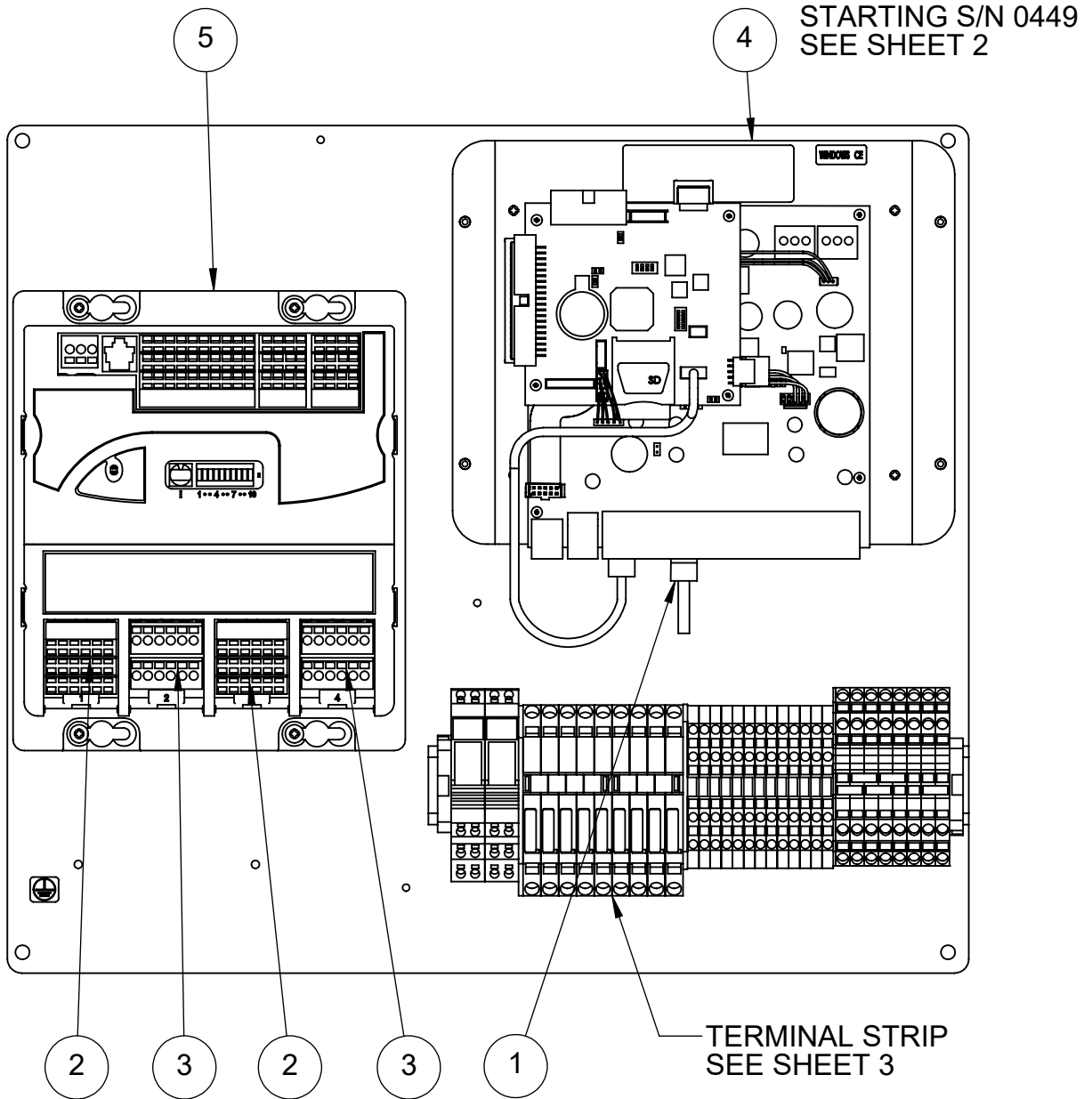
<b>PICTORIAL PARTS CATALOG</b>		
DESCRIPTION: <b>FREESTANDING FRAME</b>		
DWG. NO.	REV	SHEET <b>1 OF 1</b>
 		
<small>PART OF OPW  COMPANY</small>		



MAIN  
RUNWAY  
06230132



<b>PICTORIAL PARTS CATALOG</b>		
DESCRIPTION: <b>FREESTANDING FRAME</b>		
DWG. NO.	REV	SHEET
09050041	00	1 OF 1
 <b>VEHICLE WASH SYSTEMS</b>		
PART OF OPW  COMPANY		

ITEM	PART #	DESCRIPTION
1	04200031	CABLE,CAT-5,PATCH,RJ45,8C,450mm,ORANGE
2	04580026	CIRCUIT-BOARD,OUTPUT,5-RELAY,6A,MULTI-PH
3	04580019	CIRCUIT-BOARD,OUTPUT,5-RELAY,6A
4	11010259	CONTROL-BOX,CONDUCTOR-W/HUB,TITAN
5	11010052	NODE,I/O-MODULE,10IN,20OUT,4US,2SERIAL



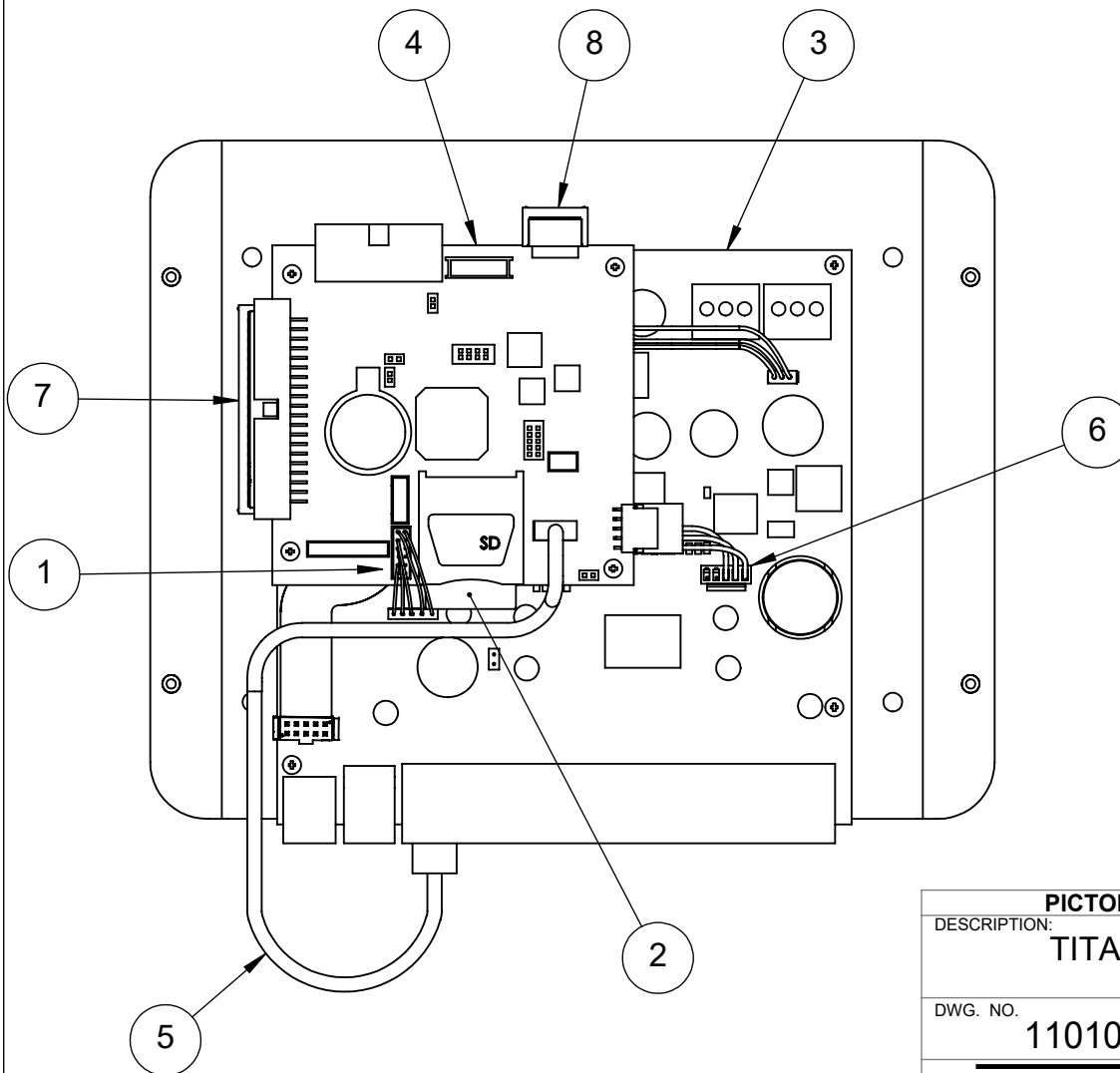
<b>PICTORIAL PARTS CATALOG</b>		
DESCRIPTION: <b>BAY BOX LAYOUT</b>		
DWG. NO.	REV	SHEET
11010098	14	1 OF 3
 		
<b>VEHICLE WASH SYSTEMS</b> <small>PART OF OPW DOVER COMPANY</small>		





ITEM	PART #	DESCRIPTION
1	04080323	CABLE,AUDIO,TITAN-CONTROLLER,M5/TDM/LW
2	04610024	CARD,MEMORY,SD
3	04580024	CIRCUIT-BOARD,COMM-HUB/POWER-SUPPLY
4	04430025	CONTROLLER,SGL-BRD,TITAN,UNPROGRAMMED
5	04080243	HARNESS,CONDUCTOR-TO-HUB,ETHERNET
6	04080082	HARNESS,CONDUCTOR-TO-HUB,POWER,M5/G5
7	04080084	HARNESS,CONDUCTOR-TO-HUB,SERIAL,M5/G5
8	04080080	HARNESS,CONDUCTOR-TO-HUB,USB,M5/G5

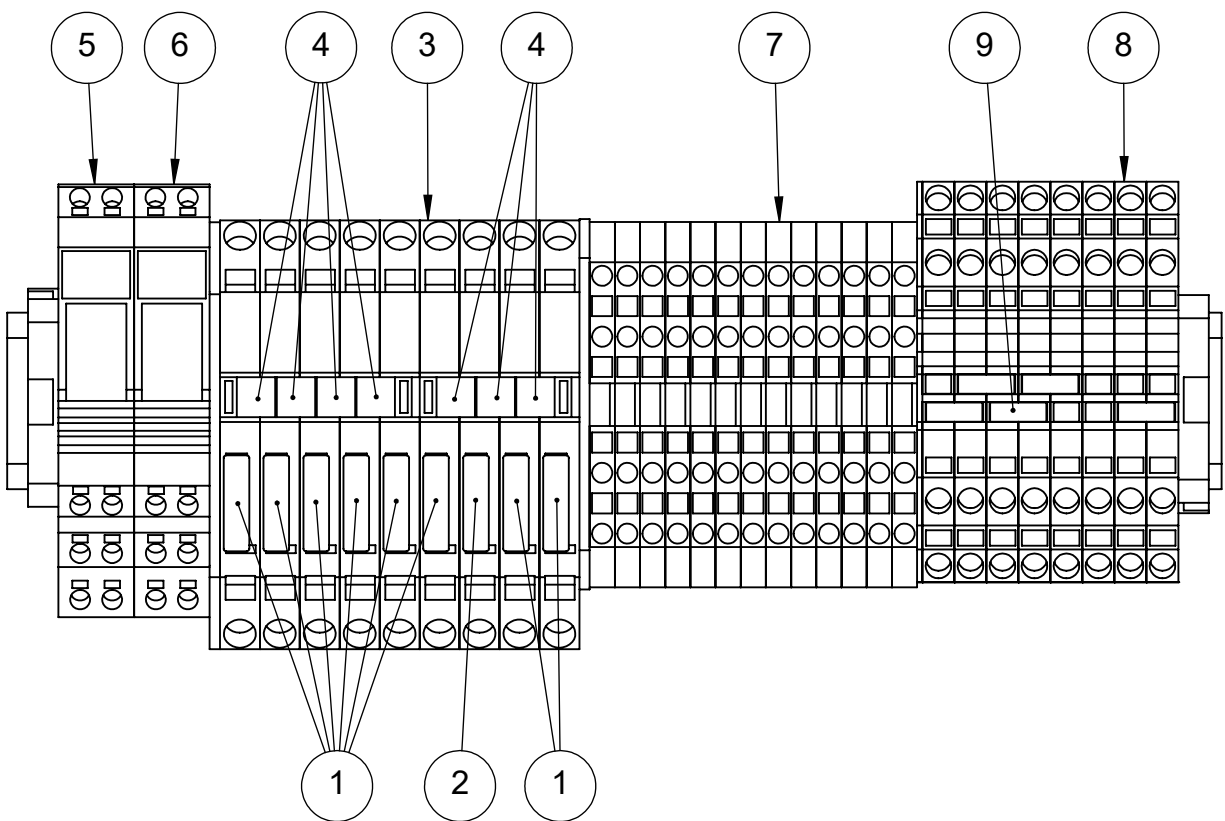
**OTHER ASSOCIATED PARTS:**



- 04430031 TITAN CONTROL BOARD, PREPROGRAMMED FOR TANDEM
- 04290110 SD CARD PREPROGRAMMED FOR TITAN, FOR TANDEM
- 04430020 VIPER CONTROL BOARD, PREPROGRAMMED FOR TANDEM
- 04290082 COMPACT FLASH CARD PREPROGRAMMED FOR VIPER, FOR TANDEM



<b>PICTORIAL PARTS CATALOG</b>		
DESCRIPTION: <b>TITAN CONDUCTOR</b>		
DWG. NO.	REV	SHEET
11010098	14	2 OF 3
 		
<b>VEHICLE WASH SYSTEMS</b> <small>PART OF OPW    A DOVER COMPANY</small>		

ITEM	PART #	DESCRIPTION
1	04110034	FUSE,3A,MINI,FAST-ACTING,AUTOMOTIVE
2	04110091	FUSE,4A,MINI,FAST-ACTING,AUTOMOTIVE,STYL
3	04110031	FUSE-HOLDER,AUTOMOTIVE,TERM-BLK
4	36802	JUMPER INSULATED 282-402
5	04050010	RELAY-SOCKET,W-DPDT-RELAY,12VDC,8A
6	04050008	RELAY-SOCKET,W-DPDT-RELAY,24VAC,8A
7	36507	TERMINAL-BLK,26-14GA,4P,GRAY
8	04100050	TERMINAL-BLOCK,4P,10-20AWG,30A,GRAY,WAGO
9	04100052	TERMINAL-JUMPER,ADJACENT,WAGO



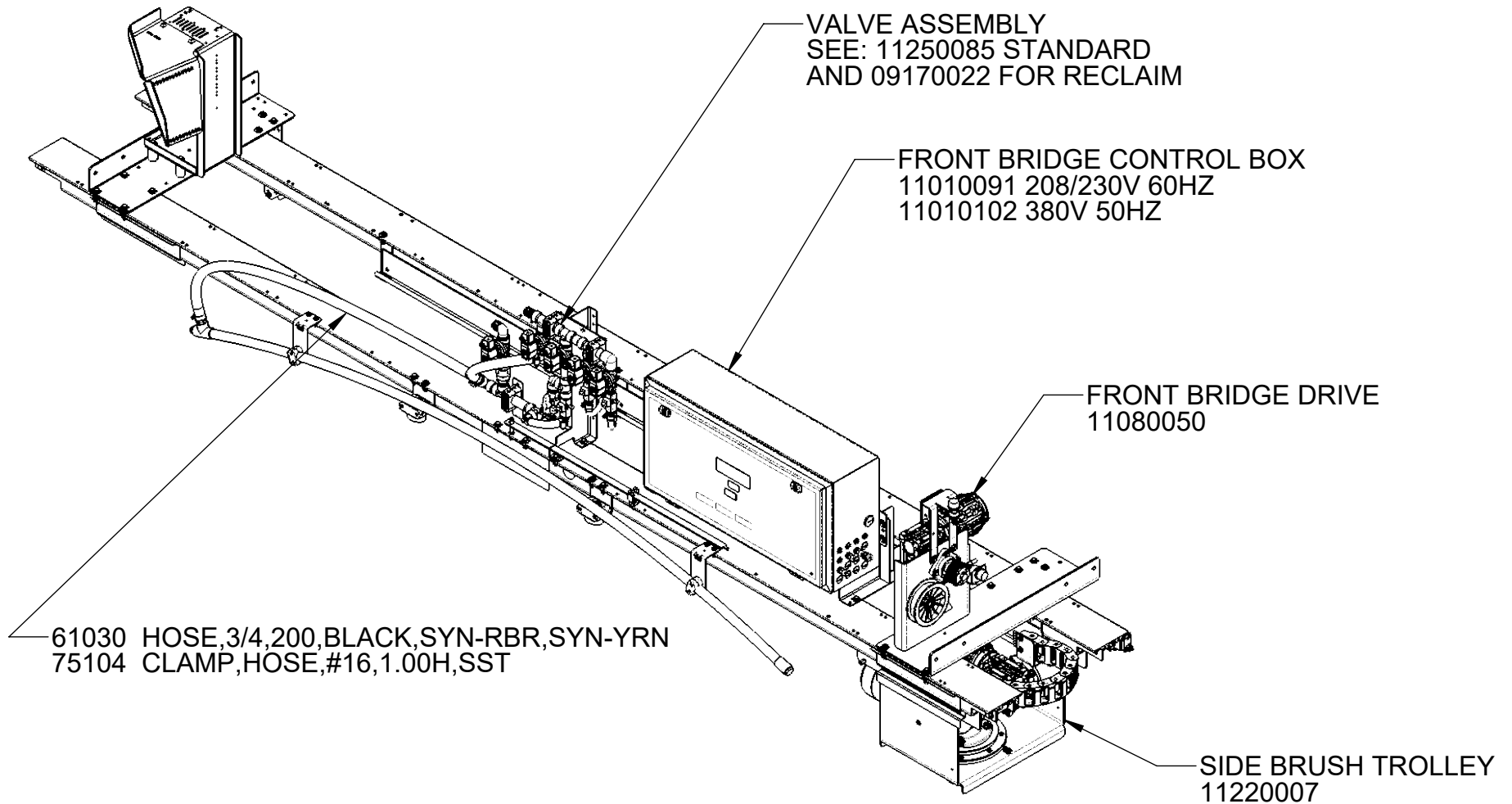
<b>PICTORIAL PARTS CATALOG</b>		
DESCRIPTION: <b>BAY BOX TERMINAL STRIP</b>		
DWG. NO. <b>11010098</b>	REV <b>14</b>	SHEET <b>3 OF 3</b>
 		
<b>VEHICLE WASH SYSTEMS</b> <small>PART OF OPW      A DOVER COMPANY</small>		

# ***PROTOUCH*** ***TANDEM***




## Front Bridge

---

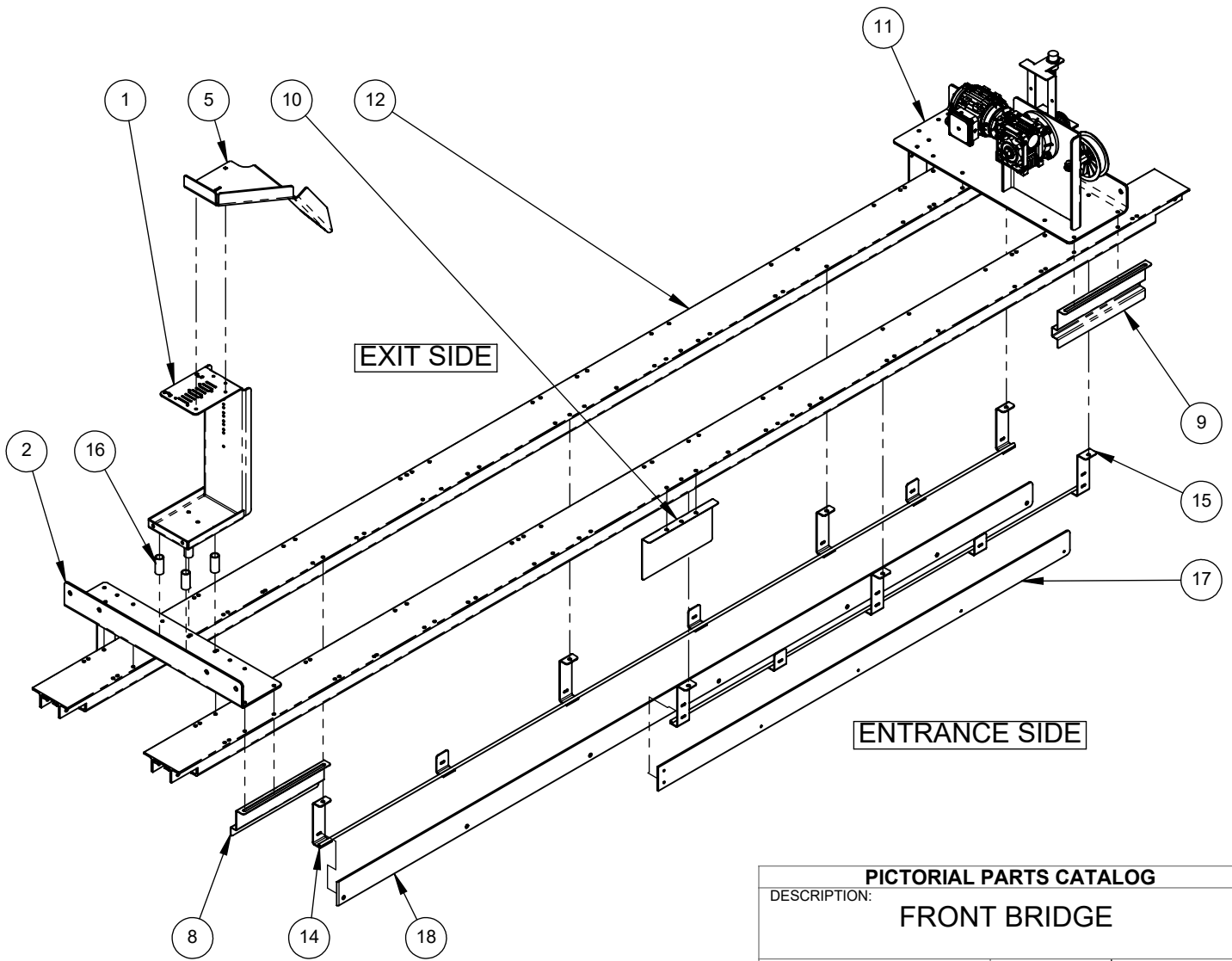
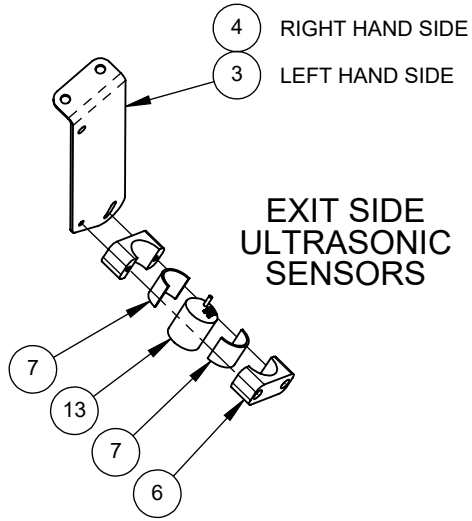






09140015 FRONT BRIDGE 208/230V 60HZ  
09140017 FRONT BRIDGE 380V 50HZ

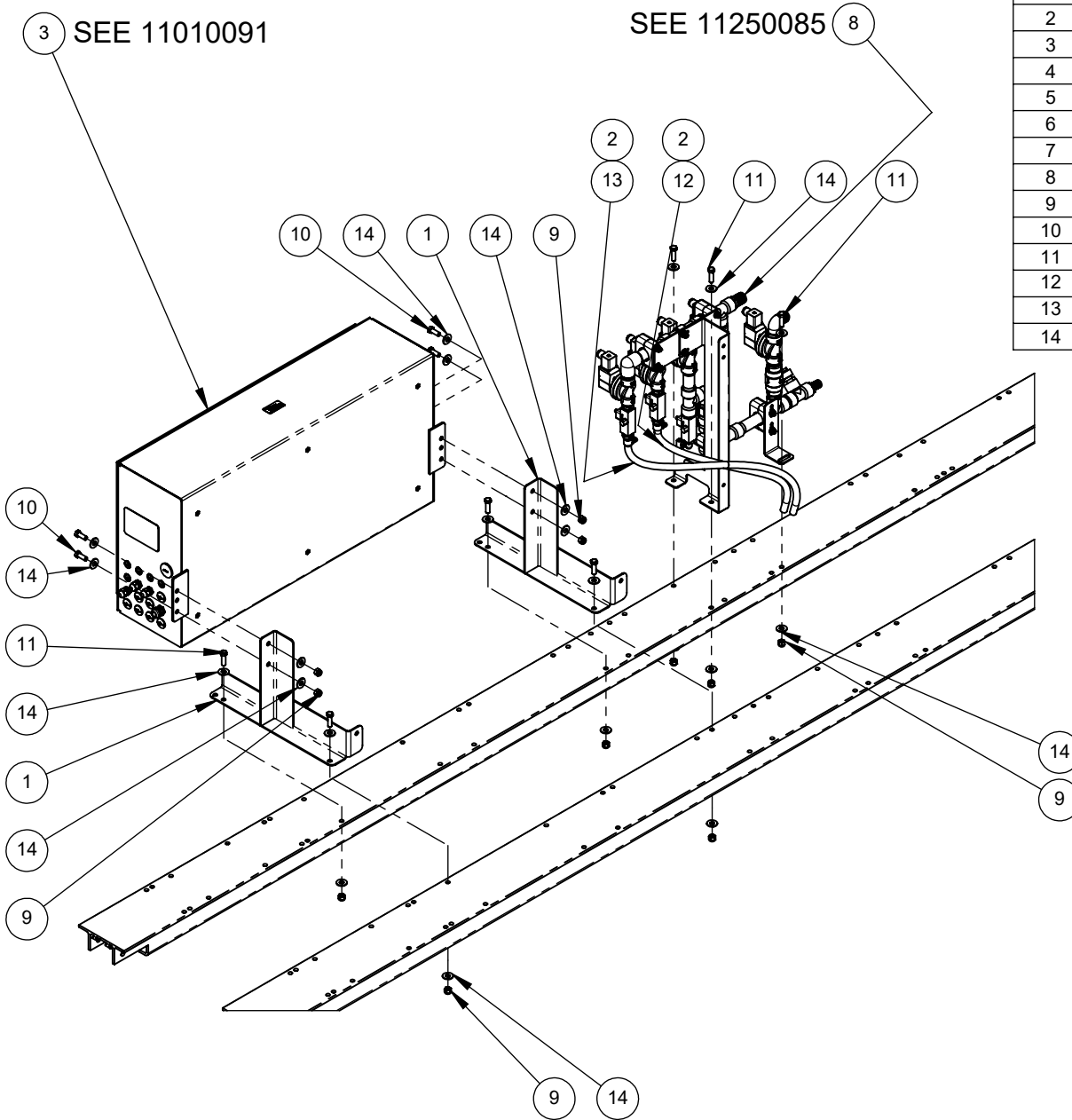
PICTORIAL PARTS CATALOG		
DESCRIPTION: FRONT BRIDGE		
DWG. NO.	REV	SHEET
09140015	11	1 OF 5
		
VEHICLE WASH SYSTEMS		
PART OF OPW		

ITEM	PART #	DESCRIPTION
1	06140885	BRACKET,E-CHAIN-MOUNT,BRIDGE,LW/TANDEM
2	06140564	BRACKET,FRONT-BRIDGE,MOUNT
3	06140598	BRACKET,ULTRASONIC,FRONT-BRIDGE,EXIT,LH
4	06140599	BRACKET,ULTRASONIC,FRONT-BRIDGE,EXIT,RH
5	06140929	BRACKET, UTILITY-GUIDE,AL,LJ/LW/TANDEM
6	05050016	CLAMP,PIPE,1-1/4,PP,STANDARD
7	06060015	CUSHION,ULTRASONIC-MOUNT,SILICONE
8	06480008	FLAG,TROLLEY,HOME
9	06480010	FLAG,TROLLEY,HOME-POSITIONING
10	06480012	FLAG,TROLLEY,POSITIONING,FB,TANDEM
11	11080050	FRAME,FRONT-BRIDGE,DRIVE,TANDEM
12	06230068	RAIL,FRONT-BRIDGE,AL
13	04420026	SENSOR,ULTRASONIC,75kHz,15"CBL,1.5"DIA
14	06240465	TRAY,E-CHAIN,TROLLEY,LONG,SST,TANDEM
15	06240466	TRAY,E-CHAIN,TROLLEY,SHORT,SST,TANDEM
16	06370098	TUBE,ROUND,.75x2.25,SST,SPACER,TANDEM
17	06010061	WEAR-STRIP,UHMW,TRLY-CHAIN,SHRT,TANDEM
18	06010060	WEAR-STRIP,UHMW,TROLLEY-CHAIN,LONG,TANDEM






BASE FRAME AND TROLLEY FLAGS

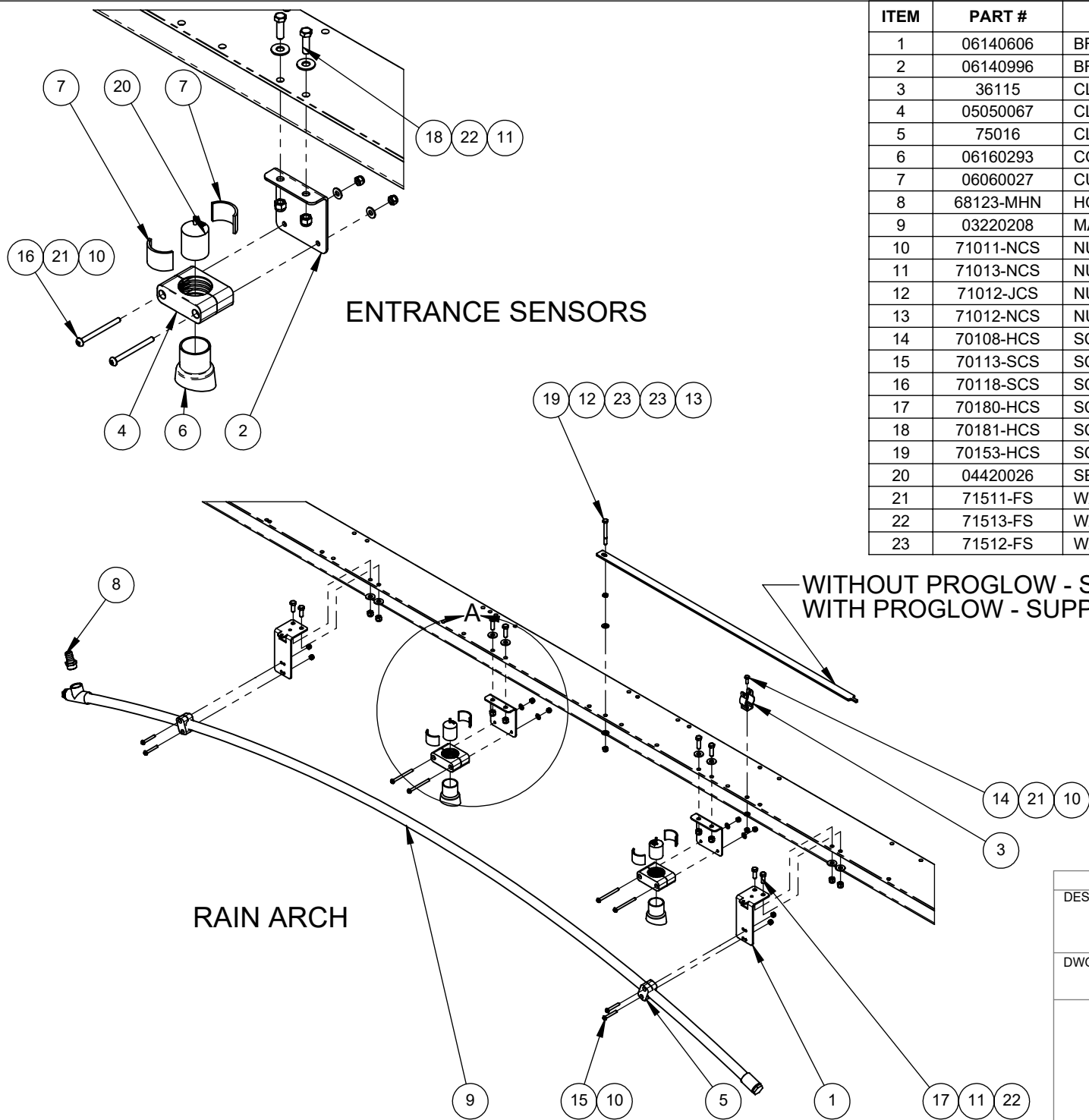
<b>PICTORIAL PARTS CATALOG</b>		
DESCRIPTION:		
<b>FRONT BRIDGE</b>		
DWG. NO.	REV	SHEET
09140015	11	2 OF 5
 		
VEHICLE WASH SYSTEMS <small>PART OF OPW    A DOVER COMPANY</small>		



ITEM	PART #	DESCRIPTION
1	06140789	BRACKET,ENCLOSURE-MOUNT,FRONT,BRIDGE
2	75103	CLAMP,HOSE,#12,.75H,SST
3	11010091	CONTROL-BOX,FRONT-BRIDGE,TANDEM,60HZ
4	M401066	LABEL PRINTED CE ELECTRICAL - EUROPEAN
5	02020360	LABEL,PATENT,PRINTED,3x2",WHITE
6	02230049	LABEL-ID,09140015,FRONT-BRIDGE,TANDEM
7	02210016	LABEL-SERIAL,FRONT-BRIDGE,TANDEM
8	11250085	MANIFOLD,VALVE,FRONT-BRIDGE
9	71013-NCS	NUT,3/8-16,HEX,LOCK,SST
10	70180-HCS	SCREW,3/8-16x1.00,HHCS,SST
11	70181-HCS	SCREW,3/8-16x1.25,HHCS,SST
12	01120012	TUBING,5/8ODx.06W,100psi@70F,LLDPE,BLACK
13	01120012	TUBING,5/8ODx.06W,100psi@70F,LLDPE,BLACK
14	71513-FS	WASHER,3/8,FLAT,1-OD,.083THK,SST

ELECTRICAL BOX AND VALVE MANIFOLD SUPPORT

PICTORIAL PARTS CATALOG		
DESCRIPTION: <b>FRONT BRIDGE</b>		
DWG. NO. <b>09140015</b>	REV <b>11</b>	SHEET <b>3 OF 5</b>
 		
<b>VEHICLE WASH SYSTEMS</b> <small>PART OF OPW  COMPANY</small>		





ITEM	PART #	DESCRIPTION
1	06140606	BRACKET,MOUNT,RAIN-ARCH,10GA,304SST
2	06140996	BRACKET,ULTRA-SONIC,MTG,AL
3	36115	CLAMP,PIPE,1.00,SST
4	05050067	CLAMP,PIPE,1-1/2,PP,STANDARD
5	75016	CLAMP,TUBE,1",PP,STANDARD
6	06160293	COVER,SENSOR-SHIELD,2X2.75",GRAY,VINYL
7	06060027	CUSHION,1/8THK,ULTRASONIC-MOUNT,SILICONE
8	68123-MHN	HOSE-BARB,3/4HX3/4MNPT,NYL
9	03220208	MANIFOLD,RINSE,FRONT-BRIDGE,TANDEM
10	71011-NCS	NUT,1/4-20,HEX,LOCK,SST
11	71013-NCS	NUT,3/8-16,HEX,LOCK,SST
12	71012-JCS	NUT,5/16-18,HEX,JAM,SST
13	71012-NCS	NUT,5/16-18,HEX,LOCK,SST
14	70108-HCS	SCREW,1/4-20X.75,HHCS,SST
15	70113-SCS	SCREW,1/4-20X1.75,PPHMS,SST
16	70118-SCS	SCREW,1/4-20X3.00,PPHMS,SST
17	70180-HCS	SCREW,3/8-16X1.00,HHCS,SST
18	70181-HCS	SCREW,3/8-16X1.25,HHCS,SST
19	70153-HCS	SCREW,5/16-18X3.00,HHCS,SST
20	04420026	SENSOR,ULTRASONIC,75kHz,15"CBL,1.5"DIA
21	71511-FS	WASHER,1/4,FLAT,SST
22	71513-FS	WASHER,3/8,FLAT,1-OD,.083THK,SST
23	71512-FS	WASHER,5/16,FLAT,SST


**PICTORIAL PARTS CATALOG**

DESCRIPTION: **FRONT BRIDGE**

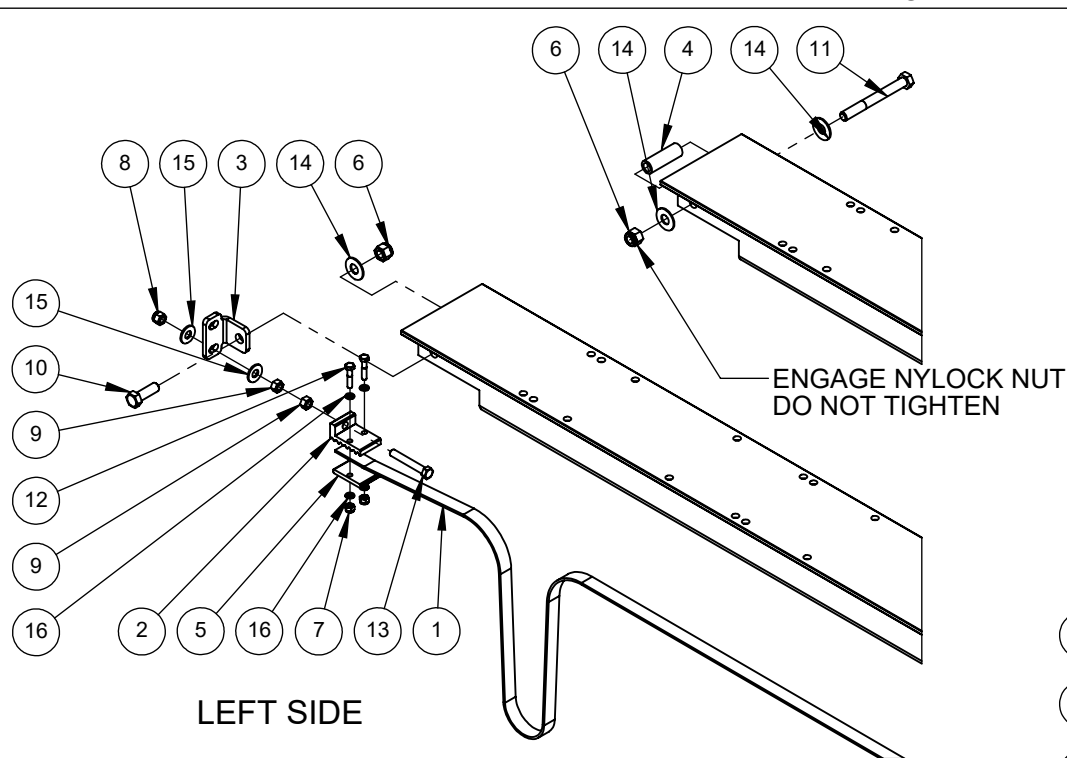
DWG. NO.	REV	SHEET
09140015	11	4 OF 5

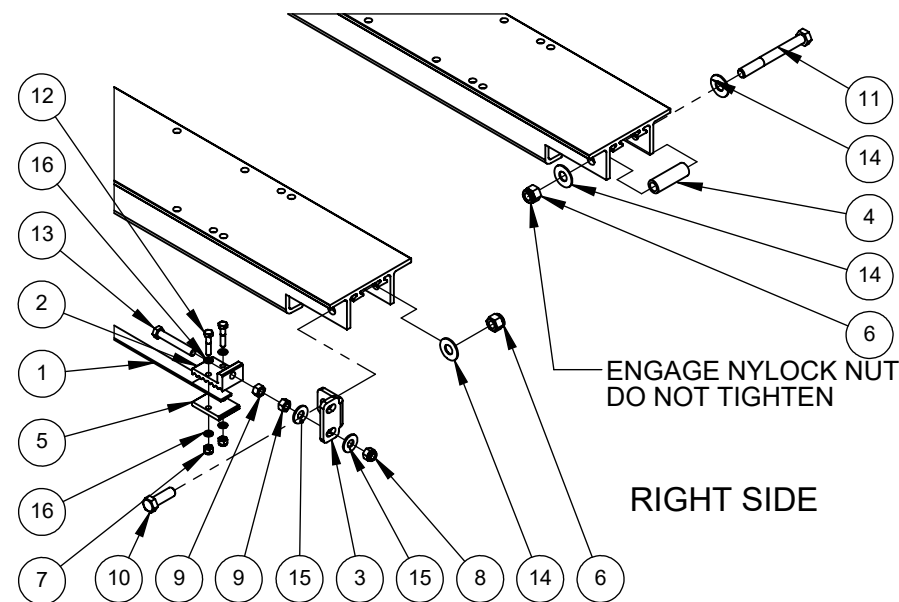
**VEHICLE WASH SYSTEMS**

PART OF OPW  COMPANY





ITEM	PART #	DESCRIPTION
1	06020054	BELT,HTD-8M,20MM,TROLLEY-DRIVE,TANDEM
2	06340042	BLOCK,BELT-RETAINER,8mmPITCH,20mmWIDE
3	06140938	BRACKET,BELT-TENSIONER,TROLLEY,SST
4	06060024	BUMPER,END-STOP,RUBBER,1/2"ID
5	06160473	COVER,BELT,RETAINER,MAX20mmWIDTH
6	71015-NCS	NUT,1/2-13,HEX,LOCK,SST
7	71011-NCS	NUT,1/4-20,HEX,LOCK,SST
8	71013-NCS	NUT,3/8-16,HEX,LOCK,SST
9	71013-HCS	NUT,3/8-16,HEX,SST
10	70257-HCS	SCREW,1/2-13x1.50,HHCS,SST
11	70269-HCS	SCREW,1/2-13x4.50,HHCS,SST
12	70111-HCS	SCREW,1/4-20x1.25,HHCS,SST
13	05040273	SCREW,3/8-16x2.50,HHCS,FULL-THD,SST
14	71515-FSS	WASHER,1/2,FLAT,SST
15	71513-FS	WASHER,3/8,FLAT,1-OD,.083THK,SST
16	05030016	WASHER,M6,FLAT,SST



NOTES



BELT INSTALLATION

1. POSITION TROLLEY AT END OF BRIDGE OPPOSITE ELECTRICAL PANEL WITH EDGE OF TROLLEY FRAME 12" FROM END OF BRIDGE RAIL
2. ROUTE BELT AROUND IDLERS AND DRIVE PULLEY AS SHOWN
3. CLAMP EACH END OF BELT WITH MINIMUM FIVE TEETH HELD IN CLAMP
4. ATTACH SPRING SCALE TO TROLLEY BELT IN THE APPROXIMATE MIDDLE OF THE BRIDGE (IN-LINE WITH CENTER MID FLAG)
5. PULL SPRING SCALE SO BELT IS 4.5" FROM THE UNDERSIDE OF THE FLANGE OF THE BRIDGE RAIL (EVEN WITH BOTTOM EDGE OF E-CHAIN)
6. TENSION BELT USING SCREW 05040273 UNTIL SPRING SCALE FORCE IS 20 LBS
7. CUT OFF EXCESS BELT LENGTH AFTER TENSIONING


**PICTORIAL PARTS CATALOG**

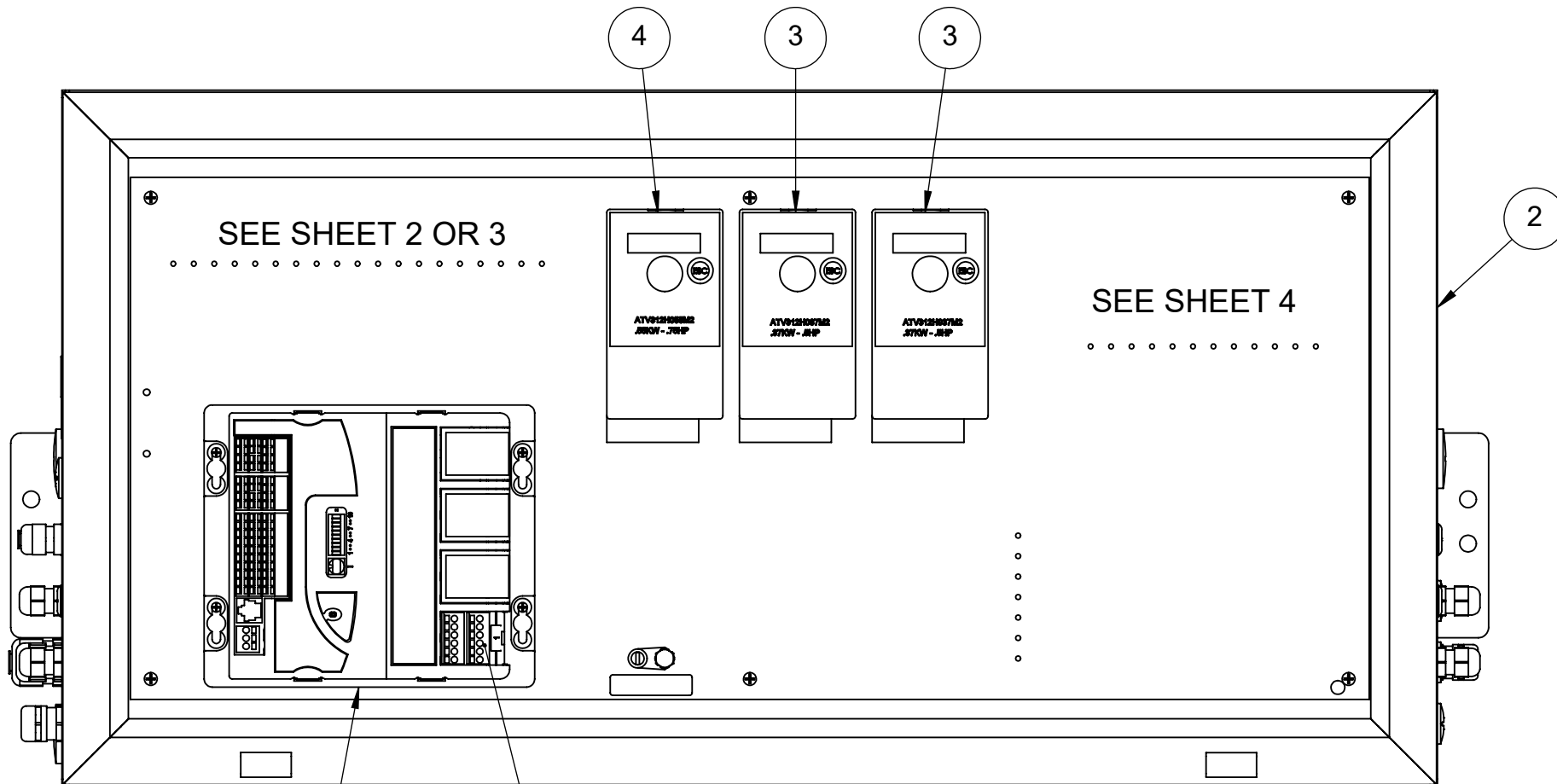
DESCRIPTION: **FRONT BRIDGE**

DWG. NO.	REV	SHEET
09140015	11	5 OF 5

VEHICLE WASH SYSTEMS




PART OF OPW  COMPANY

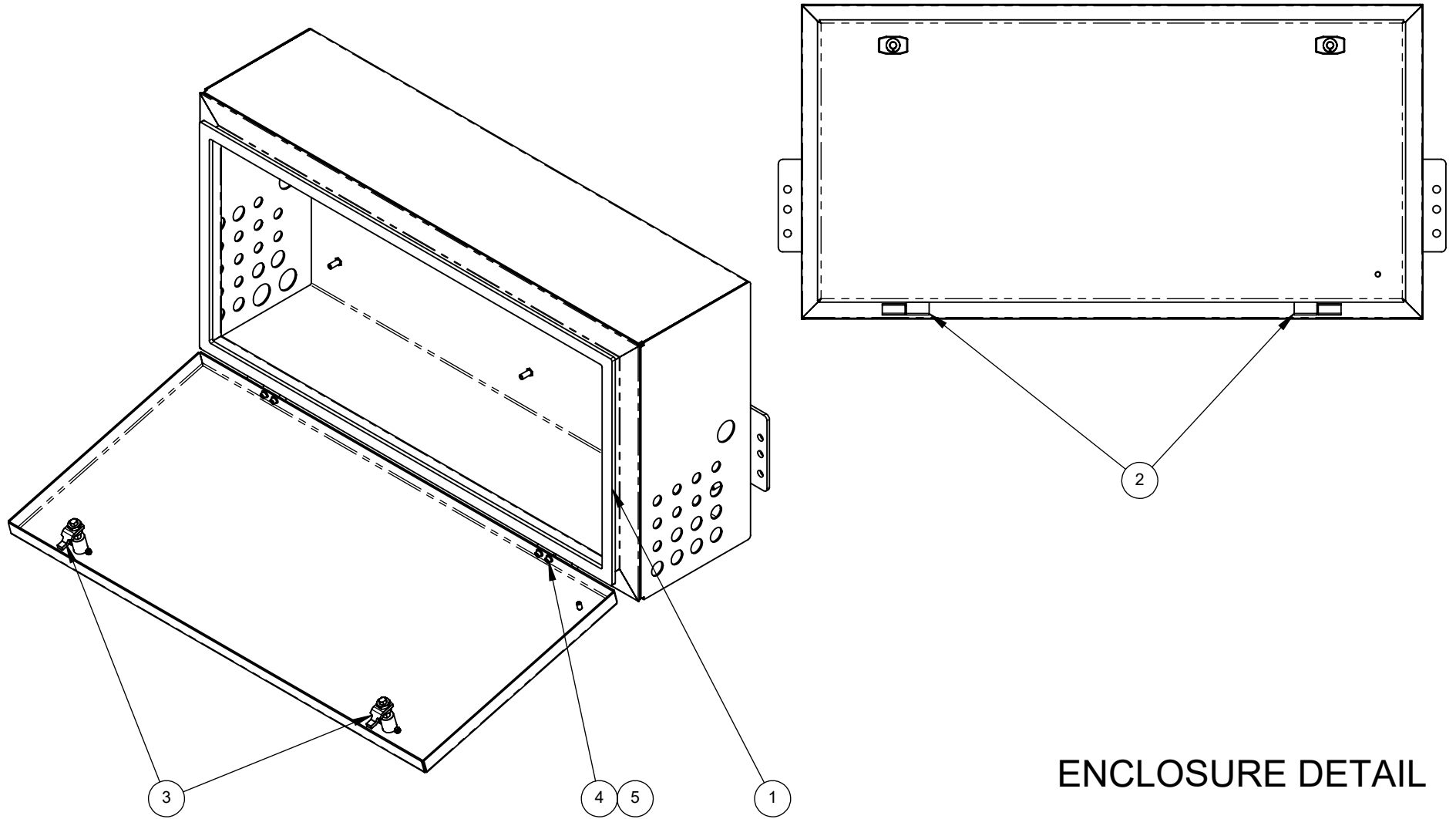


APPLIES TO:  
 11010091 FRONT BRIDGE  
 CONTROL BOX 208/230V, 60HZ

11010102 FRONT BRIDGE  
 CONTROL BOX 400V, 50HZ




ITEM	PART #	DESCRIPTION
1	04580019	CIRCUIT-BOARD,OUTPUT,5-RELAY,6A
2	04090076	ENCLOSURE,ELECTRICAL,BRIDGE,TANDEM/LW
3	04180015	FREQUENCY-DRIVE,.37kW-.5HP,208/240V,1PH
4	04180014	FREQUENCY-DRIVE,.55kW-.75HP,208/240V,1PH
5	11010052	NODE,I/O-MODULE,10IN,20OUT,4US,2SERIAL

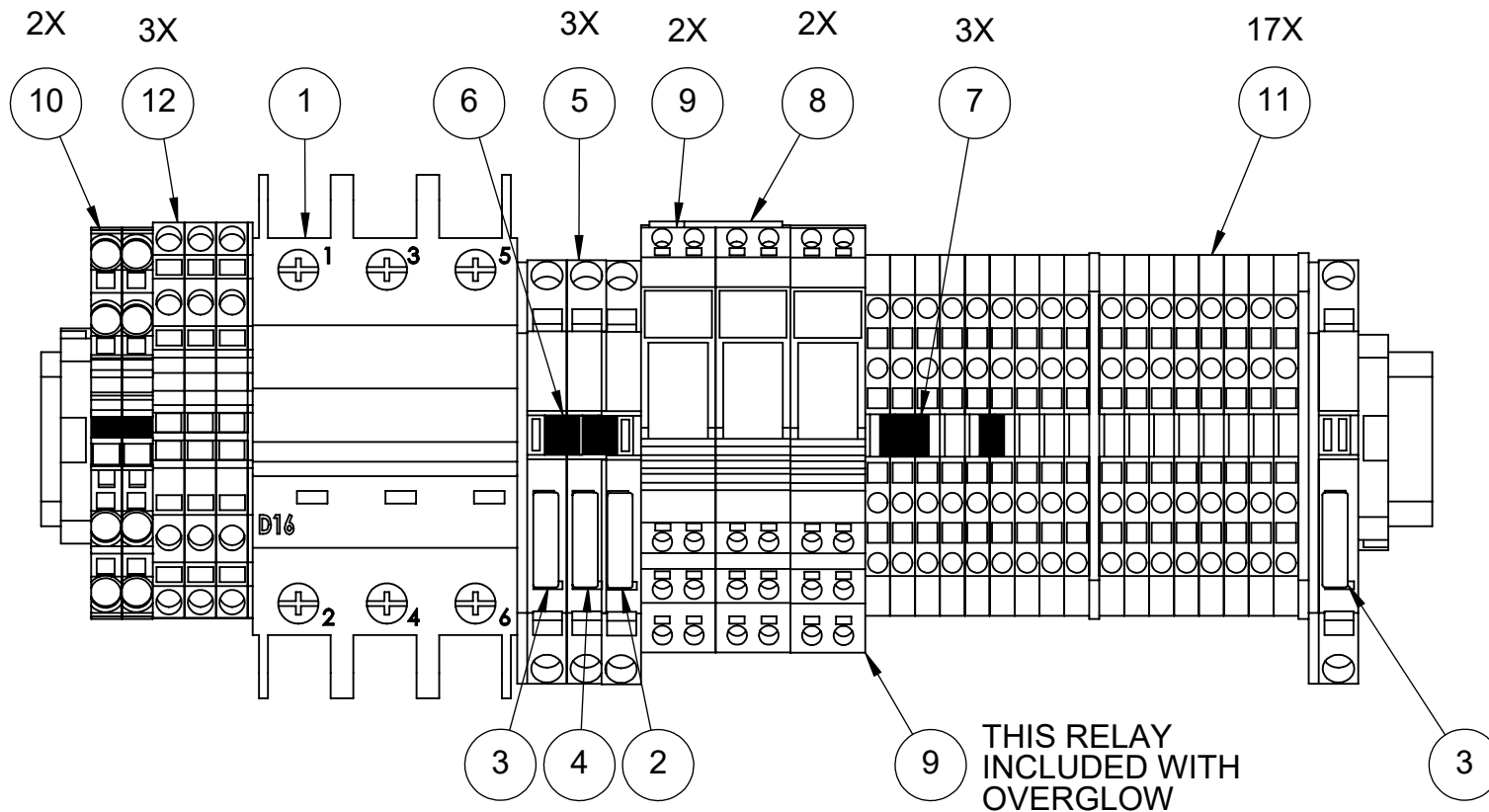
PICTORIAL PARTS CATALOG		
DESCRIPTION: CONTROL-BOX,FRONT-BRIDGE		
DWG. NO. 11010091	REV 19	SHEET 1 OF 6
 		
<b>VEHICLE WASH SYSTEMS</b> <small>PART OF OPW  COMPANY</small>		



## ENCLOSURE DETAIL




ITEM	PART #	DESCRIPTION
1	06070057	GASKET,ENCLOSURE,BRIDGE,TANDEM/LW,NEOPR
2	06490025	HINGE,LIFT-OFF,IN-LINE,ZINC
3	02050011	LATCH,CAM,SOUTHCO,E3-36-25
4	05040293	SCREW,#10-32x.38,HSHCS,SST
5	71509-FS	WASHER,#10,FLAT,SST

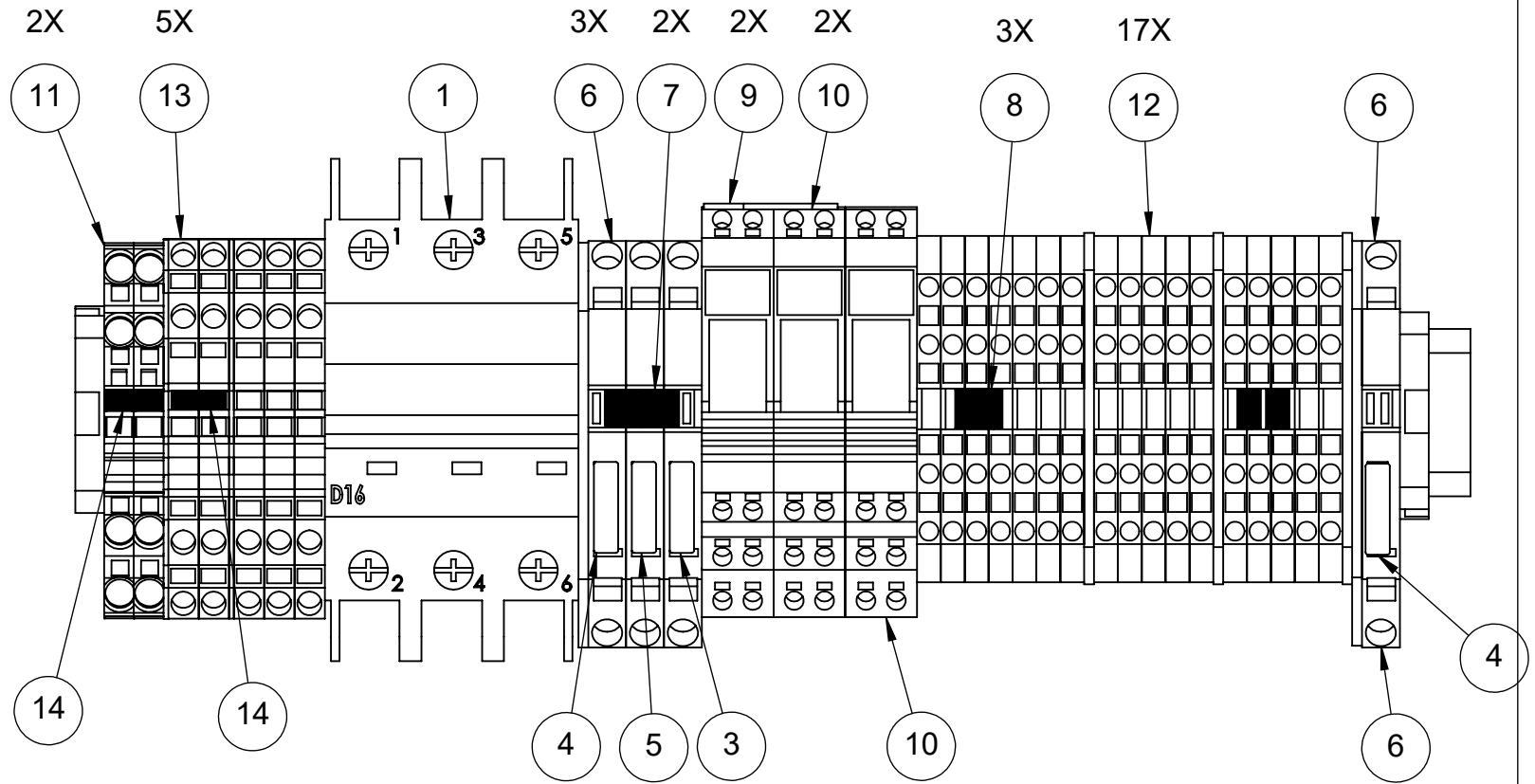
PICTORIAL PARTS CATALOG		
DESCRIPTION: CONTROL-BOX,FRONT-BRIDGE		
DWG. NO.	REV	SHEET
11010091	19	2 OF 6
 		
<b>VEHICLE WASH SYSTEMS</b> <small>PART OF OPW  COMPANY</small>		



ITEM	PART #	DESCRIPTION
1	04110042	CIRCUIT-BREAKER,16A,3P,D,277V,UL-489
2	04110034	FUSE,3A,MINI,FAST-ACTING,AUTOMOTIVE
3	04110091	FUSE,4A,MINI,FAST-ACTING,AUTOMOTIVE,STYL
4	04110033	FUSE,10A,MINI,FAST-ACTING,AUTOMOTIVE
5	04110031	FUSE-HOLDER,AUTOMOTIVE,TERM-BLK
6	36802	JUMPER INSULATED 282-402
7	36800	JUMPER,INSULATED,GRAY
8	04050011	RELAY-JUMPER,WAGO,788-SERIES
9	04050008	RELAY-SOCKET,W-DPDT-RELAY,24VAC,8A
10	04100084	TERMINAL,GROUND,4P,10-20AWG,30A,YEL-GRN
11	36507	TERMINAL-BLK,26-14GA,4P,GRAY
12	04100050	TERMINAL-BLOCK,4P,10-20AWG,30A,GRAY,WAGO

**APPLIES TO:**  
**11010091 FRONT BRIDGE**  
**CONTROL BOX 208/230V, 60HZ**



PICTORIAL PARTS CATALOG		
DESCRIPTION: CONTROL-BOX,FRONT-BRIDGE		
DWG. NO. 11010091	REV 19	SHEET 3 OF 6
 		
<b>VEHICLE WASH SYSTEMS</b> <small>PART OF OPW  COMPANY</small>		



ITEM	PART #	DESCRIPTION
1	04110042	CIRCUIT-BREAKER,16A,3P,D,277V,UL-489
2	36650	END-STOP,6mm,PLST,GRAY,249-116
3	04110034	FUSE,3A,MINI,FAST-ACTING,AUTOMOTIVE
4	04110091	FUSE,4A,MINI,FAST-ACTING,AUTOMOTIVE,STYL
5	04110033	FUSE,10A,MINI,FAST-ACTING,AUTOMOTIVE
6	04110031	FUSE-HOLDER,AUTOMOTIVE,TERM-BLK
7	36802	JUMPER INSULATED 282-402
8	36800	JUMPER,INSULATED,GRAY
9	04050011	RELAY-JUMPER,WAGO,788-SERIES
10	04050008	RELAY-SOCKET,W-DPDT-RELAY,24VAC,8A
11	04100084	TERMINAL,GROUND,4P,10-20AWG,30A,YEL-GRN
12	36507	TERMINAL-BLK,26-14GA,4P,GRAY
13	04100050	TERMINAL-BLOCK,4P,10-20AWG,30A,GRAY,WAGO
14	04100052	TERMINAL-JUMPER,ADJACENT,WAGO

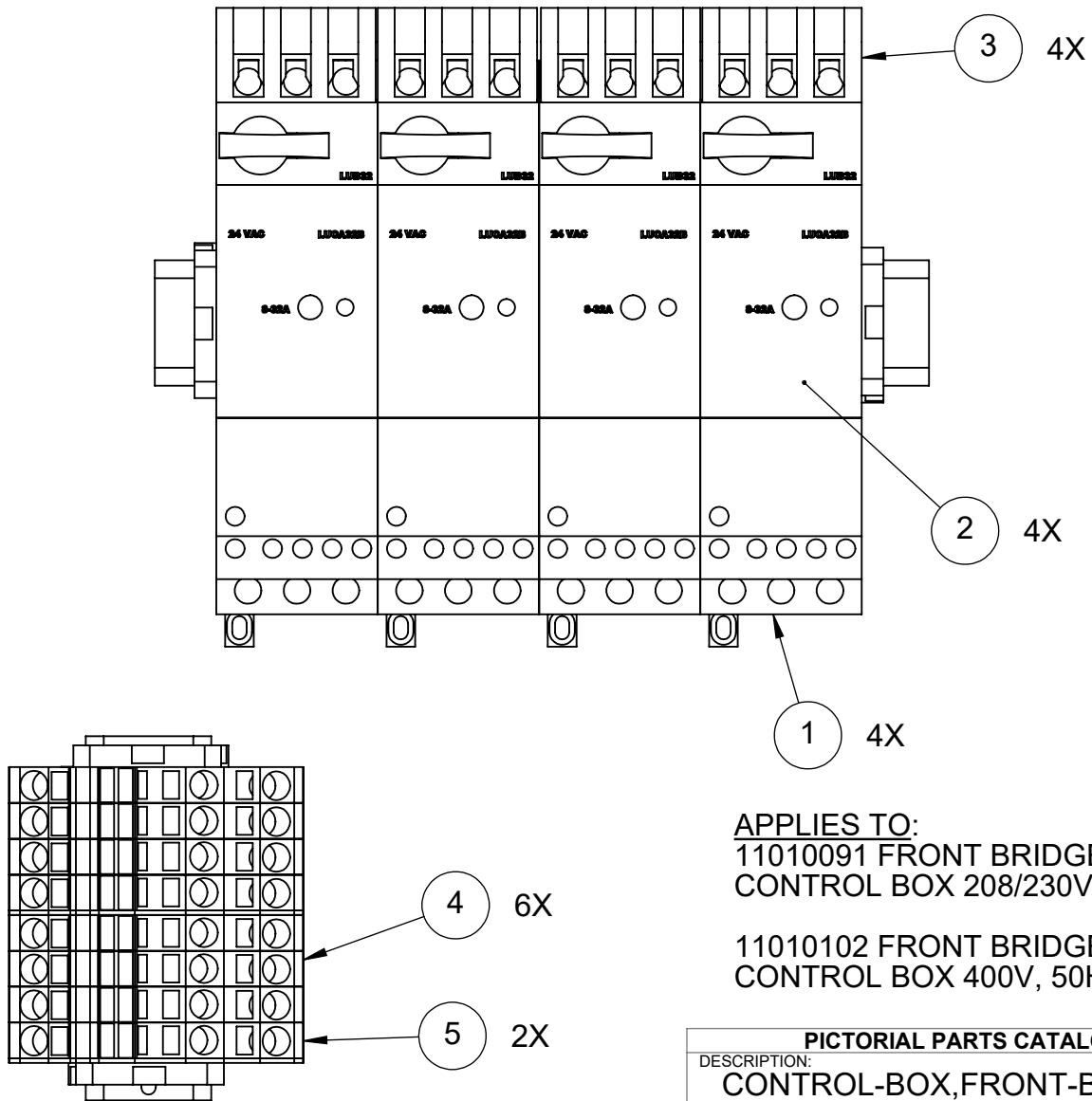
THIS RELAY  
INCLUDED WITH  
OVERFLOW

APPLIES TO:  
11010102 FRONT BRIDGE  
CONTROL BOX 400V, 50HZ

PICTORIAL PARTS CATALOG		
DESCRIPTION: CONTROL-BOX,FRONT-BRIDGE		
DWG. NO. 11010091	REV 19	SHEET 4 OF 6
 <b>VEHICLE WASH SYSTEMS</b>		
<small>PART OF OPW</small> 		

ITEM	PART #	DESCRIPTION
1	04110026	MSP, COMB, BASE, 32A, 24VAC, TESYS-ULINE
2	04110027	MSP, COMB, MODULE, 8-32A, 24VAC, TESYS-ULINE
3	04110037	MSP, PHASE-SEPARATOR
4	04100039	TERMINAL-BLOCK, WAGO, 3P, 8-20AWG, GRAY
5	04100040	TERMINAL-BLOCK, WAGO, 2010-SERIES, 3P, GND

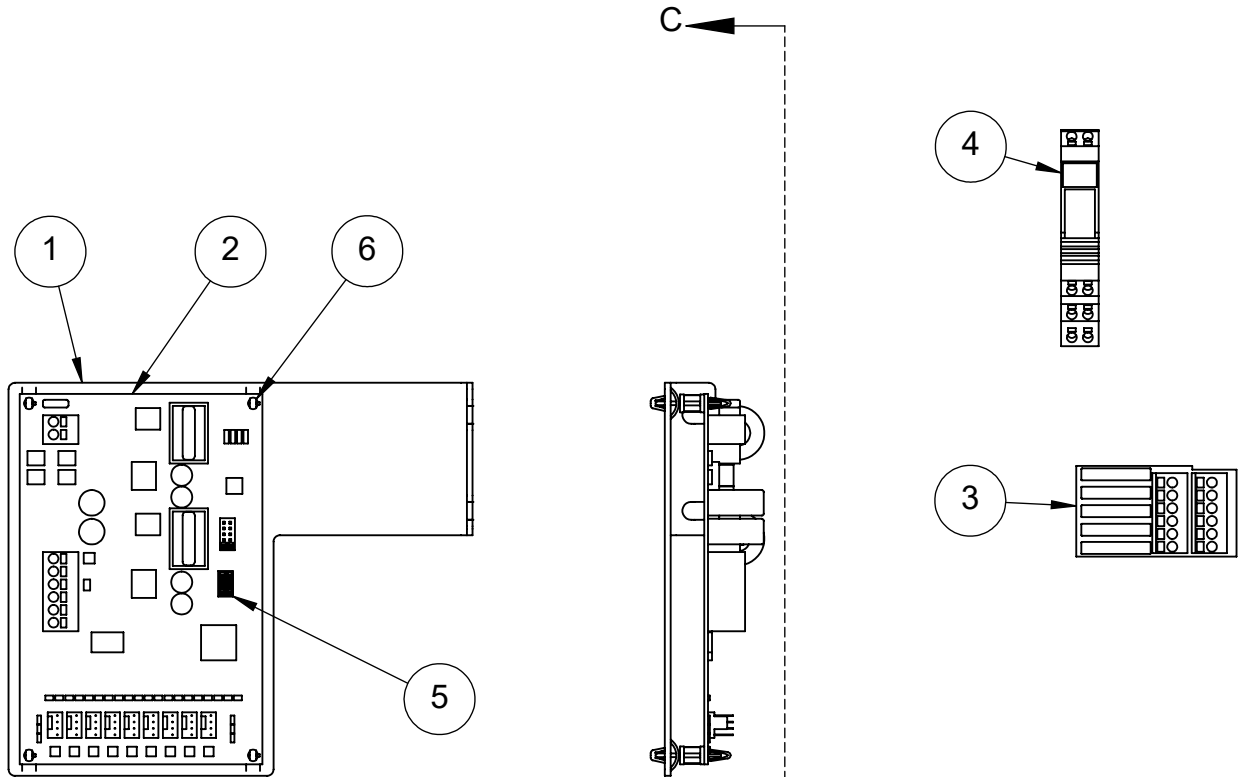
### ONBOARD DRYER COMPONENTS





APPLIES TO:  
 11010091 FRONT BRIDGE  
 CONTROL BOX 208/230V, 60HZ  
 11010102 FRONT BRIDGE  
 CONTROL BOX 400V, 50HZ

PICTORIAL PARTS CATALOG		
DESCRIPTION: CONTROL-BOX, FRONT-BRIDGE		
DWG. NO. 11010091	REV 19	SHEET 5 OF 6
VEHICLE WASH SYSTEMS		PART OF OPW
		DOVER COMPANY



ITEM	PART #	DESCRIPTION
1	06141228	BRACKET,MOUNT,CIRCUIT-BOARD,OVERGLOW,LW
2	04580048	CIRCUIT-BOARD,CONTROLLER,LED,DMX
3	04580019	CIRCUIT-BOARD,OUTPUT,5-RELAY,6A
4	04050008	RELAY-SOCKET,W-DPDT-RELAY,24VAC,8A
5	04590023	SHUNT,HEADER,2-POS,.100-CENTERLINE
6	05130025	STAND-OFF,SNAP-IN,PCB-MT,INBAY/CONFIRM



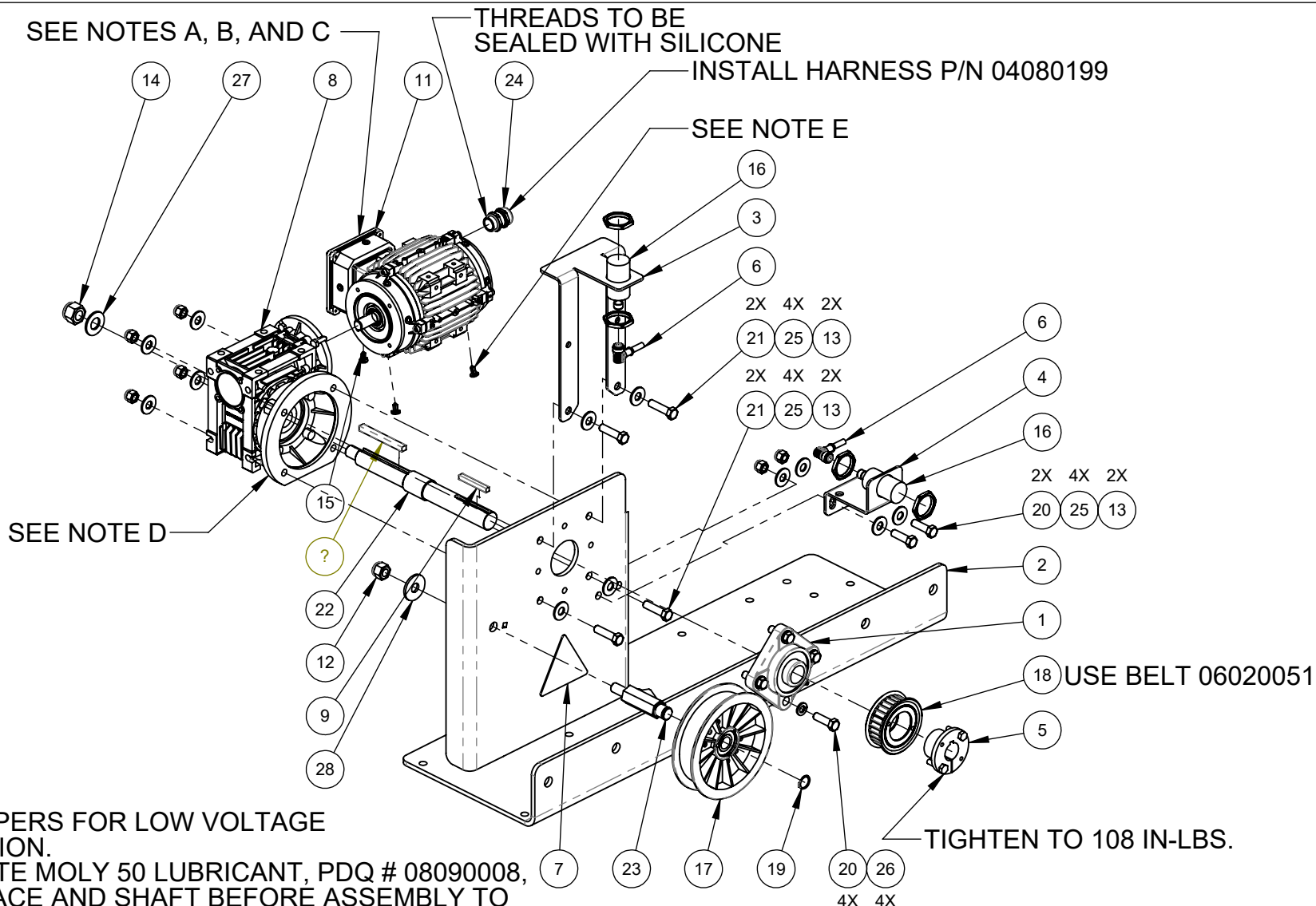
SECTION C-C  
SCALE 1 : 3

<b>PICTORIAL PARTS CATALOG</b>		
DESCRIPTION: <b>CONTROL-BOX,FRONT-BRIDGE</b>		
DWG. NO. <b>11010091</b>	REV <b>19</b>	SHEET <b>6 OF 6</b>
 <b>VEHICLE WASH SYSTEMS</b>		
<small>PART OF OPW</small>		<small>A DOVER COMPANY</small>

ITEM	PART #	DESCRIPTION
1	06010028	BEARING,FLANGE,4-BOLT,1.00,NP-STL
2	06140563	BRACKET,FRONT-BRIDGE,DRIVE-MOUNT
3	06140900	BRACKET,PROX-MOUNT,BRIDGE,EXT,TANDEM
4	06140873	BRACKET,PROX-MOUNT,BRIDGE-POS,LW/TANDEM
5	06200038	BUSHING,QT,1.00,STL
6	34370	CORDSET,12mm,3/20AWG,90°,2m
7	02030341	DECAL,WARNING,PINCHING-HAZARD
8	06280065	GEARBOX,RTANG,20:1,IEC71,MRVC
9	05120027	KEY STOCK 1/4 X 1/4 X 3',18-8-SST,UNDERSIZED
10	05120029	KEY,8x7x80mm,18-8-SST,UNDERSIZED
11	04120068	MOTOR,.5HP,1680,IEC71,208/460,TENV,FL
12	71015-NCS	NUT,1/2-13,HEX,LOCK,SST
13	71013-NCS	NUT,3/8-16,HEX,LOCK,SST
14	71017-NCS	NUT,5/8-11,HEX,LOCK,SST
15	03080035	PLUG,DRAIN,MOTOR,PP-PLASTIC
16	93026	PROX,30mm,SHLD,10-30VDC,NPN,LONG
17	06030043	PULLEY,IDLER,5.0"x1.25",FLAT,PLSTC
18	06030033	PULLEY,TIMING,8M,28T,20W,QT
19	05120030	RETAINING-RING,17mm,EXT,SST
20	70181-HCS	SCREW,3/8-16x1.25,HHCS,SST
21	70182-HCS	SCREW,3/8-16x1.50,HHCS,SST
22	06150075	SHAFT, BRIDGE/TROLLEY-DRIVE
23	06150169	SHAFT,IDLER,PULLEY,W/GUSSET,SST
24	04450023	STRAIN-RELIEF,M20,.276-.492",GND-CONN
25	71513-FS	WASHER,3/8,FLAT,1-OD,.083THK,SST
26	71513-LS	WASHER,3/8,LOCK,SST
27	71517-FS	WASHER,5/8,FLAT,SST
28	05030042	WASHER,M12,FENDER,SST

<b>PICTORIAL PARTS CATALOG</b>		
DESCRIPTION: <b>FRONT BRIDGE DRIVE</b>		
DWG. NO. <b>11080050</b>	REV <b>10</b>	SHEET <b>1 OF 2</b>
 		
<b>VEHICLE WASH SYSTEMS</b> <small>PART OF OPW    A DOVER COMPANY</small>		

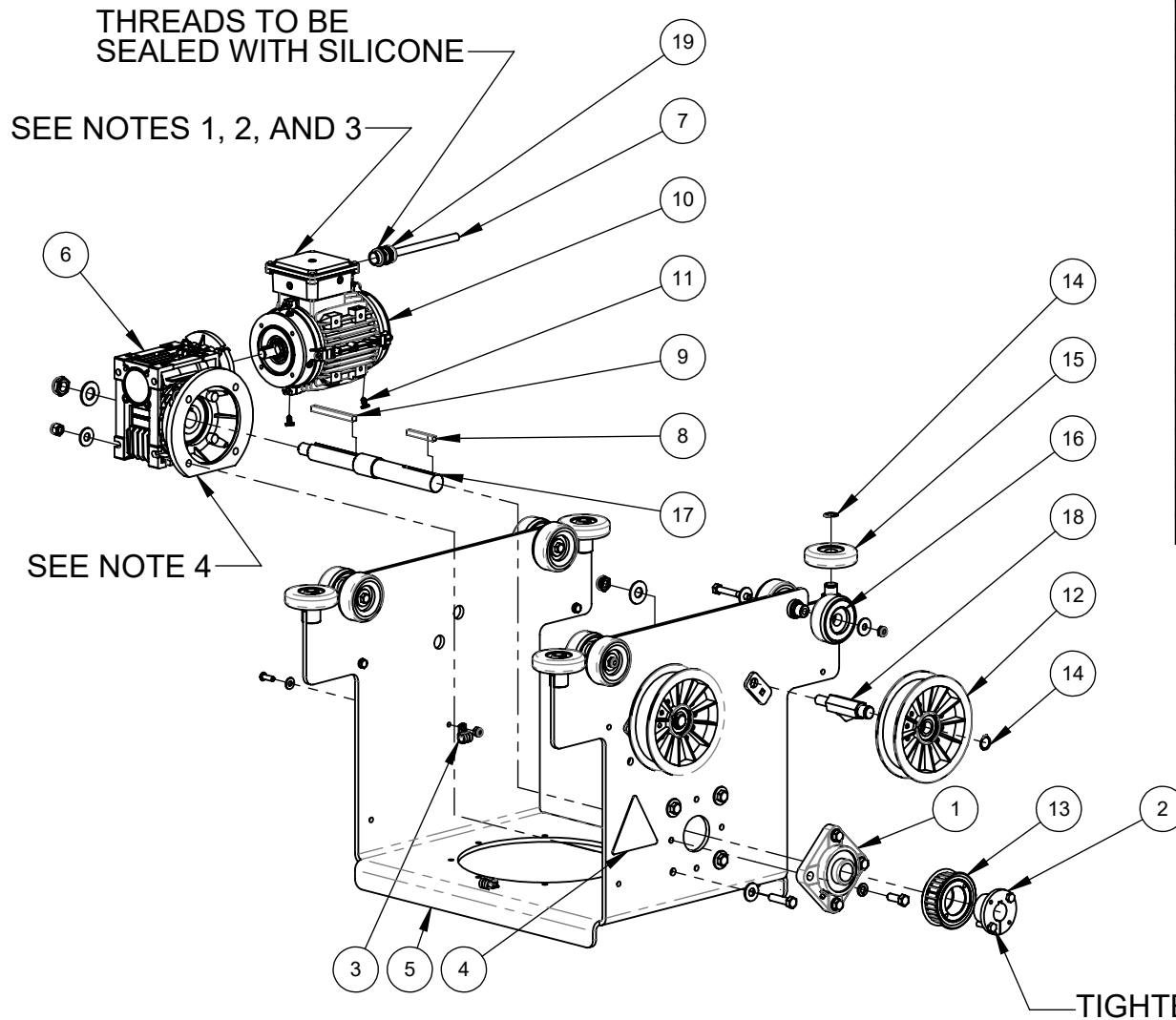




NOTES

- A. INSTALL JUMPERS FOR LOW VOLTAGE CONFIGURATION.
- B. APPLY LOCTITE MOLY 50 LUBRICANT, PDQ # 08090008, TO MOTOR FACE AND SHAFT BEFORE ASSEMBLY TO GEARBOX. APPLY LOCTITE 243 THREAD LOCKER, PDQ # 90043, TO SCREWS.
- C. JUNCTION BOX INSTALLATION SCREWS TO BE TIGHTENED TO 13 IN-LBS. JUNCTION BOX COVER SCREWS TO BE TIGHTENED TO 13 IN-LBS.
- D. APPLY LOCTITE 243 THREAD LOCKER, PDQ # 90043, TO SCREWS WHEN INSTALLING FLANGE TO GEARBOX.
- E. REMOVE PRE-INSTALLED PLUGS FROM BOTTOM HOLES AND REPLACE WITH DRAIN PLUGS (PDQ P/N 03080035). WHEN REPLACING MOTOR, ORDER NEW DRAIN PLUGS

PICTORIAL PARTS CATALOG		
DESCRIPTION: <b>FRONT BRIDGE DRIVE</b>		
DWG. NO. <b>11080050</b>	REV <b>10</b>	SHEET <b>2 OF 2</b>
VEHICLE WASH SYSTEMS		PART OF OPW



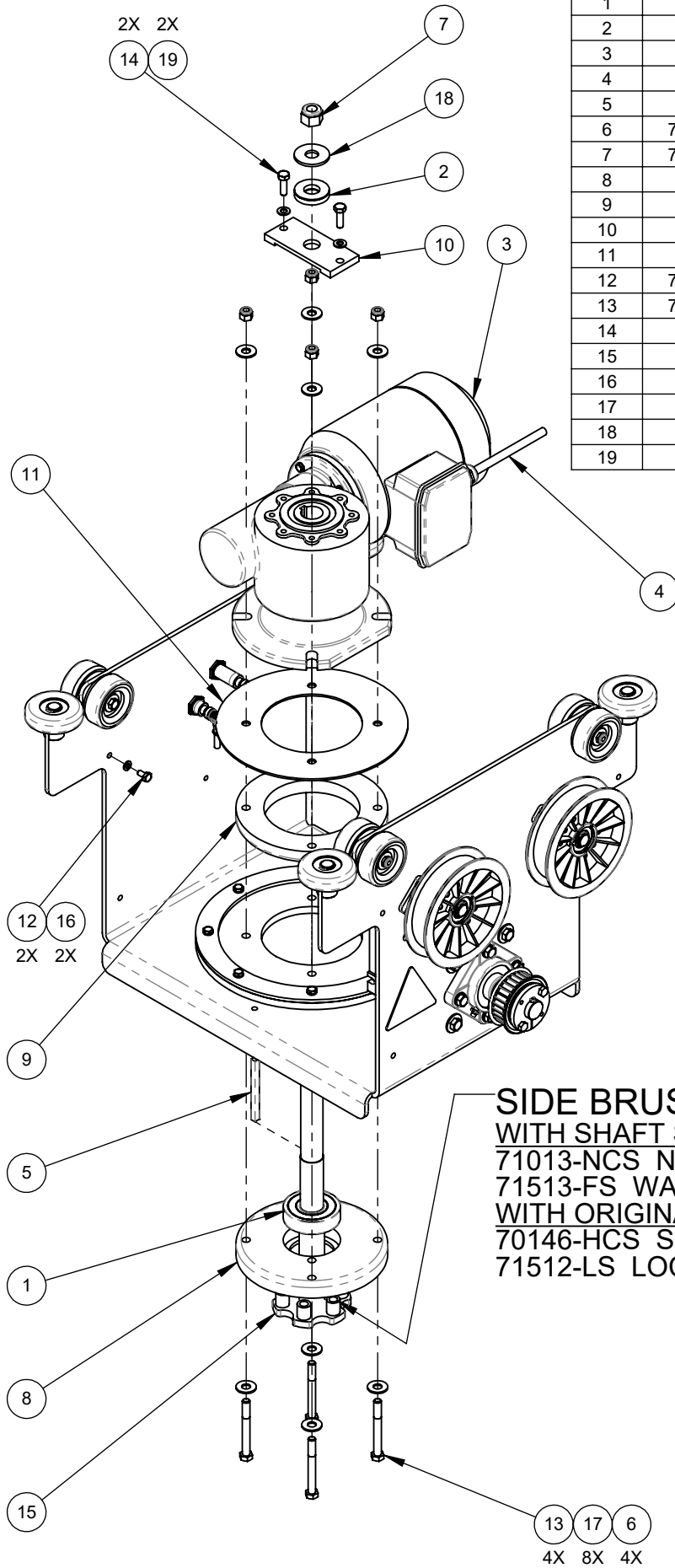
ITEM	PART #	DESCRIPTION
1	06010028	BEARING,FLANGE,4-BOLT,1.00,NP-STL
2	06200038	BUSHING,QT,1.00,STL
3	05050049	CLAMP,CABLE,CUSHION,3/8",SST
4	02030341	DECAL,WARNING,PINCHING-HAZARD
5	06250047	FRAME,TROLLEY,FRONT-BRIDGE
6	06280065	GEARBOX,RTANG,20:1,IEC71,MRVC
7	04080200	HARNESS,BRDG-FRONT,MOTOR,TROLLEY,TDM
8	05120027	KEY STOCK 1/4 X 1/4 X 3',18-8-SST,UNDERSIZED
9	05120029	KEY,8x7x80mm,18-8-SST,UNDERSIZED
10	04120068	MOTOR,,5HP,1680,IEC71,208/460,TENV,FL
11	03080035	PLUG,DRAIN,MOTOR,PP-PLASTIC
12	06030043	PULLEY,IDLER,5.0"x1.25",FLAT,PLSTC
13	06030033	PULLEY,TIMING,8M,28T,20W,QT
14	05120030	RETAINING-RING,17mm,EXT,SST
15	06170003	ROLLER,HORIZONTAL,2.88,DELIN,W/BEARING
16	06170008	ROLLER,TAPERED,2.66,DELIN,W/BEARING
17	06150075	SHAFT, BRIDGE/TROLLEY-DRIVE
18	06150169	SHAFT,IDLER,PULLEY,W/GUSSET,SST
19	04450023	STRAIN-RELIEF,M20,,276-.492",GND-CONN

NOTES



1. INSTALL JUMPERS FOR LOW VOLTAGE CONFIGURATION.
2. APPLY LOCTITE MOLY 50 LUBRICANT, PDQ 08090008, TO MOTOR FACE AND SHAFT BEFORE ASSEMBLY TO GEARBOX. APPLY LOCTITE 243 THREAD LOCKER, PDQ # 90043, TO SCREWS.
3. JUNCTION BOX INSTALLATION SCREWS TO BE TIGHTENED TO 13 IN-LBS. JUNCTION BOX COVER SCREWS TO BE TIGHTENED TO 13 IN-LBS.
4. APPLY LOCTITE 243 THREAD LOCKER, PDQ # 90043, TO SCREWS WHEN INSTALLING FLANGE TO GEARBOX.

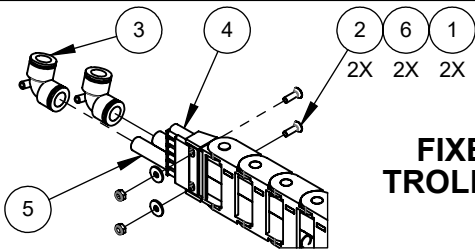
PICTORIAL PARTS CATALOG		
DESCRIPTION: <b>SIDE BRUSH TROLLEY</b>		
DWG. NO. <b>11220007</b>	REV <b>15</b>	SHEET <b>1 OF 4</b>
VEHICLE WASH SYSTEMS		
PART OF OPW		

ITEM	PART #	DESCRIPTION
1	06010026	BEARING,BALL,SEALED,30mm,STL
2	06010025	BEARING,THRUST,20mm,PLASTIC
3	06280022	GEARBOX-MOTOR,SIDE-TOP,BRUSH,DRIVE
4	04080198	HARNESS,BRDG-FRONT,MOTOR,SIDE-BRUSH
5	05120028	KEY,8x7x93MM,18-8-SST,UNDERSIZED
6	71013-NCS	NUT,3/8-16,HEX,LOCK,SST
7	71017-NCS	NUT,5/8-11,HEX,LOCK,SST
8	06240263	PLATE,GEARBOX-MOUNT,SIDE-BRUSH,AL
9	06240264	PLATE,GEARBOX-MOUNT,SIDE-BRUSH,DELRIN
10	06240297	PLATE,SIDEBRUSH,SUPPORT
11	06240265	PLATE,STOPPER,SIDE-BRUSH,SST
12	70106-HCS	SCREW,1/4-20x.50,HHCS,SST
13	70189-HCS	SCREW,3/8-16x3.25,HHCS,SST
14	05040006	SCREW,M8x25mm,HHCS,SST
15	06150176	SHAFT,SIDE-BRUSH,WELDED,SST,TANDEM
16	71511-LS	WASHER,1/4,LOCK,SST
17	71513-FS	WASHER,3/8,FLAT,1-OD,.083THK,SST
18	05030062	WASHER,5/8x1.75x.134THK,FLAT,SST
19	05030022	WASHER,M8,FLAT,SST



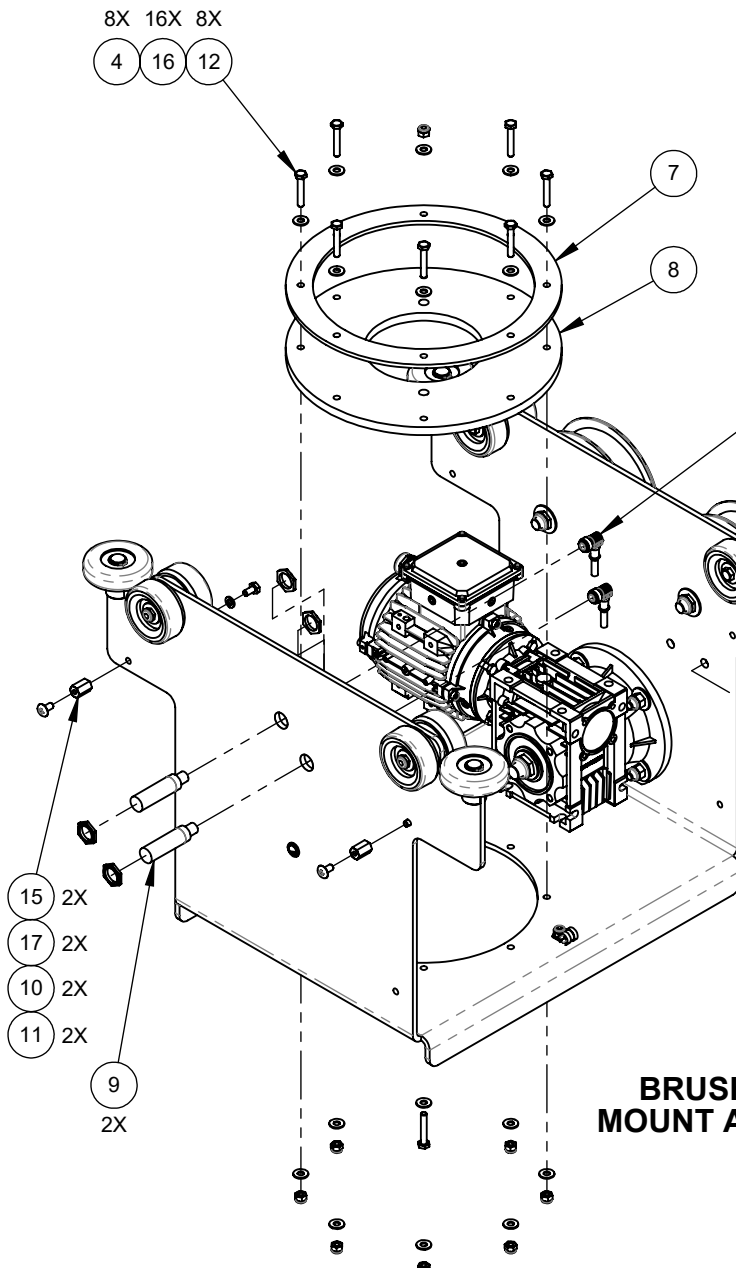
**SIDE BRUSH INSTALLATION FASTENERS:**  
**WITH SHAFT SHOWN:**  
 71013-NCS NUT  
 71513-FS WASHER  
**WITH ORIGINAL SHAFT (WITHOUT SPACERS):**  
 70146-HCS SCREW  
 71512-LS LOCK WASHER

<b>PICTORIAL PARTS CATALOG</b>		
DESCRIPTION: <b>SIDE BRUSH TROLLEY</b>		
DWG. NO.	REV	SHEET
11220007	15	2 OF 4
 		
<b>VEHICLE WASH SYSTEMS</b> <small>PART OF OPW    A DOVER COMPANY</small>		



**FIXED END OF TROLLEY E-CHAIN**

ITEM	PART #	DESCRIPTION
1	05020006	NUT,M6,HEX,LOCK,SST
2	05040254	SCREW,M6x20mm,HSFHCS,SST
3	03320052	TUBE-FTG,ELBOW,#16,PUSH,PLSTC
4	01120012	TUBING,5/8ODx.06W,100psi@70F,LLDPE,BLACK
5	01120012	TUBING,5/8ODx.06W,100psi@70F,LLDPE,BLACK
6	05030035	WASHER,M6,FENDER,SST





**BRUSH DRIVE MOUNT ASSEMBLY**

ITEM	PART #	DESCRIPTION
1	06140571	BRACKET,E-CHAIN,MOVING,TROLLEY
2	04080093	CORDSET,12mm,3/20AWG,90°,6m
3	06050041	E-CHAIN,TROLLEY,FRONT-BRIDGE
4	71011-NCS	NUT,1/4-20,HEX,LOCK,SST
5	71013-NCS	NUT,3/8-16,HEX,LOCK,SST
6	05020006	NUT,M6,HEX,LOCK,SST
7	06240266	PLATE,BACKUP,SIDE-BRUSH,SST
8	06240267	PLATE,FLEX,SIDE-BRUSH,PVC/POLYESTER
9	93021	PROX,18mm,SHLD,10-30VDC,NPN,LONG
10	70106-HCS	SCREW,1/4-20x.50,HHCS,SST
11	05040260	SCREW,1/4-20x.50,PTHMS,SST
12	70112-HCS	SCREW,1/4-20x1.50,HHCS,SST
13	70181-HCS	SCREW,3/8-16x1.25,HHCS,SST
14	05040254	SCREW,M6x20mm,HSFHCS,SST
15	05130037	STAND-OFF,1/4-20x.75",HEX,SST
16	71511-FS	WASHER,1/4,FLAT,SST
17	71511-LS	WASHER,1/4,LOCK,SST
18	71513-FS	WASHER,3/8,FLAT,1-OD,.083THK,SST
19	05030035	WASHER,M6,FENDER,SST


**PICTORIAL PARTS CATALOG**

DESCRIPTION:  
**SIDE BRUSH TROLLEY**

DWG. NO.	REV	SHEET
11220007	15	3 OF 4

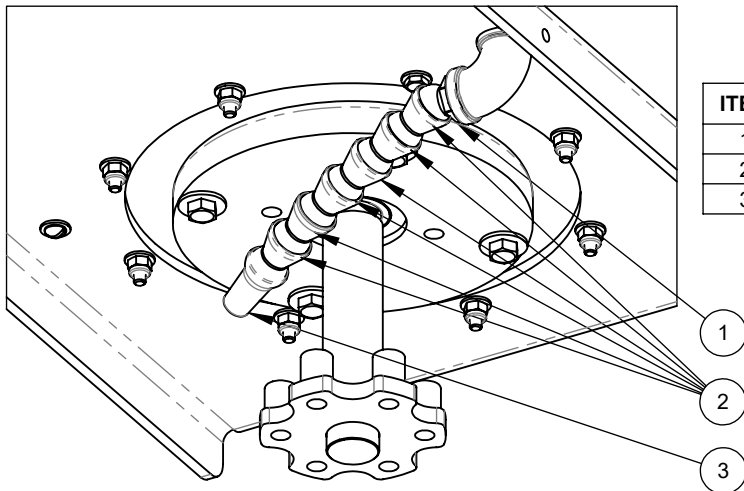
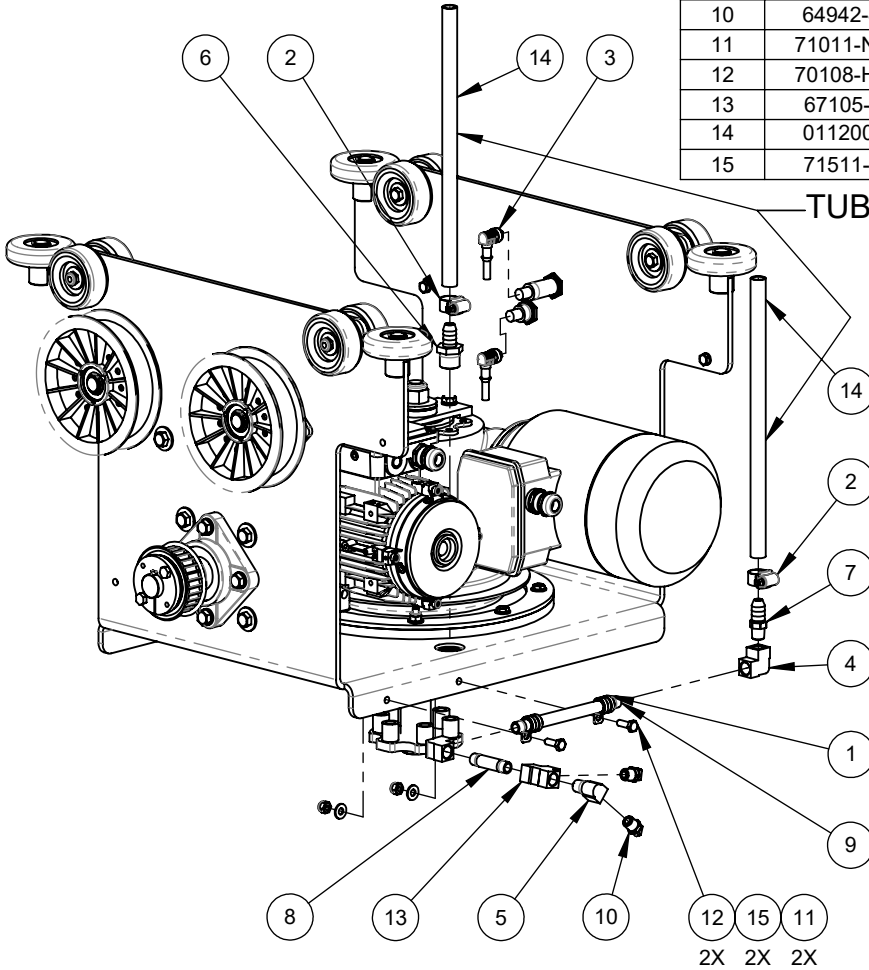



VEHICLE WASH SYSTEMS

PART OF OPW 

ITEM	PART #	DESCRIPTION
1	05050084	CLAMP,CUSHION,1/2",SST
2	75101	CLAMP,HOSE,#6,.38-.50H,SST
3	04080093	CORDSET,12mm,3/20AWG,90°,6m
4	67402-4B	ELBOW,1/4NPT,90DEG,SC40,BRS
5	67487-4B	ELBOW,STREET,1/4NPT,90DEG,SHORT,SC40,BRS
6	68117-MHN	HOSE-BARB,1/2Hx1/2MNPT,NYL
7	68115-MHN	HOSE-BARB,1/2Hx1/4MNPT,NYL
8	67011-B4B	NIPPLE,1/4NPTx2.00,SC40,BRS
9	67011-J4B	NIPPLE,1/4NPTx6.00,SC40,BRS
10	64942-4M	NOZZLE,V-JET,4020,1/4NPT,BR
11	71011-NCS	NUT,1/4-20,HEX,LOCK,SST
12	70108-HCS	SCREW,1/4-20x.75,HHCS,SST
13	67105-4B	TEE,1/4NPT,PIPE,SC40,BRS
14	01120012	TUBING,5/8ODx.06W,100psi@70F,LLDPE,BLACK
15	71511-FS	WASHER,1/4,FLAT,SST

TUBES ROUTED THROUGH E-CHAIN



ITEM	PART #	DESCRIPTION
1	03250027	HOSE-FTG,1/2NPT,CONNECTOR,LOC-LINE
2	03340092	HOSE,1/2"BEAD,LOC-LINE
3	03250028	HOSE-FTG,1/2"NOZZLE,LOC-LINE

PICTORIAL PARTS CATALOG

DESCRIPTION:

SIDE BRUSH TROLLEY

DWG. NO.

11220007

REV

15

SHEET

4 OF 4



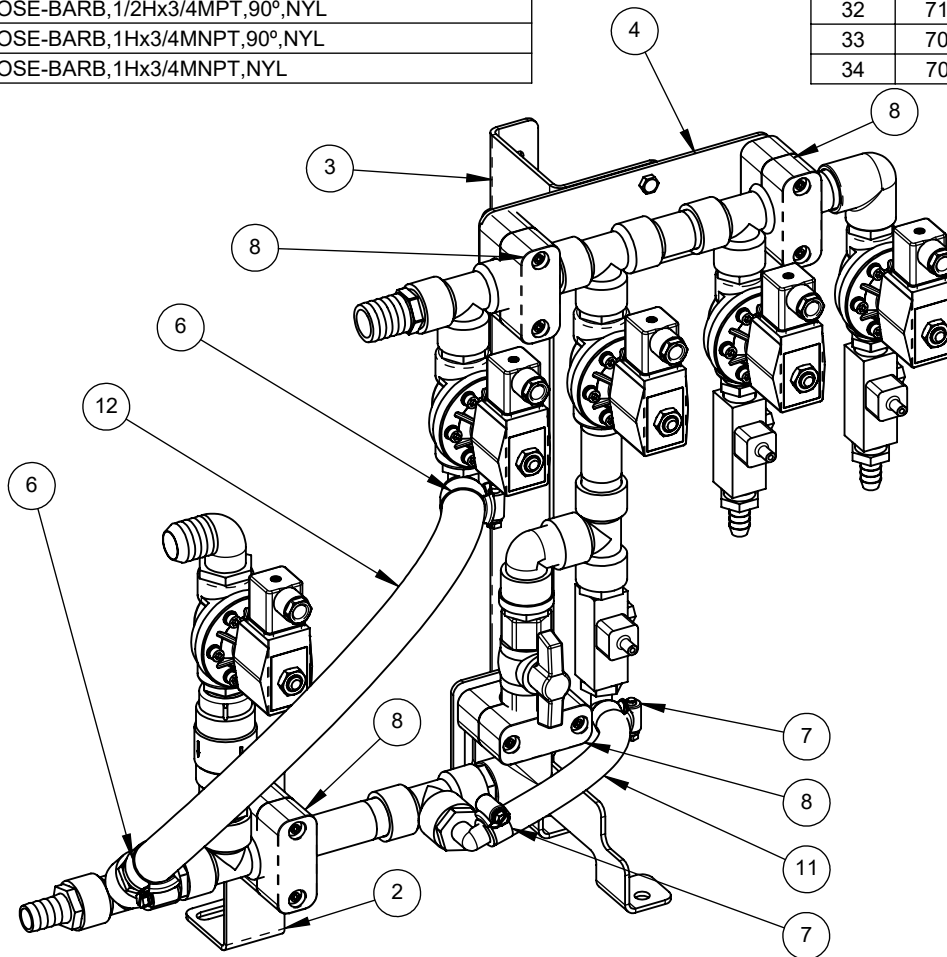
VEHICLE WASH SYSTEMS

PART OF OPW



ITEM	PART #	DESCRIPTION
1	67059-4N	ADAPTER,3/4NPTx1/2NPT,NYL
2	06140750	BRACKET,FB,FLUID,MANIFOLD,SUPPORT
3	06140669	BRACKET,MANIFOLD-MOUNT,FRONT,BRIDGE
4	06140941	BRACKET,SUPPORT,VALVE-ASSY,TAND,FRONT
5	67709-N	BUSHING,3/4NPTx1/2NPT,NYL
6	75104	CLAMP,HOSE,#16,1.00H,SST
7	75101	CLAMP,HOSE,#6,.38-.50H,SST
8	75025	CLAMP,PIPE,1.00,PP,STANDARD
9	67408-4P	ELBOW,3/4NPT,90DEG,SC40,PVC
10	67493-4N	ELBOW,STREET,3/4NPT,90DEG,SC40,NYL
11	61025	HOSE,.50,200PSI,BLACK,SYN-RBR,SYN-YRN
12	61030	HOSE,3/4,200,BLACK,SYN-RBR,SYN-YRN
13	68317-MHN	HOSE-BARB,1/2Hx1/2MNPT,90°,NYL
14	68117-MHN	HOSE-BARB,1/2Hx1/2MNPT,NYL
15	68318-MHN	HOSE-BARB,1/2Hx3/4MPT,90°,NYL
16	68328-MHN	HOSE-BARB,1Hx3/4MNPT,90°,NYL
17	68128-MHN	HOSE-BARB,1Hx3/4MNPT,NYL

ITEM	PART #	DESCRIPTION
18	68323-MHN	HOSE-BARB,3/4Hx3/4MNPT,90°,NYL
19	68123-MHN	HOSE-BARB,3/4Hx3/4MNPT,NYL
20	03150019	INJECTOR,.135-.245,1/2FPT,ADJ,BRS
21	67014-C4P	NIPPLE,3/4NPTx2.50,SC40,PVC
22	03130015	NIPPLE,3/4NPTx3.00,SC80,PVC
23	03130047	NIPPLE,3/4NPTx4.00,SC80,PVC
24	67058-4N	NIPPLE,HEX,1/2NPT,NYL
25	67060-4N	NIPPLE,HEX,3/4NPT,NYL
26	03050017	TEE,3/4NPT,PIPE,NYL
27	03010130	VALVE,1/2FNPT,NC,WATER,24VAC,GF-NYL
28	03010131	VALVE,3/4FNPT,NC,WATER,24VAC,GF-NYL
29	63206	VALVE,BALL,1/2NPT,FEMALE,PVC
30	63119	VALVE,CHECK,3/4NPT,400PSI,0.5#,BRONZE
31	71511-FS	WASHER,1/4,FLAT,SST
32	71011-NCS	NUT,1/4-20,HEX,LOCK,SST
33	70108-HCS	SCREW,1/4-20x.75,HHCS,SST
34	70116-SCS	SCREW,1/4-20x2.50,PPHMS,SST



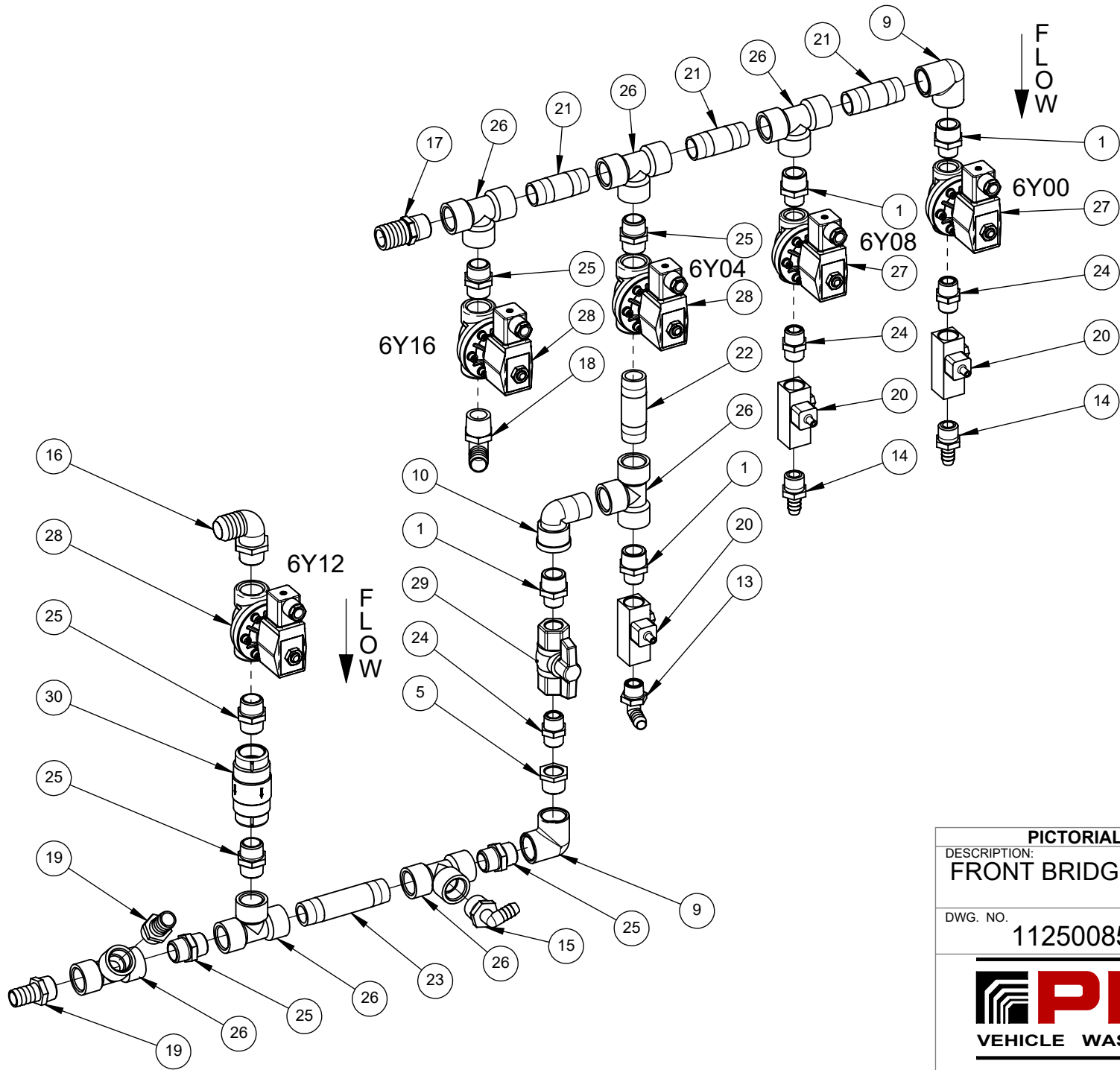
**PICTORIAL PARTS CATALOG**




DESCRIPTION:  
**FRONT BRIDGE MANIFOLD**

DWG. NO.	REV	SHEET
11250085	10	1 OF 3

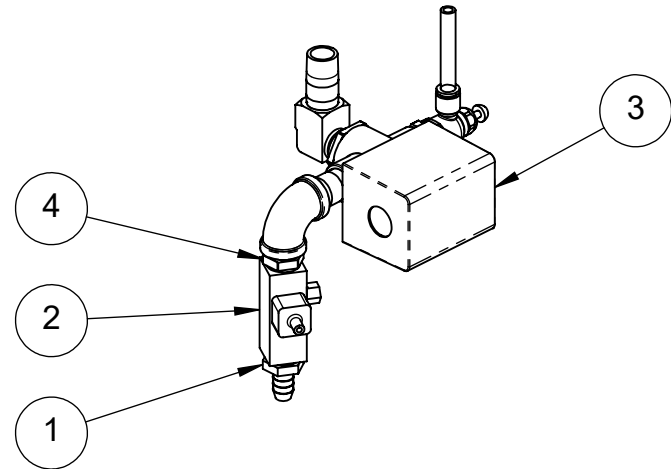
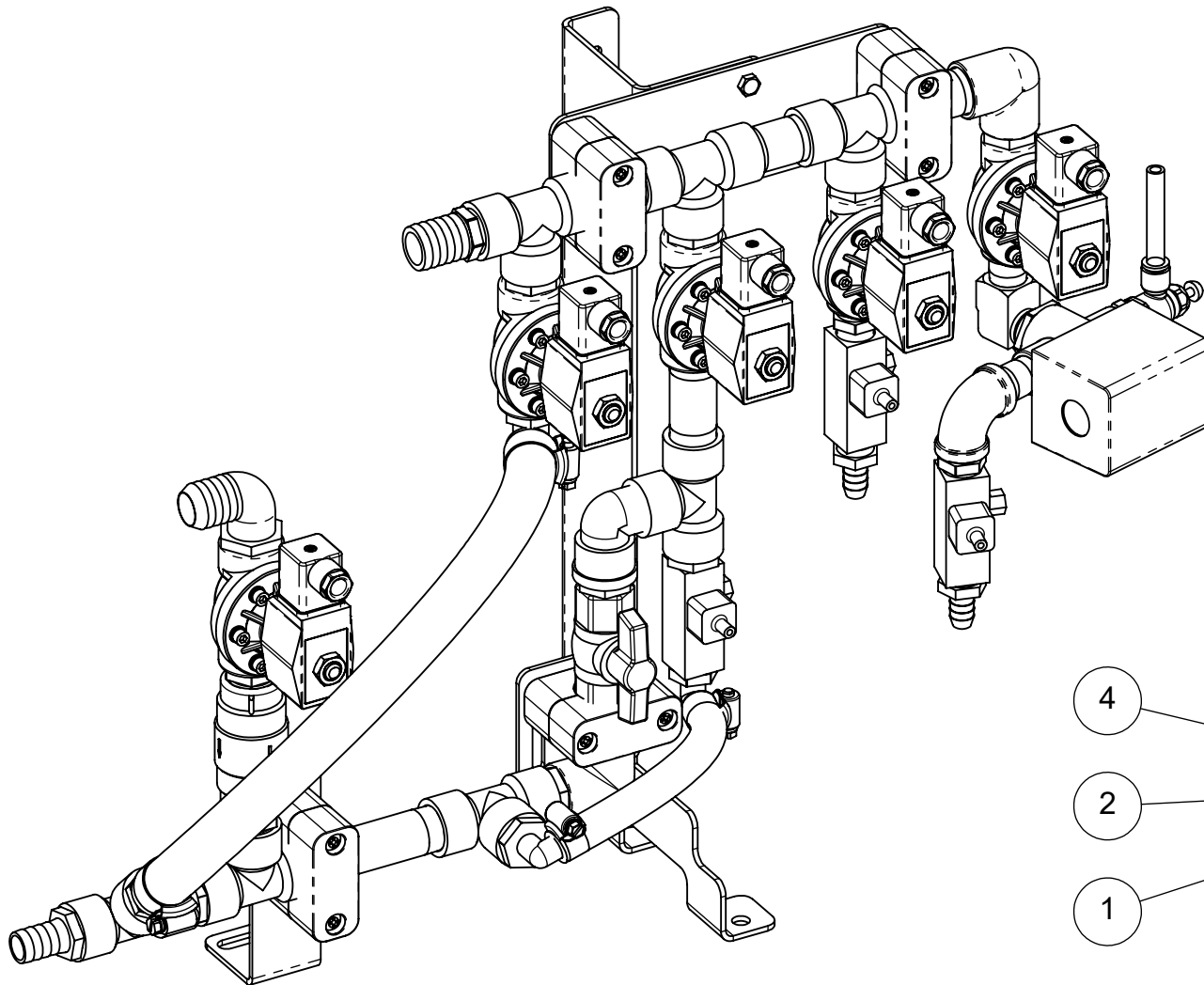
**PDQ**  
VEHICLE WASH SYSTEMS

PART OF OPW COMPANY






<b>PICTORIAL PARTS CATALOG</b>		
DESCRIPTION: <b>FRONT BRIDGE MANIFOLD</b>		
DWG. NO.	REV	SHEET
11250085	10	2 OF 3
		
<b>VEHICLE WASH SYSTEMS</b>		<small>PART OF OPW</small> 

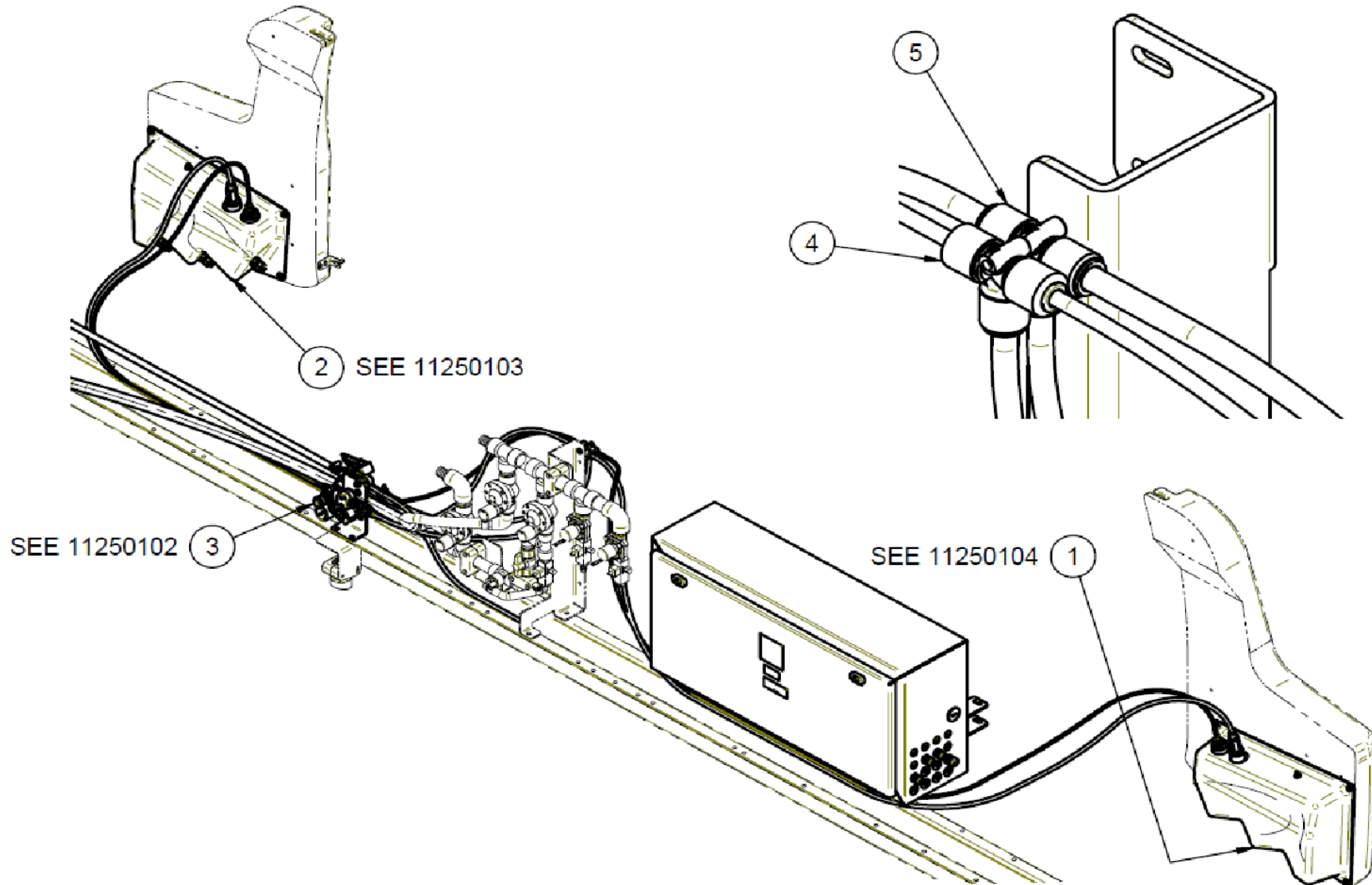
ITEM	PART #	DESCRIPTION
1	68117-MHN	HOSE-BARB, 1/2HX1/2MNPT, NYL
2	03150019	INJECTOR, .135-.245, 1/2FPT, ADJ, BRS
3	11350294	KIT, WEEP, FRONT-BRIDGE, TANDEM
4	67058-4N	NIPPLE, HEX, 1/2NPT, NYL



SHOWN WITH WEEP OPTION 11350294

PICTORIAL PARTS CATALOG		
DESCRIPTION: FRONT BRIDGE MANIFOLD		
DWG. NO.	REV	SHEET
11250085	10	3 OF 3
 		
<b>VEHICLE WASH SYSTEMS</b> <small>PART OF OPW  COMPANY</small>		





2 SEE 11250103

5

4

SEE 11250102 3


SEE 11250104 1

ITEM	PART #	DESCRIPTION
1	11250104	MANIFOLD,APPLICATOR,SUPER-SEALANT,RIGHT
2	11250103	MANIFOLD,APPLICATOR,SUPER-SEALANT,LEFT
3	11250102	MANIFOLD,INLET,SUPER-SEALANT
4	03320045	TUBE-FTG,TEE,3/8Tx1/4T,PUSH,PLSTC
5	03320044	TUBE-FTG,TEE,3/8T,PUSH,PLSTC


**PICTORIAL PARTS CATALOG**

DESCRIPTION:  
**SUPER SEALANT**

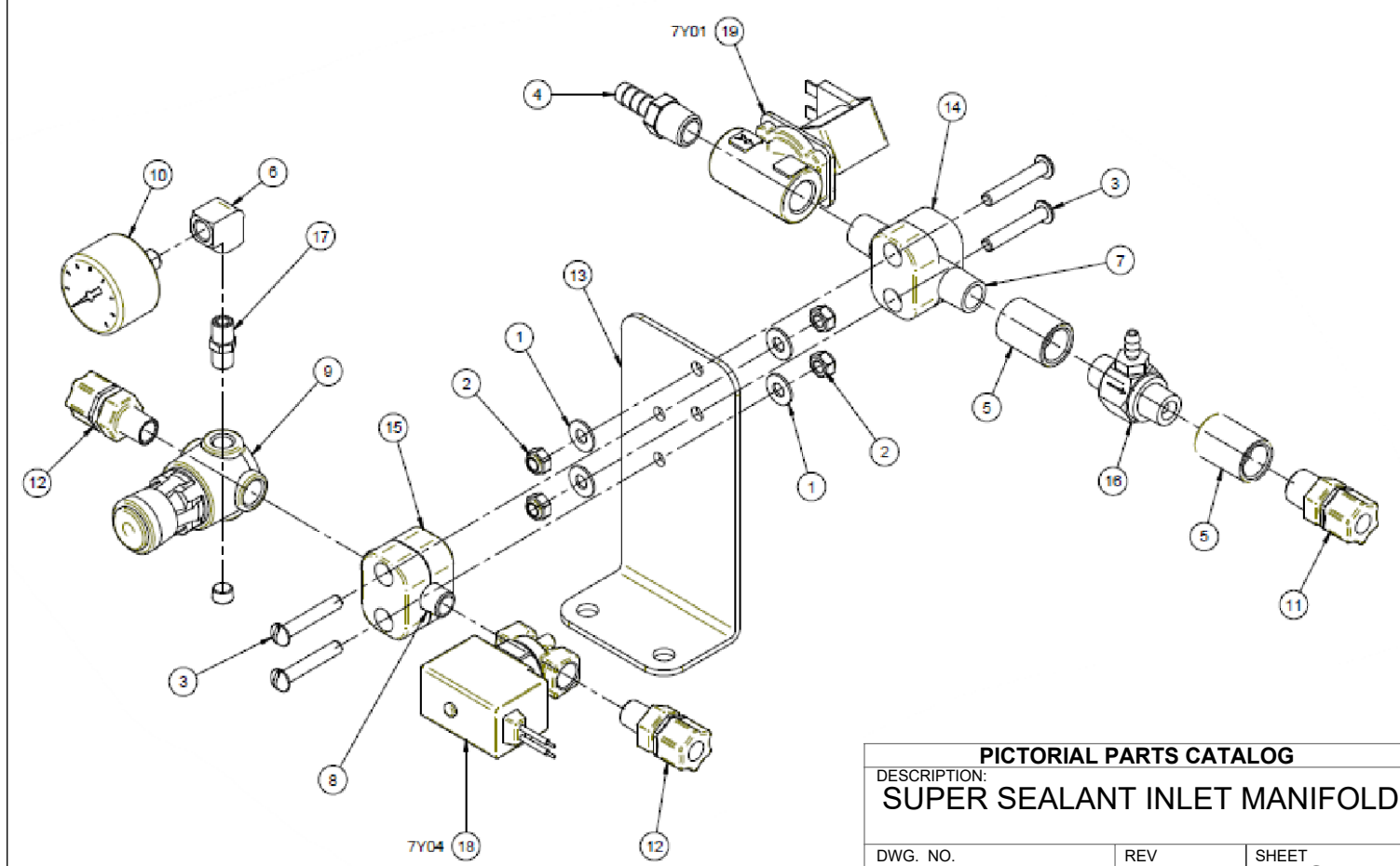
DWG. NO. 09170026	REV 01	SHEET 1 OF 1
-------------------	--------	--------------



**VEHICLE WASH SYSTEMS**

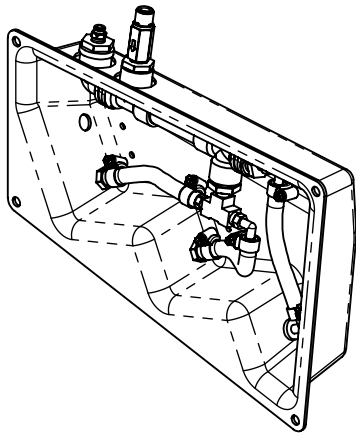
PART OF OPW  COMPANY

ITEM	PART #	DESCRIPTION
1	71511-FS	WASHER,1/4,FLAT,SST
2	71011-NCS	NUT,1/4-20,HEX,LOCK,SST
3	70112-SCS	SCREW,1/4-20x1.50,SRHMS,SST
4	68113	HOSE-BARB,3/8Hx3/8MNPT,NYL
5	67794-4S	COUPLING,3/8NPT,SST
6	67400-4B	ELBOW,PIPE,1/8"NPT,BRS
7	67012-D4B	NIPPLE,3/8NPTx3.00,BRS
8	67011-B4B	NIPPLE,1/4NPTx2.00,SC40,BRS
9	26160	VALVE,REG,1/4NPT,125PSI,W/NUT,MINI
10	25031	GAUGE,PRES,0-160PSI,1/8NPT,CBM,1.50"
11	24038-FO	TUBE-FTG,CONN,3/8"Tx3/8MNPT,PP
12	24036-FO	TUBE-FTG,CONN,3/8"Tx1/4NPT,COMP,PP
13	06140741	BRACKET,FLUID/AIR,MOUNT,SUPER-SEAL
14	05050066	CLAMP,PIPE,3/8NPT,PP,STANDARD
15	05050065	CLAMP,PIPE,1/4NPT,PP,STANDARD
16	03150022	INJECTOR,.098,3/8MPT,BUTYL,O-RING,SST
17	03130036	NIPPLE,HEX,1/8"NPT,BRS
18	03010140	VALVE,SOL,2WAY,NC,1/4"NPT,24VAC,BRASS
19	03010090	VALVE,WATER,NC,3/8NPT,24VAC,SST



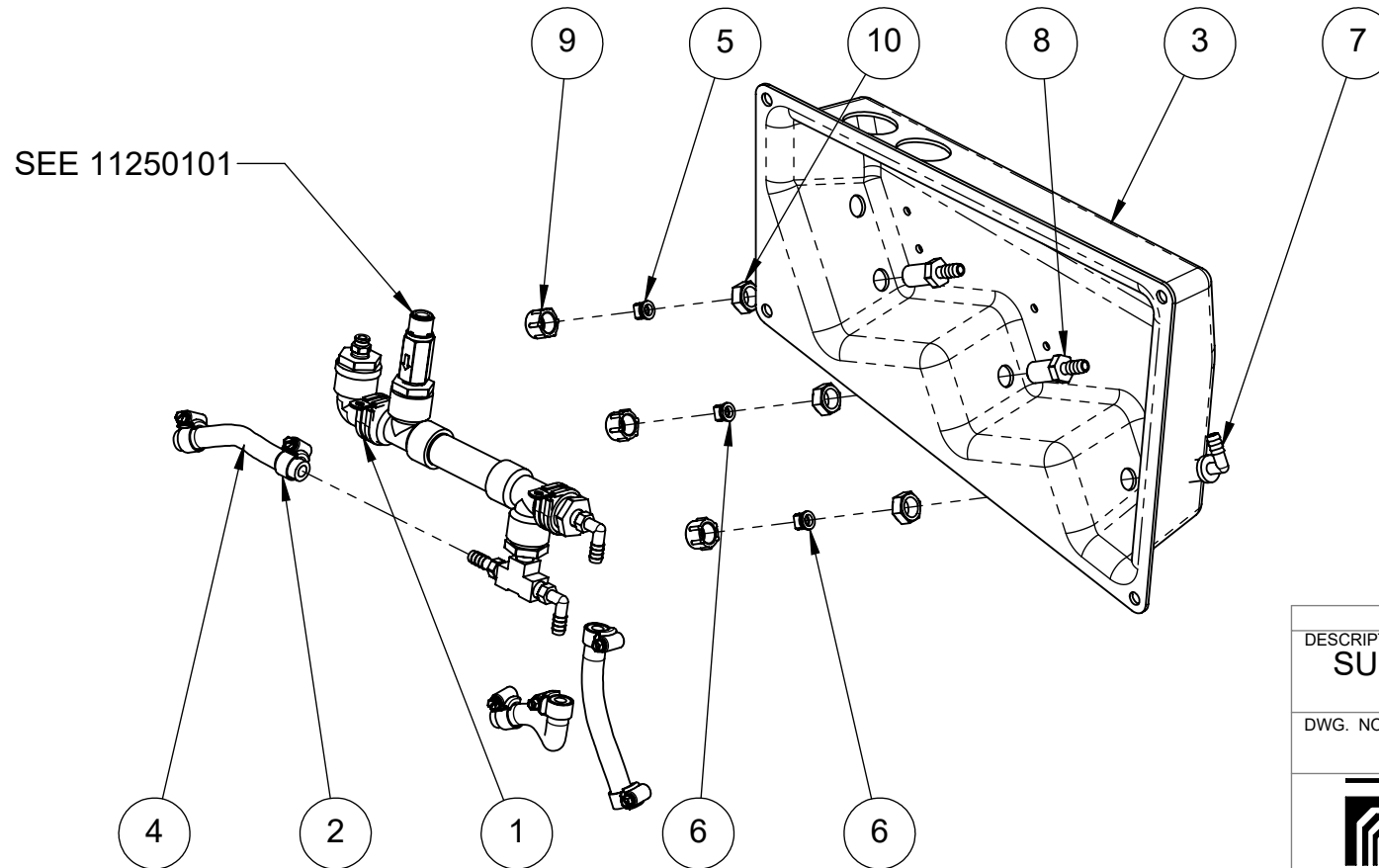
PICTORIAL PARTS CATALOG		
DESCRIPTION: <b>SUPER SEALANT INLET MANIFOLD</b>		
DWG. NO.	REV	SHEET
11250102	02	1 OF 1





ITEM	PART #	DESCRIPTION
1	05050032	CLAMP,CABLE,CUSHION,1-1/4",SST
2	75101	CLAMP,HOSE,#6,.38-.50H,SST
3	06160303	COVER,SUPER-SEALENT,LEFT,ABS
4	01130010	HOSE,.38,200-PSI,EPDM,BLK
5	03230067	NOZZLE,110-15,LIME-GREEN,NYL
6	03230068	NOZZLE,110-20,BLACK,NYL
7	03230056	NOZZLE,BODY,11/16MPSx3/8HB,ELBOW,NYL
8	03230059	NOZZLE,BODY,11/16MPSx3/8HB,STRAIGHT,NYL
9	03230060	NOZZLE,CAP,TIP,11/16FPS,NYL
10	03230061	NOZZLE,NUT,11/16FPS,NYL

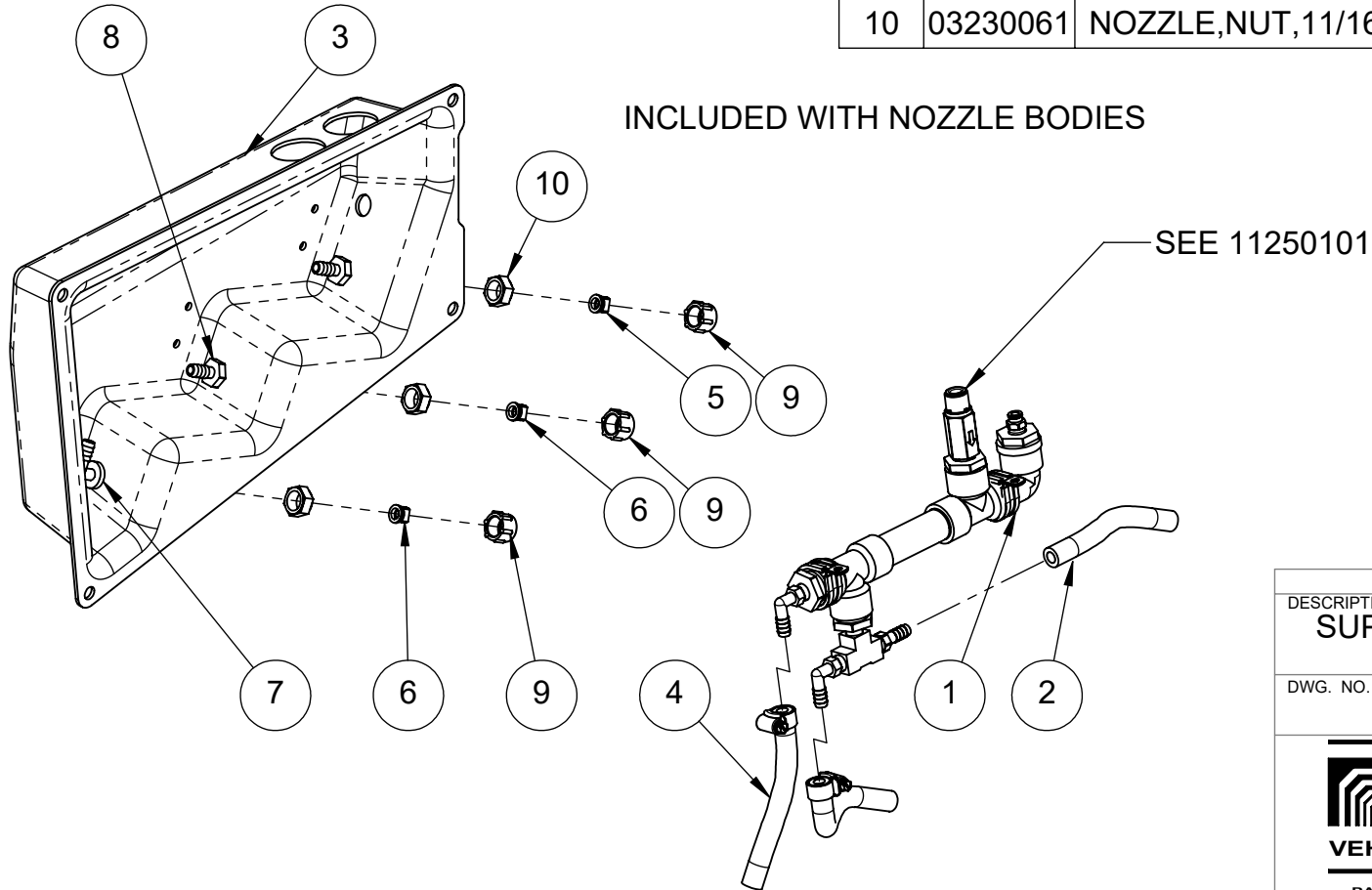
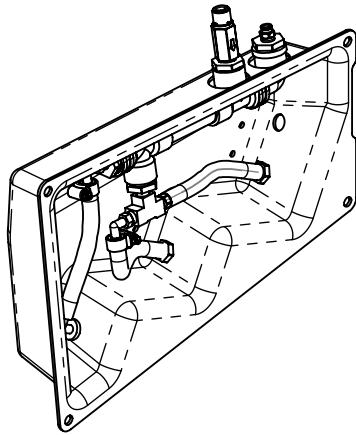
NOTE: NOZZLES WILL INCLUDE NUT # 03230061



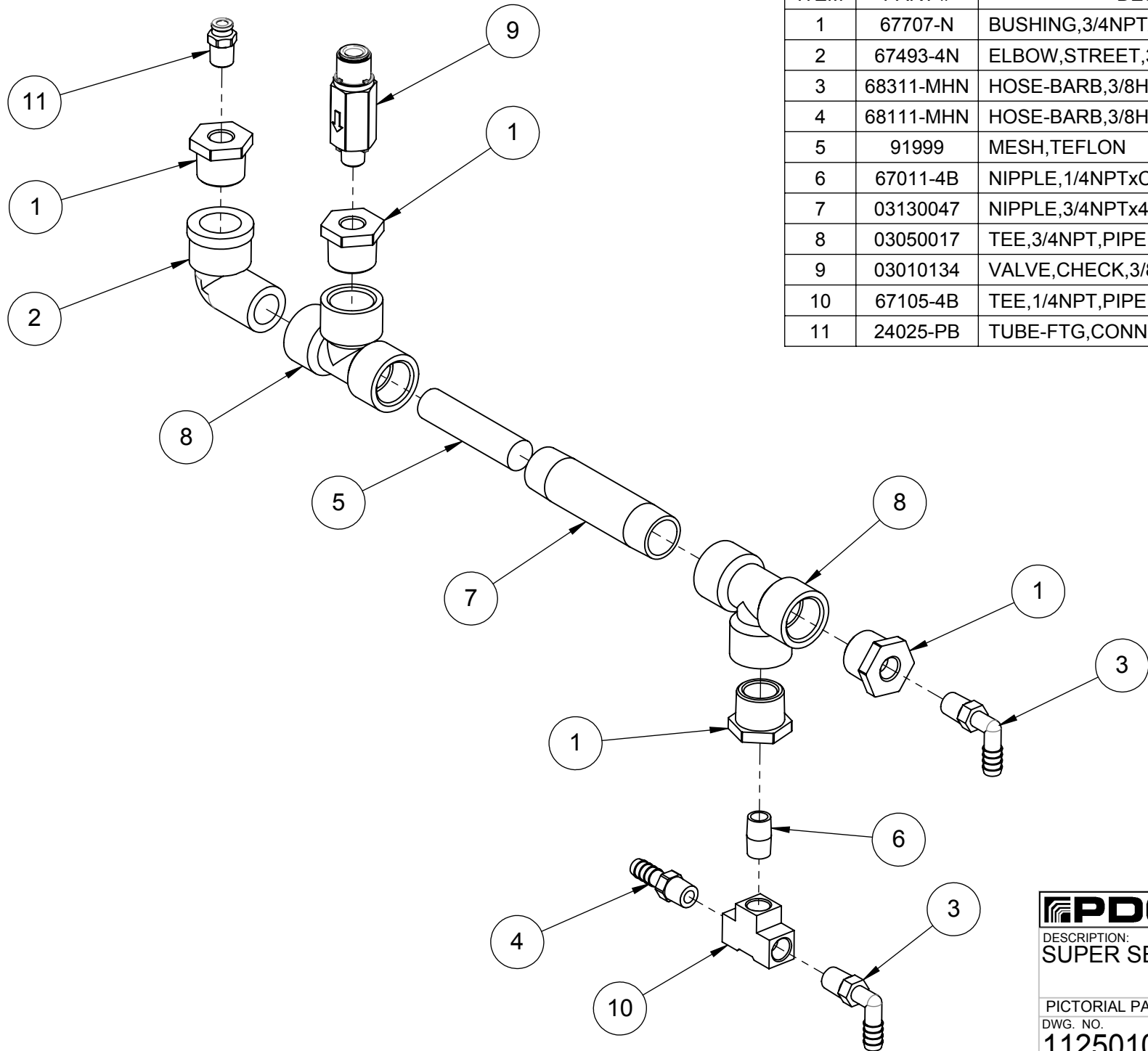
PICTORIAL PARTS CATALOG		
DESCRIPTION: <b>SUPER SEALANT APPLICATOR LEFT</b>		
DWG. NO. <b>11250103</b>	REV <b>02</b>	SHEET <b>1 OF 1</b>
<b>VEHICLE WASH SYSTEMS</b> <small>PART OF OPW ADOVER COMPANY</small>		

BOM Table

ITEM	PART #	DESCRIPTION
1	05050032	CLAMP,CABLE,CUSHION,1-1/4",SST
2	75101	CLAMP,HOSE,#6,.38-.50H,SST
3	06160304	COVER,SUPER-SEALANT,RIGHT,ABS
4	01130010	HOSE,.38,200-PSI,EPDM,BLK
5	03230067	NOZZLE,110-15,LIME-GREEN,NYL
6	03230068	NOZZLE,110-20,BLACK,NYL
7	03230056	NOZZLE,BODY,11/16MPSx3/8HB,ELBOW,NYL
8	03230059	NOZZLE,BODY,11/16MPSx3/8HB,STRAIGHT,NYL
9	03230060	NOZZLE,CAP,TIP,11/16FPS,NYL
10	03230061	NOZZLE,NUT,11/16FPS,NYL



PICTORIAL PARTS CATALOG		
DESCRIPTION: <b>SUPER SEALANT APPLICATOR RIGHT</b>		
DWG. NO. 11250104	REV 02	SHEET 1 OF 1
VEHICLE WASH SYSTEMS		
PART OF OPW		



ITEM	PART #	DESCRIPTION
1	67707-N	BUSHING,3/4NPTx1/4NPT,NYL
2	67493-4N	ELBOW,STREET,3/4NPT,90DEG,SC40,NYL
3	68311-MHN	HOSE-BARB,3/8Hx1/4MNPT,90°,NYL
4	68111-MHN	HOSE-BARB,3/8Hx1/4MNPT,NYL
5	91999	MESH,TEFLON
6	67011-4B	NIPPLE,1/4NPTxCLOSE,SC40,BRS
7	03130047	NIPPLE,3/4NPTx4.00,SC80,PVC
8	03050017	TEE,3/4NPT,PIPE,NYL
9	03010134	VALVE,CHECK,3/8PCF-INx1/4NPT-OUT,1#
10	67105-4B	TEE,1/4NPT,PIPE,SC40,BRS
11	24025-PB	TUBE-FTG,CONN,1/4Tx1/4NPT,PUSH,BRS

**PDQ** Vehicle Wash Systems  
 A DOVER COMPANY

DESCRIPTION:  
**SUPER SEALANT FOAMER**

PICTORIAL PARTS CATALOG - CONFIDENTIAL  
 DWG. NO. **11250101** REV **01**

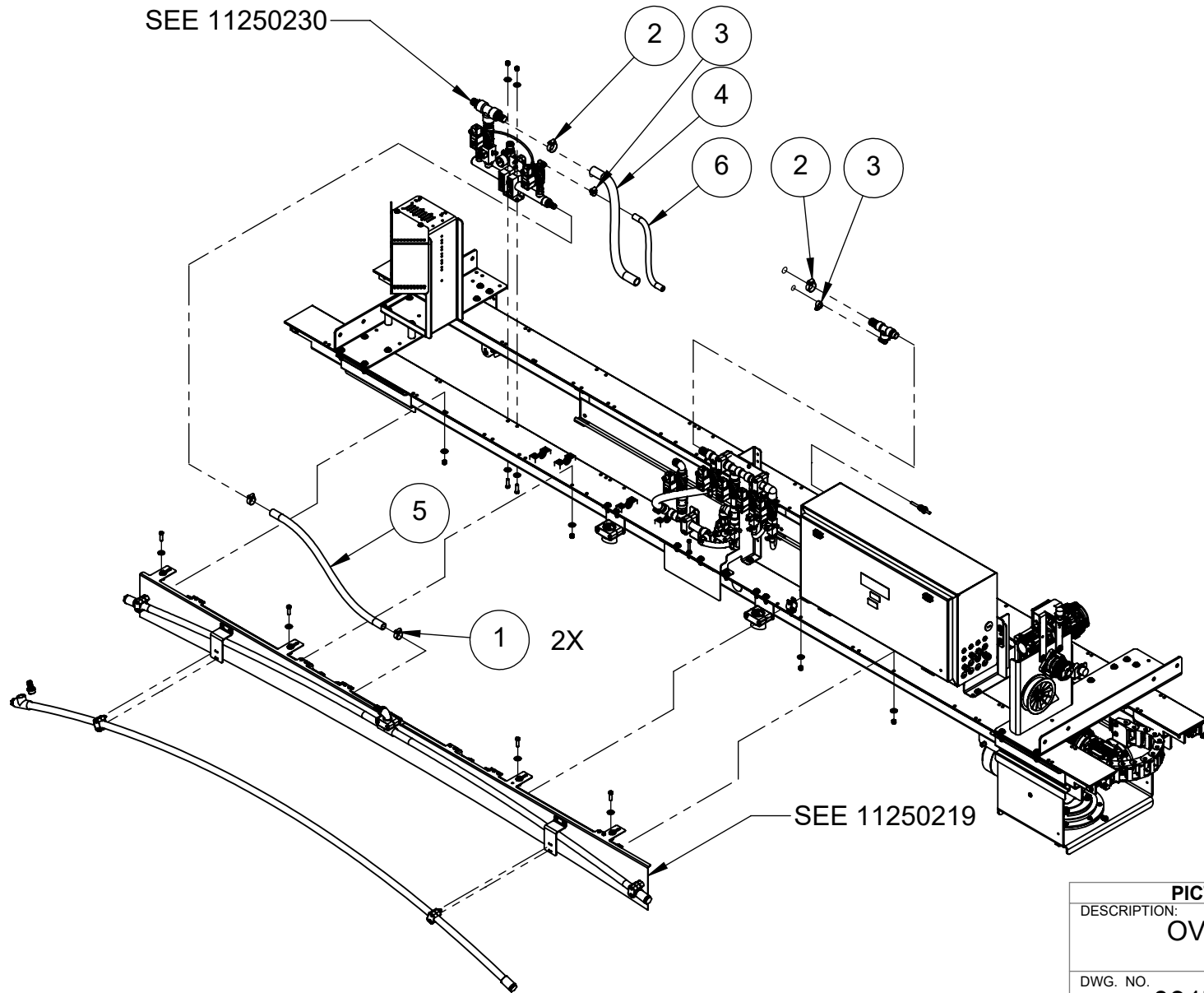
THIS DRAWING AND THE INFORMATION THEREIN IS THE SOLE PROPERTY OF PDQ MANUFACTURING, INC. AND CANNOT BE COPIED OR DISCLOSED WITHOUT THE WRITTEN CONSENT OF PDQ MANUFACTURING, INC.


ITEM	PART #	DESCRIPTION
1	75103	CLAMP,HOSE,#12,.75H,SST
2	75104	CLAMP,HOSE,#16,1.00H,SST
3	75101	CLAMP,HOSE,#6,.38-.50H,SST
4	61031	HOSE,1",200-PSI,BLACK,EPDM
5	61030	HOSE,3/4,200,BLACK,SYN-RBR,SYN-YRN
6	61025	HOSE,WATER,1/2,200PSI,EPDM-TUBE

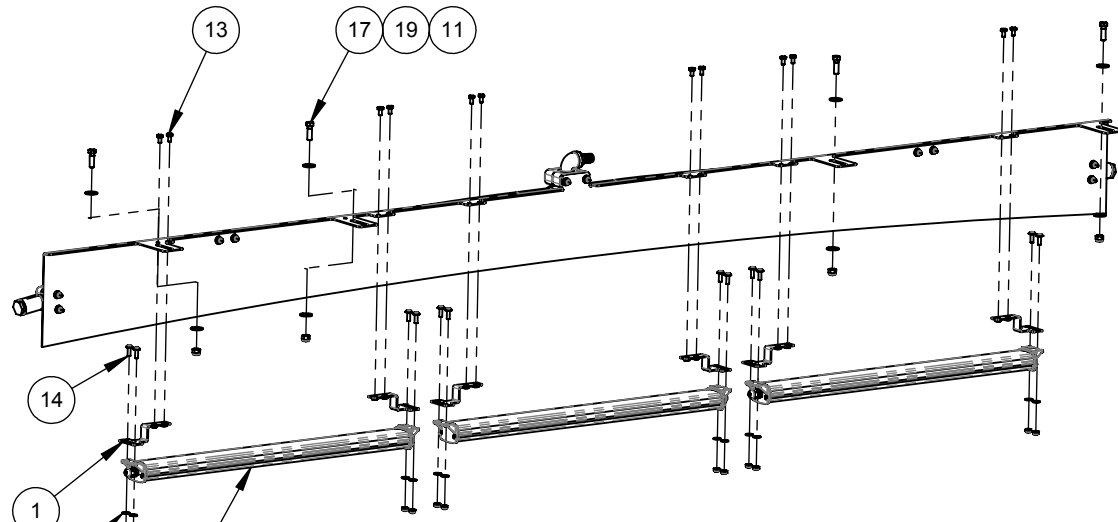
THE FOLLOWING ITEMS ARE INCLUDED WITH THIS ASSEMBLY BUT NOT SHOWN ON THESE CATALOG PAGES:

- (QTY 1) P/N 63415 - METERING-TIP,KIT,#8-32UNC
- (QTY 2) P/N 75120 - CLAMP,HOSE,3/8,PLASTIC,BLUE
- (QTY 1) P/N 66025 - STRAINER,SUCTION,1/4FPT,50 MESH
- (QTY 1) P/N 63134 - VALVE,CHECK,1/4MNPTx1/4"BARB,PVC
- (QTY 1) P/N 56072-OMS-5.00 - TUBE,ROUND,.62x.065x5.00,SST
- (QTY 2) P/N 06141172 - BRACKET,COV-MT,EXTEND,LASERGLOW
- (QTY 2) P/N 06141173 - BRACKET,COV-MT,EXTEND,LOWER,LASERGLOW
- (QTY 80 FT) P/N 23975-NE - TUBING,.38x.06W,NAT-PE
- (QTY 1) P/N 03320057 - TUBE-FTG,Y,3/8T,SPLITTER,PUSH,PLSTC,PP
- (QTY 1) P/N 02030609 - DECAL,LED-OPERATION,OVERGLOW

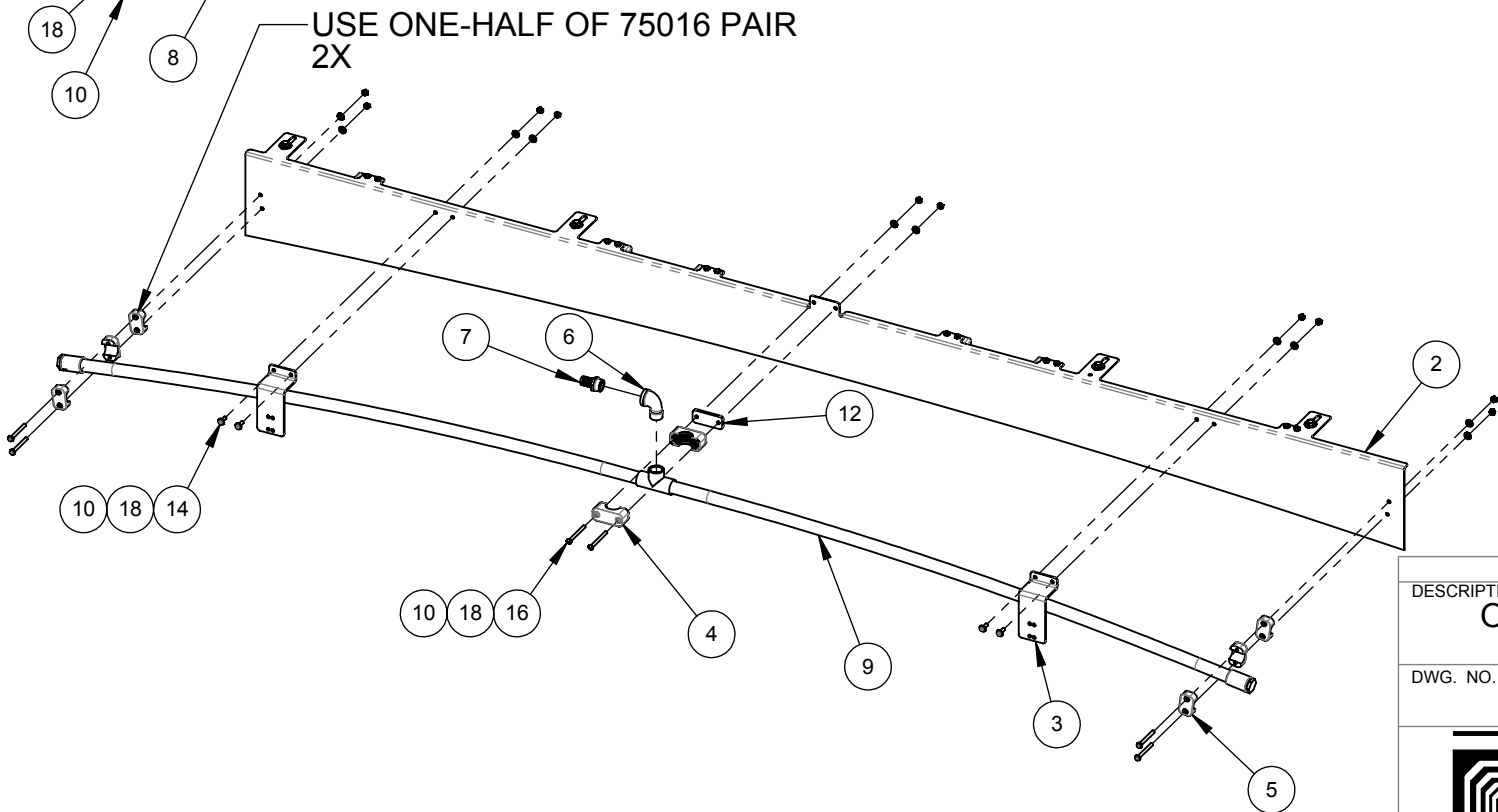
PICTORIAL PARTS CATALOG		
DESCRIPTION: <b>OVERGLOW SYSTEM</b>		
DWG. NO. <b>09170129</b>	REV <b>00</b>	SHEET <b>1 OF 1</b>
 <b>VEHICLE WASH SYSTEMS</b>		
<small>PART OF OPW</small> 		



<b>PICTORIAL PARTS CATALOG</b>		
DESCRIPTION: <b>OVERGLOW SYSTEM</b>		
DWG. NO.	REV	SHEET
09170129	00	1 OF 1
 <b>VEHICLE WASH SYSTEMS</b>		
PART OF OPW		



ITEM	PART #	DESCRIPTION
1	06141313	BRACKET,LED-LIGHT,OVERGLOW,SYMM,LW360P
2	06141226	BRACKET,MOUNT,MANIFOLD,OVERGLOW
3	06141232	BRACKET,MOUNT,MANIFOLD,RAIN,OVERGLOW
4	75025	CLAMP,PIPE,1.00,PP,STANDARD
5	75016	CLAMP,TUBE,1",PP,STANDARD
6	67493-4S	ELBOW,STREET,3/4NPT,90DEG,SC40,SST
7	68123-MHN	HOSE-BARB,3/4Hx3/4MNPT,NYL
8	11310115	LIGHT,LED,2-BOARD,OVERGLOW
9	03220290	MANIFOLD,OVERGLOW,PVC,LASERWASH
10	71011-NCS	NUT,1/4-20,HEX,LOCK,SST
11	71013-NCS	NUT,3/8-16,HEX,LOCK,SST
12	06240853	PLATE,SPACER,DEFLECTOR,OVERGLOW,LW




**PICTORIAL PARTS CATALOG**

DESCRIPTION:  
**OVERGLOW APPLICATOR ASSEMBLY**

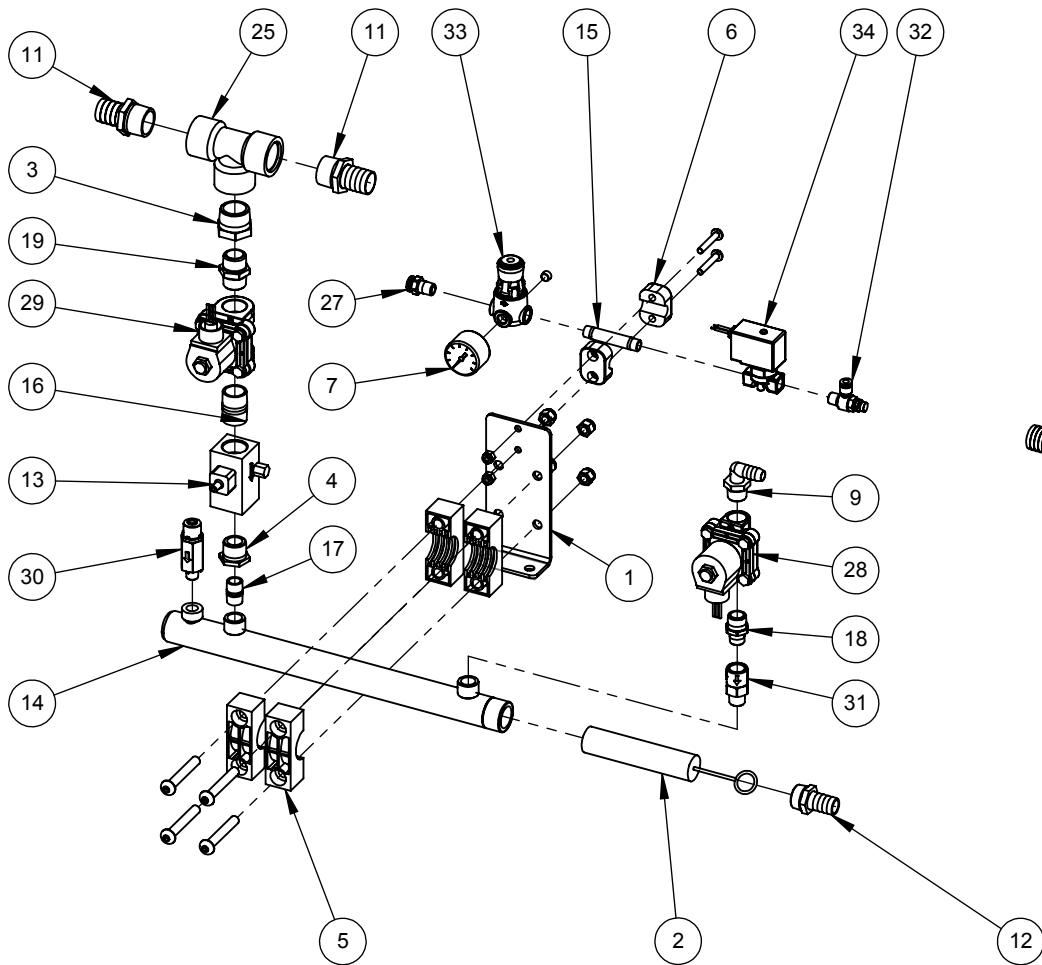
DWG. NO.	REV	SHEET
11250219	04	1 OF 1



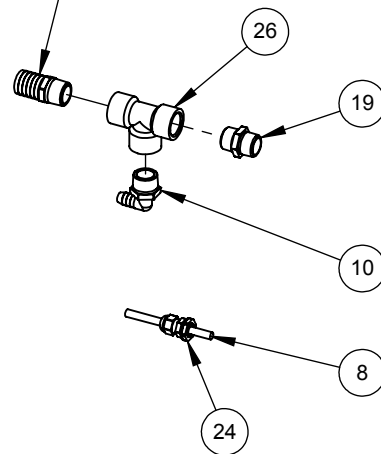

VEHICLE WASH SYSTEMS

PART OF OPW  COMPANY





REUSE HOSE BARB FROM TANDEM FRONT  
BRIDGE VALVE ASSEMBLY.  
68128-MHN - HOSE-BARB, 1Hx3/4MNPT,NYL



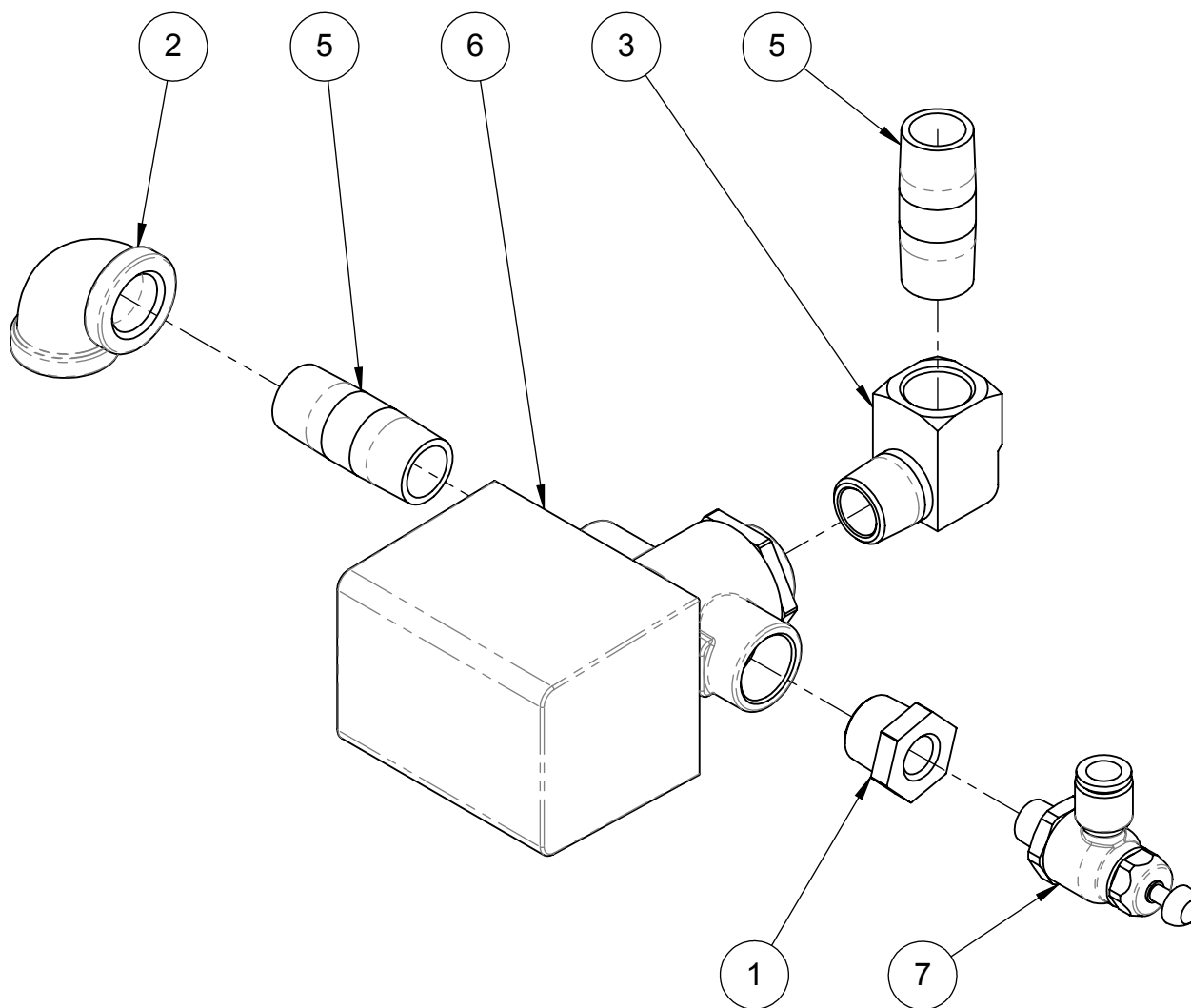
		PDQ MANUFACTURING, INC. De Pere, WI A DOVER COMPANY
DESCRIPTION: <b>MANIFOLD, INJECTOR, ASSY,          OVERFLOW, TANDEM</b>		
DWG. NO.	REV	CONFIDENTIAL
11250230	00	
<b>PICTORIAL PARTS CATALOG</b>		


28	23965-NE	TUBING,.25x.04W,NAT-PE
1	06141225	BRACKET,MOUNT,FOAMER,OVERGLOW
2	06500080	BRUSH,FOAMER,1.125X5,OVERGLOW
3	67714-N	BUSHING,1NPTx3/4NPT,NYL
4	67708-S	BUSHING,3/4NPTx3/8NPT,SST
5	75027	CLAMP,PIPE,1.00,PP,HEAVY
6	05050065	CLAMP,PIPE,1/4,PP,STANDARD
7	25031	GAUGE,PRES,0-160PSI,1/8NPT,CBM,1.50"
8	04080554	HARNESS,OVERGLOW-VALVES,TANDEM-FRONT
9	68317-MHN	HOSE-BARB,1/2Hx1/2MNPT,90°,NYL
10	68318-MHN	HOSE-BARB,1/2Hx3/4MPT,90°,NYL
11	68129-MHN	HOSE-BARB,1Hx1MNPT,NYL
12	68123-MHN	HOSE-BARB,3/4Hx3/4MNPT,NYL
13	03150016	INJECTOR,.185-.375,3/4FPT,TIP,BRS
14	03220299	MANIFOLD,FOAMER,OVERGLOW
15	03130063	NIPPLE,1/4NPTx2.50,SC40,SST
16	67014-4B	NIPPLE,3/4NPTxCLOSE,SC40,BRS
17	67012-4S	NIPPLE,3/8NPTxCLOSE,SC40,SST
18	67057-4B	NIPPLE,HEX,1/2NPTx3/8NPT,BRS
19	67060-4N	NIPPLE,HEX,3/4NPT,NYL
24	04450024	STRAIN-RELIEF,.138-.315",W/LOCKNUT,NYLON
25	67125-4N	TEE,1NPT,PIPE,SC40,NYL
26	03050017	TEE,3/4NPT,PIPE,NYL
27	24036-PB	TUBE-FTG,CONN,3/8Tx1/4NPT,PUSH,BRS
28	03010130	VALVE,1/2FNPT,NC,24VAC,GF-NYL
29	03010131	VALVE,3/4FNPT,NC,WATER,24VAC,GF-NYL
30	03010129	VALVE,CHECK,1/4PCF-INx1/4NPT-OUT,3#
31	03010101	VALVE,CHECK,3/8,BRS,SST-INTL,FNPTxMNPT
32	03010183	VALVE,FLOW-CTRL,1/4NPTx1/4TUBE,90
33	26160	VALVE,REG,1/4"NPT,125PSI,W/NUT,MINI
34	03010140	VALVE,SOL,2WAY,NC,,1/4"NPT,24VAC,BRASS
35	23965-NE	TUBING,.25x.04W,NAT-PE

		PDQ MANUFACTURING, INC. De Pere, WI A  COMPANY
DESCRIPTION: <b>MANIFOLD,INJECTOR,ASSY,          OVERGLOW,TANDEM</b>		
DWG. NO.	REV	<b>CONFIDENTIAL</b>
11250230	00	
<b>PICTORIAL PARTS CATALOG</b>		

ITEM	PART #	DESCRIPTION
1	67704-N	BUSHING, 1/2NPTx1/4NPT, NYL
2	67406-4B	ELBOW, 1/2NPT, 90DEG, SC40, BRS
3	67491-4B	ELBOW, STREET, 1/2NPT, 90DEG, SC40, BRS
4	04080509	HARNESS, WEEP, FRONT-BRIDGE, TANDEM
5	67013-B4B	NIPPLE, 1/2NPTx2.00, SC40, BRS
6	63318	VALVE, 3-WAY, 1/2"NPT, 20PSI, 24VAC, BRS
7	03010040	VALVE, FLOW-CTRL, 1/4MPTx.38T, PLSTC

NOTE: HARNESS 04080509 NOT SHOWN

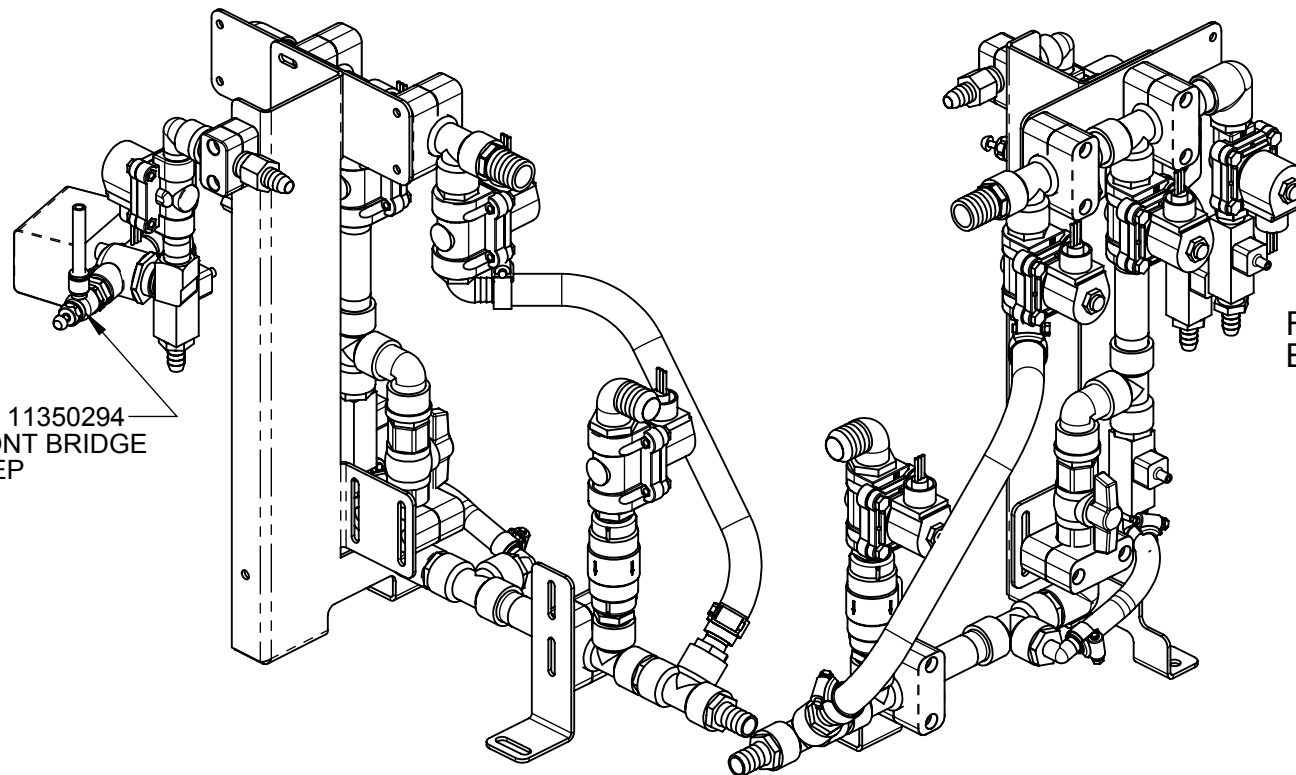


		PDQ MANUFACTURING, INC. De Pere, WI A DOVER COMPANY
DESCRIPTION: <b>FRONT BRIDGE WEEP</b>		
DWG. NO.	REV	<b>CONFIDENTIAL</b>
11350294	01	
<b>PICTORIAL PARTS CATALOG</b>		


**CONFIDENTIAL**

ITEM	PART #	DESCRIPTION
1	67059-4N	ADAPTER,3/4NPTx1/2NPT,NYL
2	06140750	BRACKET,FB,FLUID,MANIFOLD,SUPPORT
3	06140669	BRACKET,MANIFOLD-MOUNT,FRONT,BRIDGE
4	06140941	BRACKET,SUPPORT,VALVE-ASSY,TAND,FRONT
5	67709-N	BUSHING,3/4NPTx1/2NPT,NYL
6	75025	CLAMP,PIPE,1.00,PP,STANDARD
7	05050061	CLAMP,PIPE,1/2,PP,STANDARD
8	67408-4P	ELBOW,3/4NPT,90DEG,SC40,PVC
9	67491-4N	ELBOW,STREET,1/2NPT,90DEG,NYL
10	67493-4N	ELBOW,STREET,3/4NPT,90DEG,SC40,NYL
11	04080180	HARNESS,8-PT,RECLAIM-WATER,TANDEM
12	68117-FHN	HOSE-BARB,1/2Hx1/2FNPT,NYL
13	68317-MHN	HOSE-BARB,1/2Hx1/2MNPT,90°,NYL
14	68117-MHN	HOSE-BARB,1/2Hx1/2MNPT,NYL
15	68318-MHN	HOSE-BARB,1/2Hx3/4MPT,90°,NYL
16	68328-MHN	HOSE-BARB,1Hx3/4MNPT,90°,NYL

ITEM	PART #	DESCRIPTION
17	68128-MHN	HOSE-BARB,1Hx3/4MNPT,NYL
18	68323-MHN	HOSE-BARB,3/4Hx3/4MNPT,90°,NYL
19	68123-MHN	HOSE-BARB,3/4Hx3/4MNPT,NYL
20	03150019	INJECTOR,.135-.245,1/2FPT,ADJ,BRS
21	11350294	KIT,WEEP,FRONT-BRIDGE,TANDEM
22	03130046	NIPPLE,1/2NPTx3.00,SC80,PVC
23	67014-C4P	NIPPLE,3/4NPTx2.50,SC40,PVC
24	03130047	NIPPLE,3/4NPTx4.00,SC80,PVC
25	67058-4N	NIPPLE,HEX,1/2NPT,NYL
26	67060-4N	NIPPLE,HEX,3/4NPT,NYL
27	36401	STRAIN-RELIEF,PG11,.157-.394",W/LKNUT
28	03050017	TEE,3/4NPT,PIPE,NYL
29	03010130	VALVE,1/2FNPT,NC,24VAC,GF-NYL
30	03010131	VALVE,3/4FNPT,NC,WATER,24VAC,GF-NYL
31	63206	VALVE,BALL,1/2NPT,FEMALE,PVC
32	63119	VALVE,CHECK,3/4NPT,400PSI,0.5#,BRONZE



FRONT BRIDGE SHEET 1 & 2 OF 3  
BACK BRIDGE SHEET 3 OF 3

PICTORIAL PARTS CATALOG		
DESCRIPTION: <b>RECLAIM INTAKE MANIFOLD</b>		
DWG. NO.	REV	SHEET
09170022	09	1 OF 1
		
VEHICLE WASH SYSTEMS		
PART OF OPW 		

FRONT BRIDGE SHEET 1 & 2 OF 3  
BACK BRIDGE SHEET 3 OF 3

6Y00  
SIDE BRUSH  
LUBE

SEE 11350294  
FRONT BRIDGE WEEP

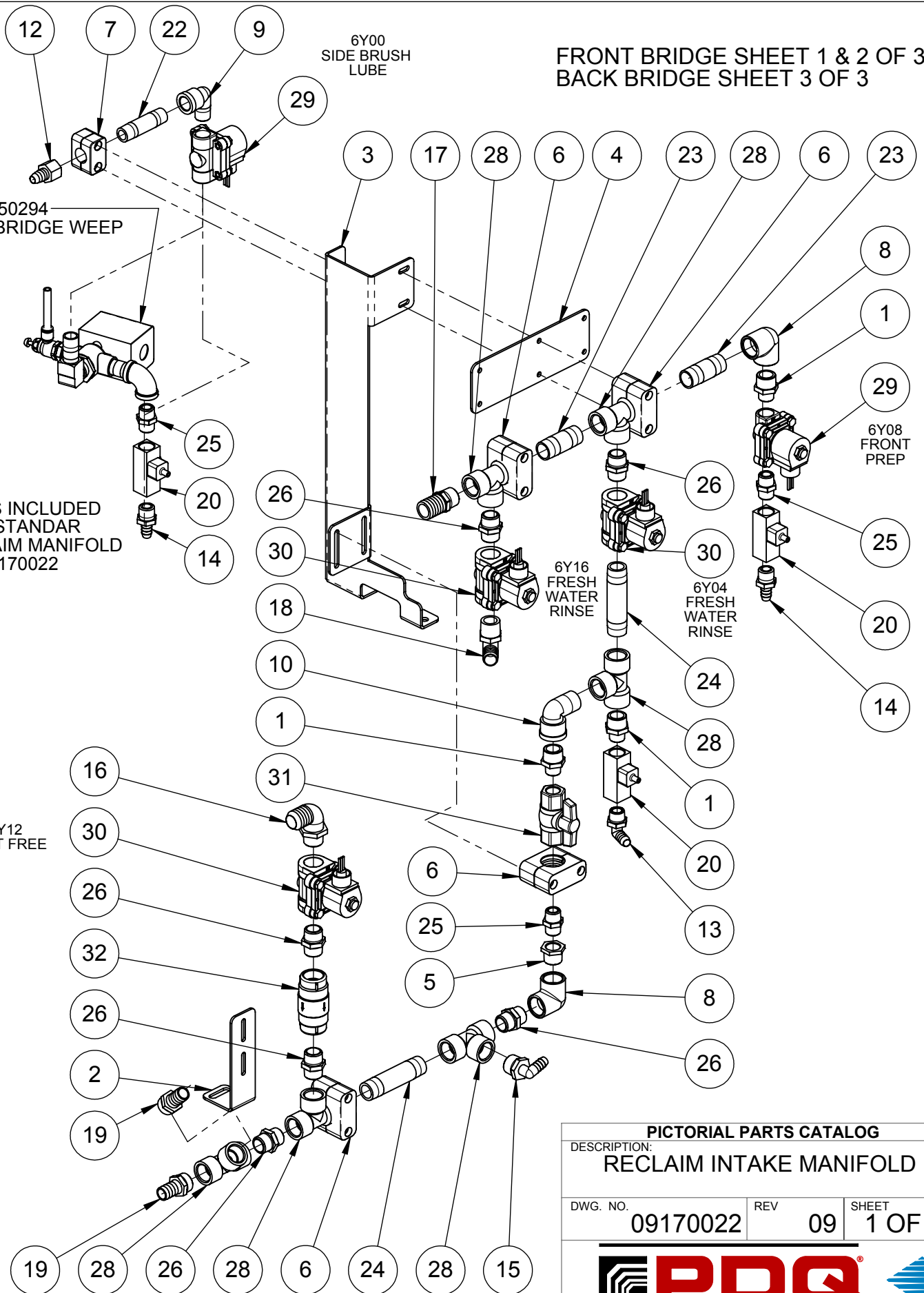
PARTS INCLUDED  
WITH STANDAR  
RECLAIM MANIFOLD  
P/N 09170022

6Y12  
SPOT FREE

6Y16  
FRESH  
WATER  
RINSE

6Y04  
FRESH  
WATER  
RINSE

6Y08  
FRONT  
PREP



PICTORIAL PARTS CATALOG

DESCRIPTION:  
RECLAIM INTAKE MANIFOLD

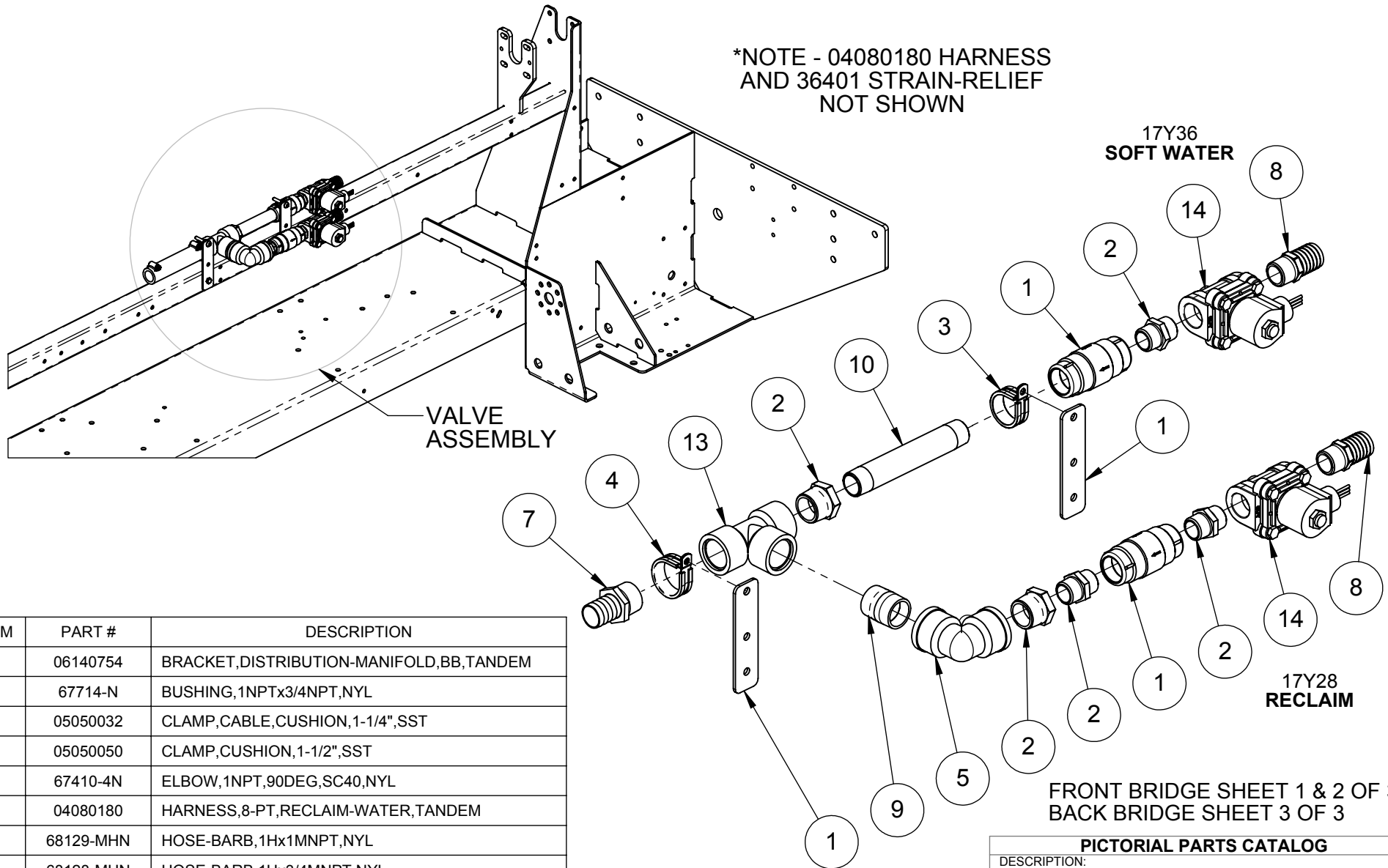
DWG. NO.	REV	SHEET
09170022	09	1 OF 1



VEHICLE WASH SYSTEMS

PART OF OPW DOVER COMPANY

\*NOTE - 04080180 HARNESS  
AND 36401 STRAIN-RELIEF  
NOT SHOWN



ITEM	PART #	DESCRIPTION
1	06140754	BRACKET,DISTRIBUTION-MANIFOLD,BB,TANDEM
2	67714-N	BUSHING,1NPTx3/4NPT,NYL
3	05050032	CLAMP,CABLE,CUSHION,1-1/4",SST
4	05050050	CLAMP,CUSHION,1-1/2",SST
5	67410-4N	ELBOW,1NPT,90DEG,SC40,NYL
6	04080180	HARNESS,8-PT,RECLAIM-WATER,TANDEM
7	68129-MHN	HOSE-BARB,1Hx1MNPT,NYL
8	68128-MHN	HOSE-BARB,1Hx3/4MNPT,NYL
9	67015-4P	NIPPLE,1NPTxCLOSE,SC80,PVC
10	67014-I8P	NIPPLE,3/4NPTx6.00,SC80,PVC
2	67060-4N	NIPPLE,HEX,3/4NPT,NYL
12	36401	STRAIN-RELIEF,PG11,..157-.394",W/LKNUT
13	67125-4N	TEE,1NPT,PIPE,SC40,NYL
14	03010131	VALVE,3/4FNPT,NC,WATER,24VAC,GF-NYL
1	63119	VALVE,CHECK,3/4NPT,400PSI,0.5#,BRONZE

FRONT BRIDGE SHEET 1 & 2 OF 3  
BACK BRIDGE SHEET 3 OF 3

**PICTORIAL PARTS CATALOG**

DESCRIPTION:  
**RECLAIM INTAKE MANIFOLD**


DWG. NO.	REV	SHEET
09170022	09	1 OF 1



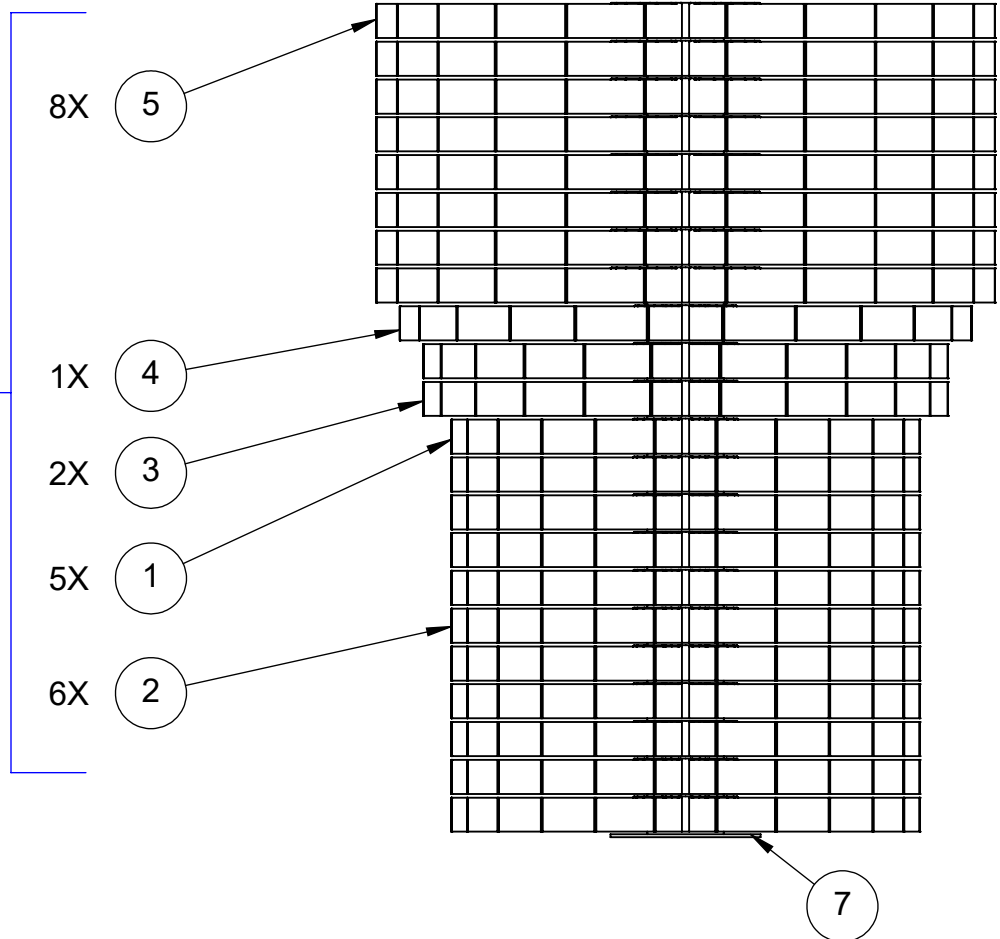

VEHICLE WASH SYSTEMS

PART OF OPW  COMPANY





6



INDICATE COLOR WHEN ORDERING

ITEM	PART #	DESCRIPTION
1	06500028-BLU	BRUSH,SECT,FOAM,40,CL100,100-FULL,BLUE
2	06500029-BLK	BRUSH,SECT,FOAM,40,CL200,100-FULL,BLACK
3	06500027-BLU	BRUSH,SECT,FOAM,44,CL100,100-FULL,BLUE
4	06500026-BLU	BRUSH,SECT,FOAM,48,CL100,100-FULL,BLUE
5	06500025-BLU	BRUSH,SECT,FOAM,52,CL100,100-FULL,BLUE
6	06150109	CORE,SIDE-BRUSH,HOLLOW,TANDEM
7	06240325	PLATE,SIDE-BRUSH,BRUSH-SUPPORT

PICTORIAL PARTS CATALOG

DESCRIPTION:  
SIDE BRUSH - FOAM

DWG. NO. 06500018 REV 09 SHEET 1 OF 1



VEHICLE WASH SYSTEMS

PART OF OPW A DOVER COMPANY

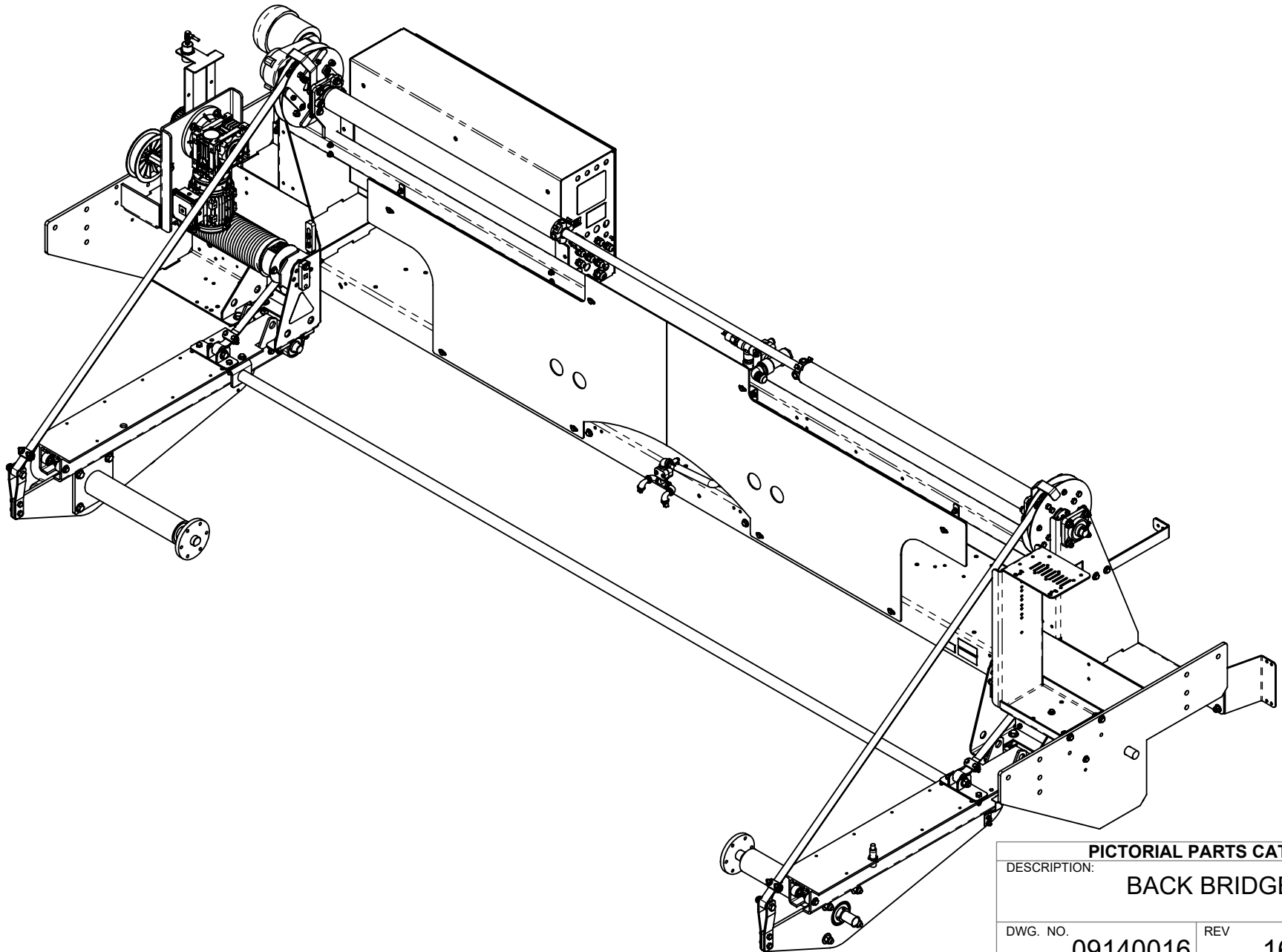





# ***PROTOUCH*** ***TANDEM***

## Back Bridge

---







<b>PICTORIAL PARTS CATALOG</b>		
DESCRIPTION: <b>BACK BRIDGE</b>		
DWG. NO.	REV	SHEET
09140016	16	1 OF 15
 <b>VEHICLE WASH SYSTEMS</b>		
PART OF OPW		



**CONFIDENTIAL**

ITEM	PART #	DESCRIPTION
1	06190136	BAR,LATCH,SLIDE-SPRING,BB,TANDEM
2	06010028	BEARING,FLANGE,4-BOLT,1.00,NP-STL
3	10013-N	BEARING,PILLOW-BLOCK,1.00",NP-STL
4	06020029	BELT,FLAT,1.00W.,1THK, TOP-BRUSH-PIVOT
5	06020030	BELT,FLAT,1.00W.,1THK, TOP-BRUSH-SLIDE
6	06340032	BLOCK,STOP,PIVOT-SPRING,BB,TANDEM
7	06140754	BRACKET,DISTRIBUTION-MANIFOLD,BB,TANDEM
8	06140885	BRACKET,E-CHAIN-MOUNT, BRIDGE,LW/TANDEM
9	06140753	BRACKET,EXIT-COVER,BB,TANDEM
10	06140726	BRACKET,GUSSET,WELDED-FRAME,BB,TANDEM
11	06140840	BRACKET,LOWER,COVER,BB,TANDEM
12	06140921	BRACKET,LOWER-BELT-SUPPORT,SST,TANDEM
13	06140900	BRACKET,PROX-MOUNT,BRIDGE,EXT,TANDEM
14	06140873	BRACKET,PROX-MOUNT,BRIDGE-POS,LW/TANDEM
15	06140678	BRACKET,SUPPORT,ARM, TOP-BRUSH,BB,TANDEM
16	06140907	BRACKET,SUPPORT,MOUNT,E-CHAIN,TANDEM
17	06140839	BRACKET,UPPER,COVER,BB,TANDEM
18	06060001	BUMPER,19x38mm,NITRILE,W/WASHER
19	06060017	BUMPER,COMPRESSION,1.25DIAx.75",BLK,BUNA
20	67704-N	BUSHING,1/2NPTx1/4NPT,NYL
21	67713-N	BUSHING,1NPTx1/2NPT,NYL
22	06010029	BUSHING,FLANGE,1.00IDx1.25ODx1.00LG,BR
23	06200038	BUSHING,QT,1.00,STL
24	05050086	CLAMP,BELT,PLATE, TOP,SST
25	05050085	CLAMP,BELT,PLATES,W/STUDS,SST
26	75101	CLAMP,HOSE,#6,.38-.50H,SST
27	05050067	CLAMP,PIPE,1-1/2,PP,STANDARD
28	05050016	CLAMP,PIPE,1-1/4,PP,STANDARD
29	05050065	CLAMP,PIPE,1/4,PP,STANDARD
30	34370	CORDSET,12mm,3/20AWG,90°,2m
31	04080093	CORDSET,12mm,3/20AWG,90°,6m
32	06160294	COVER,BACK-BRIDGE,EXIT,TANDEM
33	06160293	COVER,SENSOR-SHIELD,2X2.75",GRAY,VINYL
34	06060027	CUSHION,1/8THK,ULTRASONIC-MOUNT,SILICONE
35	02030341	DECAL,WARNING,PINCHING-HAZARD
36	02030343	DECAL,WARNING,SAFETY,HARNESS,REQUIRED
37	67402-4S	ELBOW,1/4NPT,90DEG,SC40,SST,SP114
38	67487-4S	ELBOW,STREET,1/4NPT,90DEG,SC40,SST
39	06480013	FLAG,PROX,UP/DOWN, TOP-BRUSH,BB,TANDEM
40	06250056	FRAME,WELDED,BACK-BRIDGE,TANDEM
41	06280014	GEARBOX,PARALLEL-SHAFT,W/MTR78:1,AL/ST
42	06280065	GEARBOX,RTANG,20:1,IEC71,MRVC
43	06160518-LH	GUARD,BELT,SLIDE, TOP-BRUSH,BB,TDM,LH
44	06160518-RH	GUARD,BELT,SLIDE, TOP-BRUSH,BB,TDM,RH
45	61025	HOSE,WATER,1/2,200-PSI,EPDM-TUBE
46	68317-MHN	HOSE-BARB,1/2Hx1/2MNPT,90°,NYL
47	68115-MHN	HOSE-BARB,1/2Hx1/4MNPT,NYL
48	68329-MHN	HOSE-BARB,1Hx1MNPT,90°,NYL
49	03150019	INJECTOR,.135-.245,1/2FPT,ADJ,BRS
50	12912-S	KEY STOCK 1/4 X 1/4 X 3',18-8-SST,UNDERSIZED

ITEM	PART #	DESCRIPTION
51	05120033	KEY,3/16x3/16x1.125,SST,UNDERSIZED
52	05120028	KEY,8x7x93MM,18-8-SST,UNDERSIZED
53	02240027	LABEL,1x1,DANGER-HIGH-VOLTAGE
54	02020516	LABEL,PINCH-POINT,2",YELLOW
55	04120068	MOTOR,.5HP,1680,IEC71,208/460,TENV,FL
56	67011-B4S	NIPPLE,1/4NPTx2.00,SC40,SST
57	67058-4N	NIPPLE,HEX,1/2NPT,NYL
58	64656-4M	NOZZLE,V-JET,8050,1/4"NPT,SST
59	71015-NCS	NUT,1/2-13,HEX,LOCK,SST
60	71011-NCS	NUT,1/4-20,HEX,LOCK,SST
61	71011-HCS	NUT,1/4-20,HEX,SST
62	05020054	NUT,3/8-16,HEX,LOCK,JAM,SST
63	71013-NCS	NUT,3/8-16,HEX,LOCK,SST
64	71011-NCS	NUT,1/4-20,HEX,LOCK,SST
65	71017-NCS	NUT,5/8-11,HEX,LOCK,SST
66	05020043	NUT,PG13,HEX,LOCK,NI-BRS,GND-CONN
67	06240326	PLATE, TOP-BRUSH-BUMPER,TANDEM
68	67655-N	PLUG,1NPT,HEX-HD,NYL
69	03080035	PLUG,DRAIN,MOTOR,PP-PLASTIC
70	93020	PROX,12mm,SHLD,10-30VDC,NPN
71	93021	PROX,18mm,SHLD,10-30VDC,NPN, LONG
72	93026	PROX,30mm,SHLD,10-30VDC,NPN, LONG
73	06030035	PULLEY,FLAT-BELT,4.00Dx1.53W,AL
74	06030030	PULLEY,FLAT-BELT,8.00D,1.00W
75	06030043	PULLEY,IDLER,5.0"x1.25",FLAT,PLSTC
76	06030033	PULLEY,TIMING,8M,28T,20W,QT
77	06230071	RAIL,SLIDE, TOP-BRUSH,BB,TANDEM
78	06180048	RATCHET,PIVOT-SPRING,LS,BB,TANDEM
79	06180047	RATCHET,PIVOT-SPRING,RS,BB,TANDEM
80	05120030	RETAINING-RING,17mm,EXT,SST
81	70258-HCS	SCREW,1/2-13x1.75,HHCS,SST
82	70261-HCS	SCREW,1/2-13x2.50,HHCS,SST
83	70108-HCS	SCREW,1/4-20x.75,HHCS,SST
84	05040133	SCREW,1/4-20x.75,PTHMS,SST
85	70110-HCS	SCREW,1/4-20x1.00,HHCS,SST
86	70111-HCS	SCREW,1/4-20x1.25,HHCS,SST
87	70112-HCS	SCREW,1/4-20x1.50,PPHMS,SST
88	70114-HCS	SCREW,1/4-20x2.00,HHCS,SST

PICTORIAL PARTS CATALOG		
DESCRIPTION: <b>BACK BRIDGE</b>		
DWG. NO. <b>09140016</b>	REV <b>16</b>	SHEET <b>2 OF 15</b>
 		
<b>VEHICLE WASH SYSTEMS</b> <small>PART OF OPW    A DOVER COMPANY</small>		

ITEM	PART #	DESCRIPTION
89	70116-HCS	SCREW,1/4-20x2.50,HHCS,SST
90	70116-SCS	SCREW,1/4-20x2.50,PPHMS,SST
91	70117-HCS	SCREW,1/4-20x2.75,HHCS,SST
92	70118-SCS	SCREW,1/4-20x3.00,PPHMS,SST
93	70179-HCS	SCREW,3/8-16x.87,HHCS,SST
94	70180-HCS	SCREW,3/8-16x1.00,HHCS,SST
95	70181-HCS	SCREW,3/8-16x1.25,HHCS,SST
96	70182-HCS	SCREW,3/8-16x1.50,HHCS,SST
97	70183-HCS	SCREW,3/8-16x1.75,HHCS,SST
98	70184-HCS	SCREW,3/8-16x2.00,HHCS,SST
99	70185-HCS	SCREW,3/8-16x2.25,HHCS,SST
100	70145-HCS	SCREW,5/16-18x1.00,HHCS,SST
101	70146-HCS	SCREW,5/16-18x1.25,HHCS,SST
102	05040003	SCREW,M6x20mm,HHCS,SST
103	04420045	SENSOR,PRESSURE,4PSI,1/4NPT,12"-HARNES
104	04420026	SENSOR,ULTRASONIC,75kHz,15"CBL,1.5"DIA
105	06150075	SHAFT, BRIDGE/TROLLEY-DRIVE
106	06150169	SHAFT,IDLER,PULLEY,W/GUSSET,SST
107	06150074	SHAFT,SPRING,SLIDE,BACK-BRIDGE,TANDEM
108	06150089	SHAFT,TORSION-SPRING-MOUNT,PIVOT-SPRING
109	06180049	SLIDE,STOP-BLOCK,PIVOT-SPRING,BB,TANDEM
110	06350021	SPRING,TORSION,LEFT-HAND,PIVOT,BLACK
111	06350020	SPRING,TORSION,LH,SLIDE,BLACK
112	06350019	SPRING,TORSION,RH,SLIDE,RED
113	06350017	SPRING,TORSION,RIGHT-HAND,PIVOT,RED
114	05120034	SPRING-PIN,.25X1.75,SST
115	05130016	STAND-OFF,SHELL-SUPPORT,REAR
116	04450023	STRAIN-RELIEF,M20,.276-.492",GND-CONN
117	04450017	STRAIN-RELIEF,PG13,.197-.472",GND-CONN
118	67115-4N	TEE,1/2NPT,PIPE,SC40,NYL
119	67105-4S	TEE,1/4NPT,PIPE,SC40,SST,SP114
120	67125-4N	TEE,1NPT,PIPE,SC40,NYL
121	11150043	TRUCK,SLIDE,TOP-BRUSH,LH,TANDEM
122	11150044	TRUCK,SLIDE,TOP-BRUSH,RH,TANDEM
123	03010130	VALVE,1/2FNPT,NC,WATER,24VAC,GF-NYL
124	71515-FS	WASHER,1/2,FLAT,SST,MIL-SPEC
125	71511-FS	WASHER,1/4,FLAT,SST
126	71511-LS	WASHER,1/4,LOCK,SST
127	71513-FS	WASHER,3/8,FLAT,1-OD,.083THK,SST
128	05030067	WASHER,3/8,FLAT,7/8-OD,.050THK,SST
129	71513-LS	WASHER,3/8,LOCK,SST
130	71512-FS	WASHER,5/16,FLAT,SST
131	71517-FS	WASHER,5/8,FLAT,SST
132	05030035	WASHER,M6,FENDER,SST
133	05030016	WASHER,M6,FLAT,SST
134	05030018	WASHER,M8,FENDER,SST

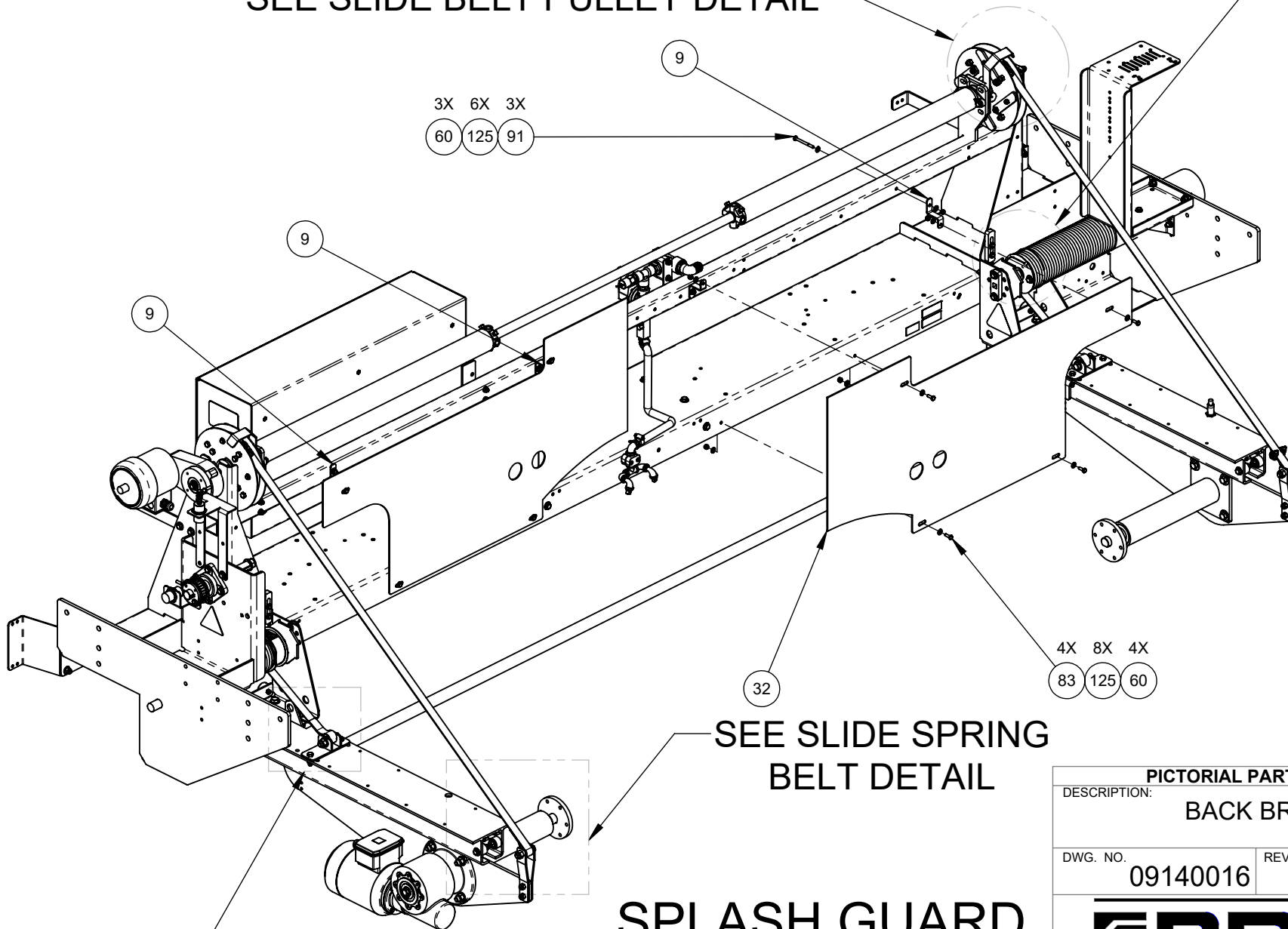
<b>PICTORIAL PARTS CATALOG</b>		
DESCRIPTION: <b>BACK BRIDGE</b>		
DWG. NO. <b>09140016</b>	REV <b>16</b>	SHEET <b>3 OF 15</b>
 		
<b>VEHICLE WASH SYSTEMS</b> <small>PART OF OPW    A DOVER COMPANY</small>		

SEE PIVOT BELT PULLEY DETAIL

SEE SLIDE BELT PULLEY DETAIL

3X 6X 3X



60 125 91

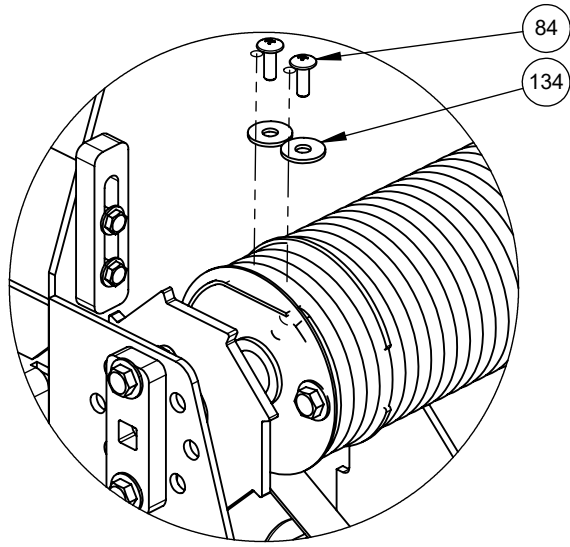


SEE SLIDE SPRING BELT DETAIL

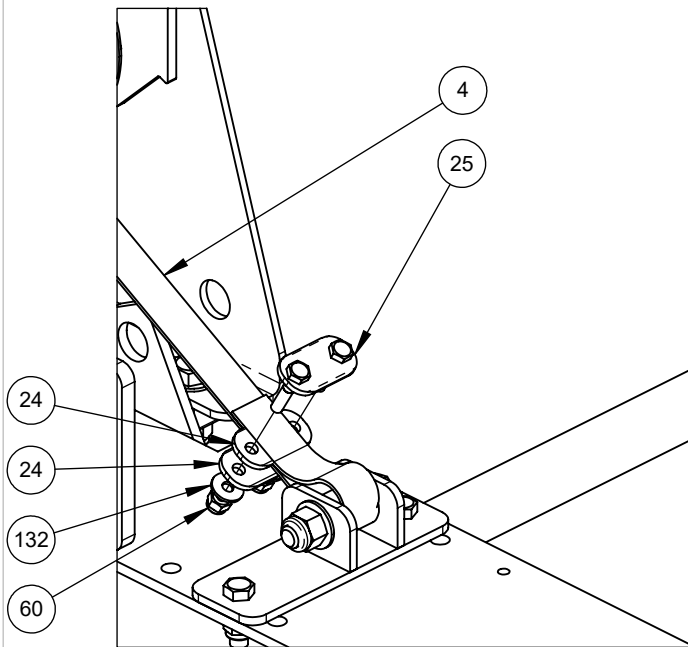
SEE PIVOT SPRING BELT DETAIL

# SPLASH GUARD ASSEMBLY

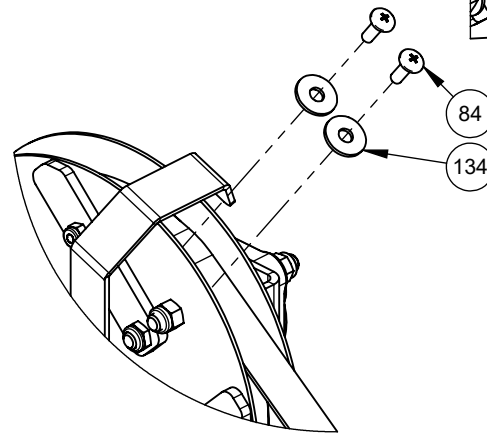
<b>PICTORIAL PARTS CATALOG</b>		
DESCRIPTION:		
<b>BACK BRIDGE</b>		
DWG. NO.	REV	SHEET
09140016	16	4 OF 15
<b>PDQ</b> <sup>®</sup>		
VEHICLE WASH SYSTEMS		
PART OF OPW		



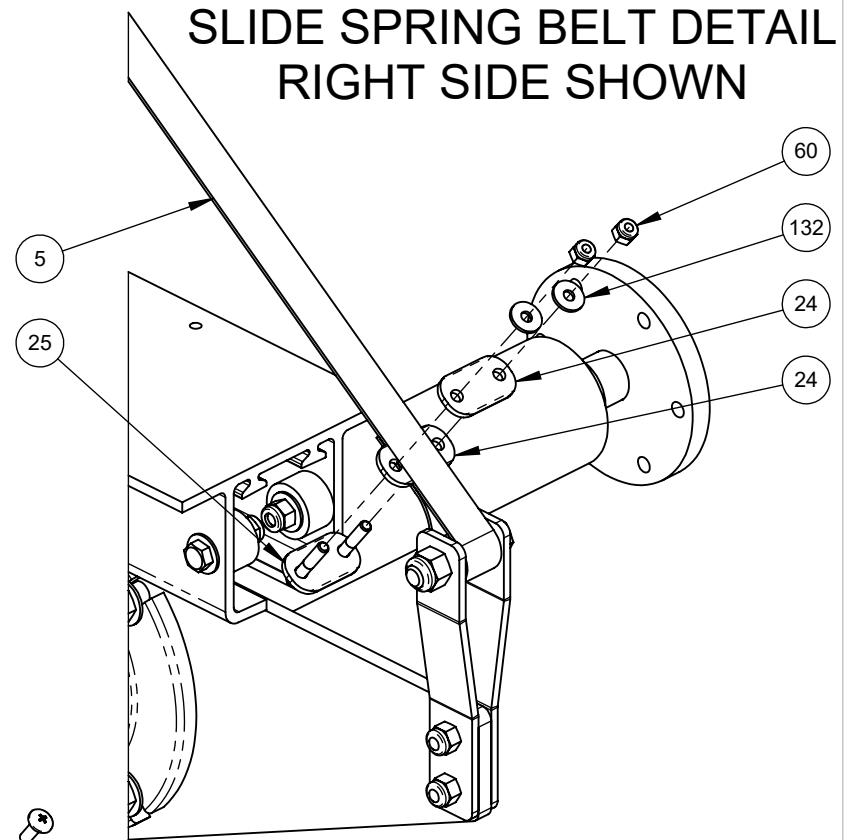
PIVOT BELT PULLEY DETAIL  
LEFT SIDE SHOWN





PIVOT SPRING BELT DETAIL  
RIGHT SIDE SHOWN

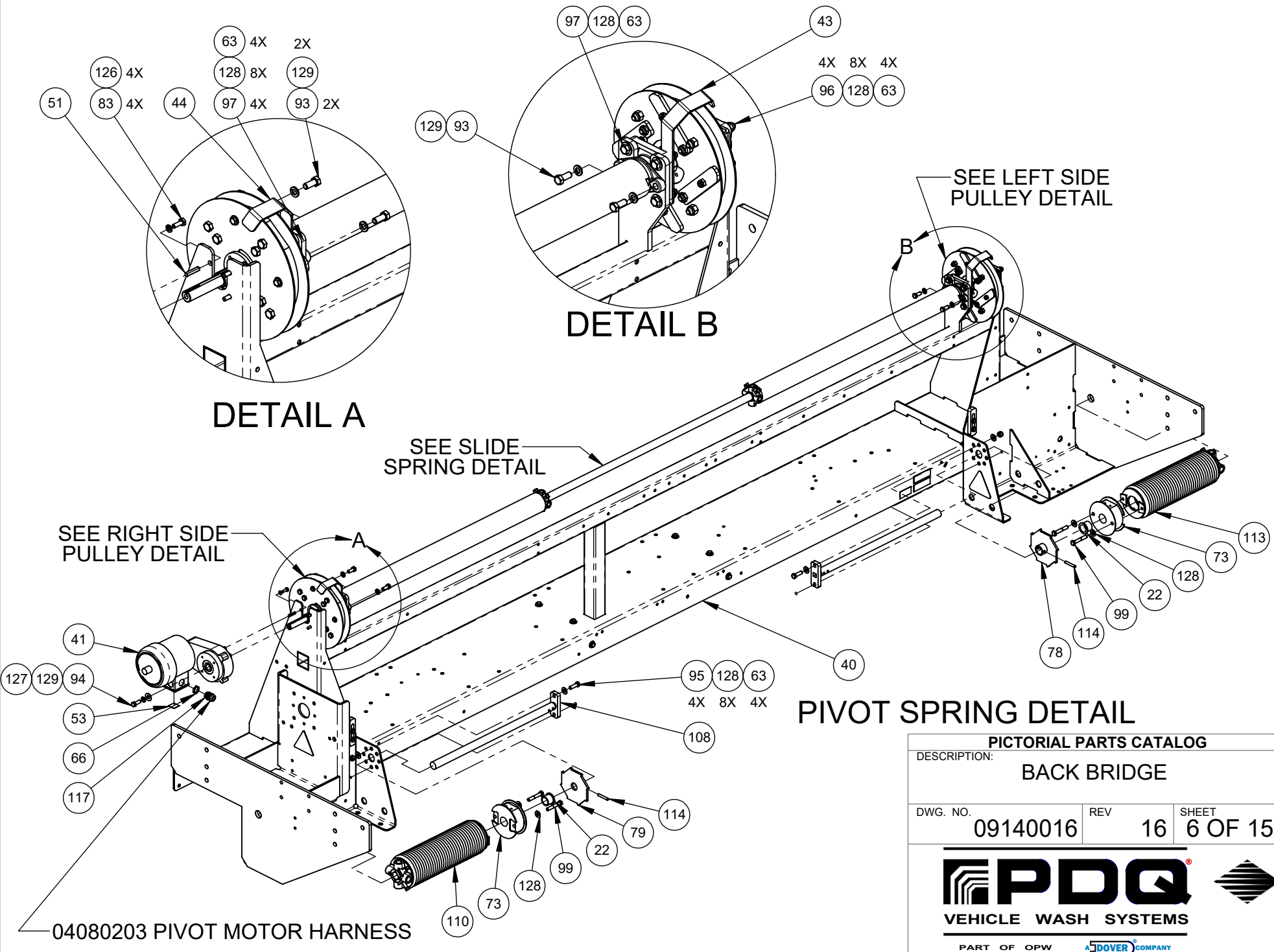


SLIDE BELT PULLEY DETAIL  
LEFT SIDE SHOWN




SLIDE SPRING BELT DETAIL  
RIGHT SIDE SHOWN


PICTORIAL PARTS CATALOG		
DESCRIPTION: BACK BRIDGE		
DWG. NO. 09140016	REV 16	SHEET 5 OF 15
		
VEHICLE WASH SYSTEMS		
PART OF OPW		ADOVER COMPANY



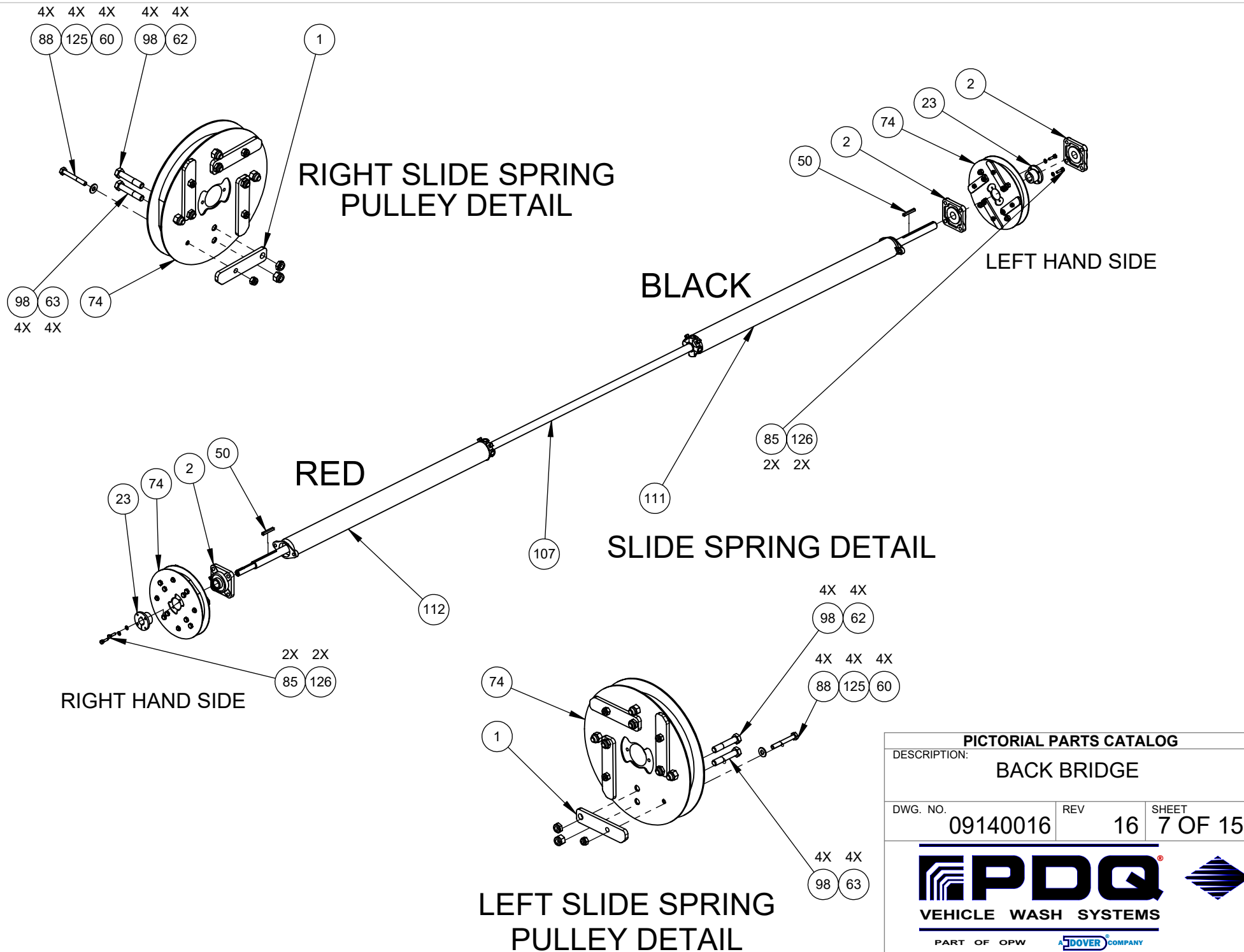
PICTORIAL PARTS CATALOG			
DESCRIPTION:			
BACK BRIDGE			
DWG. NO.	REV	SHEET	
09140016	16	6 OF 15	



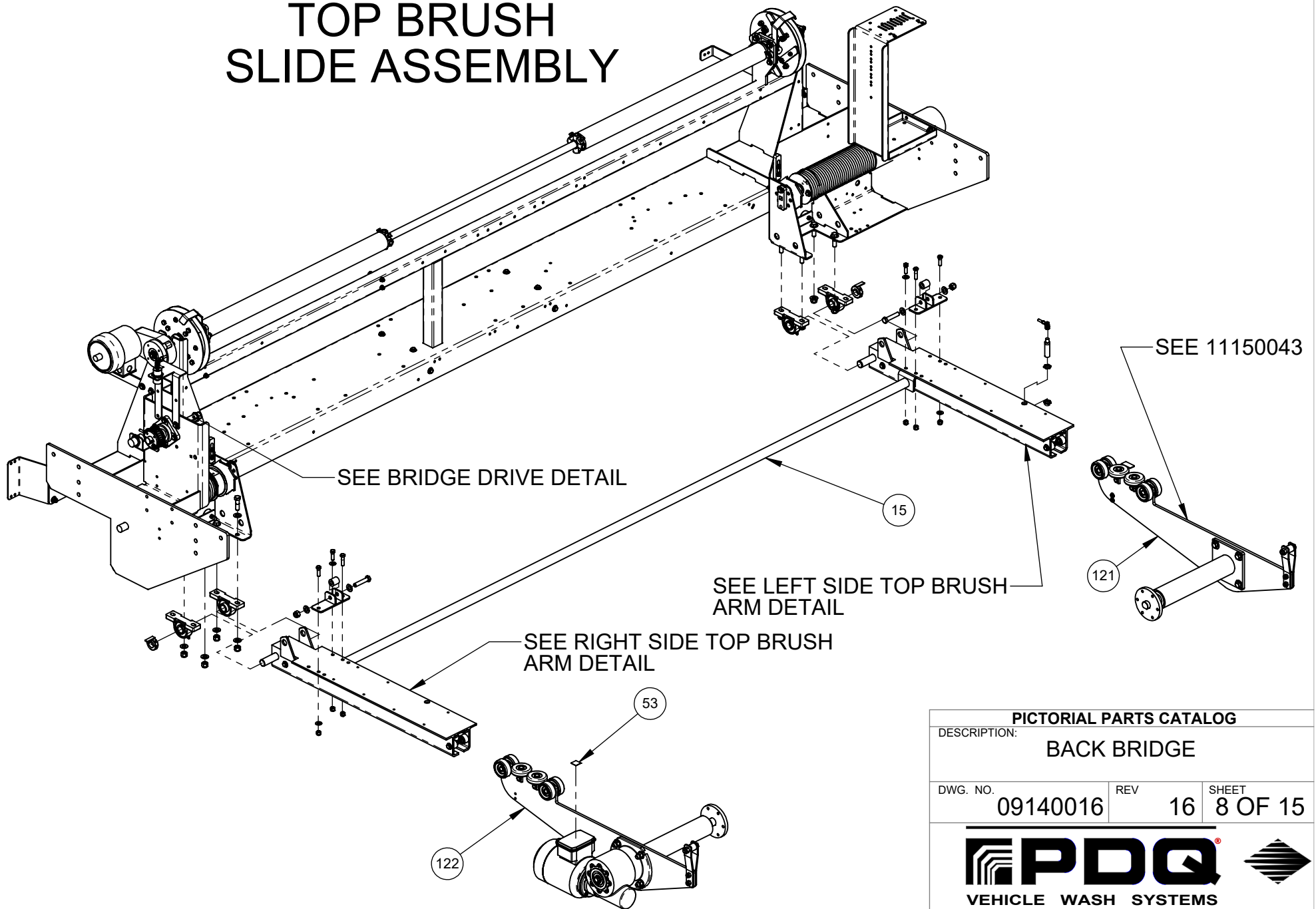
**VEHICLE WASH SYSTEMS**

PART OF OPW  COMPANY

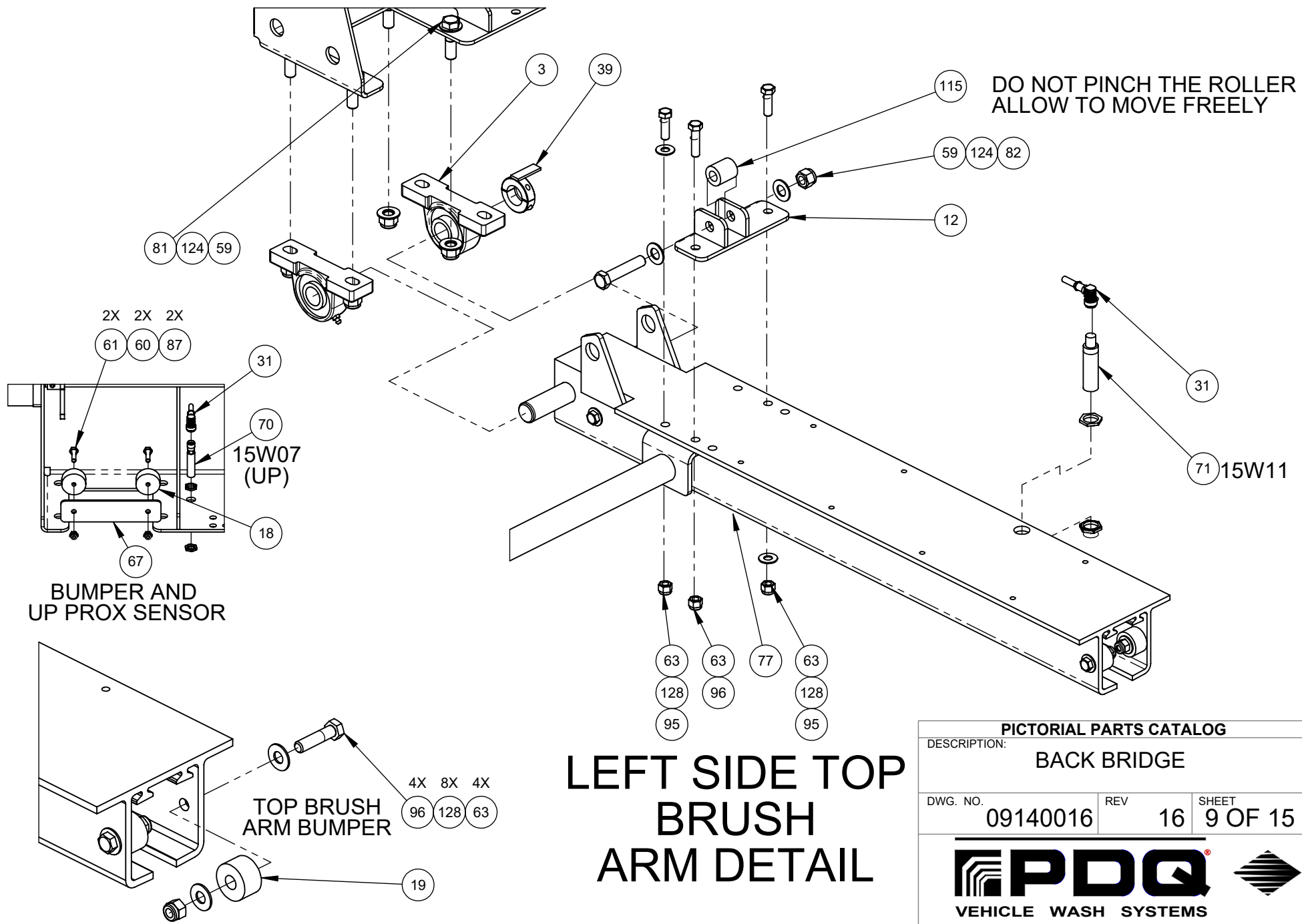






# TOP BRUSH SLIDE ASSEMBLY

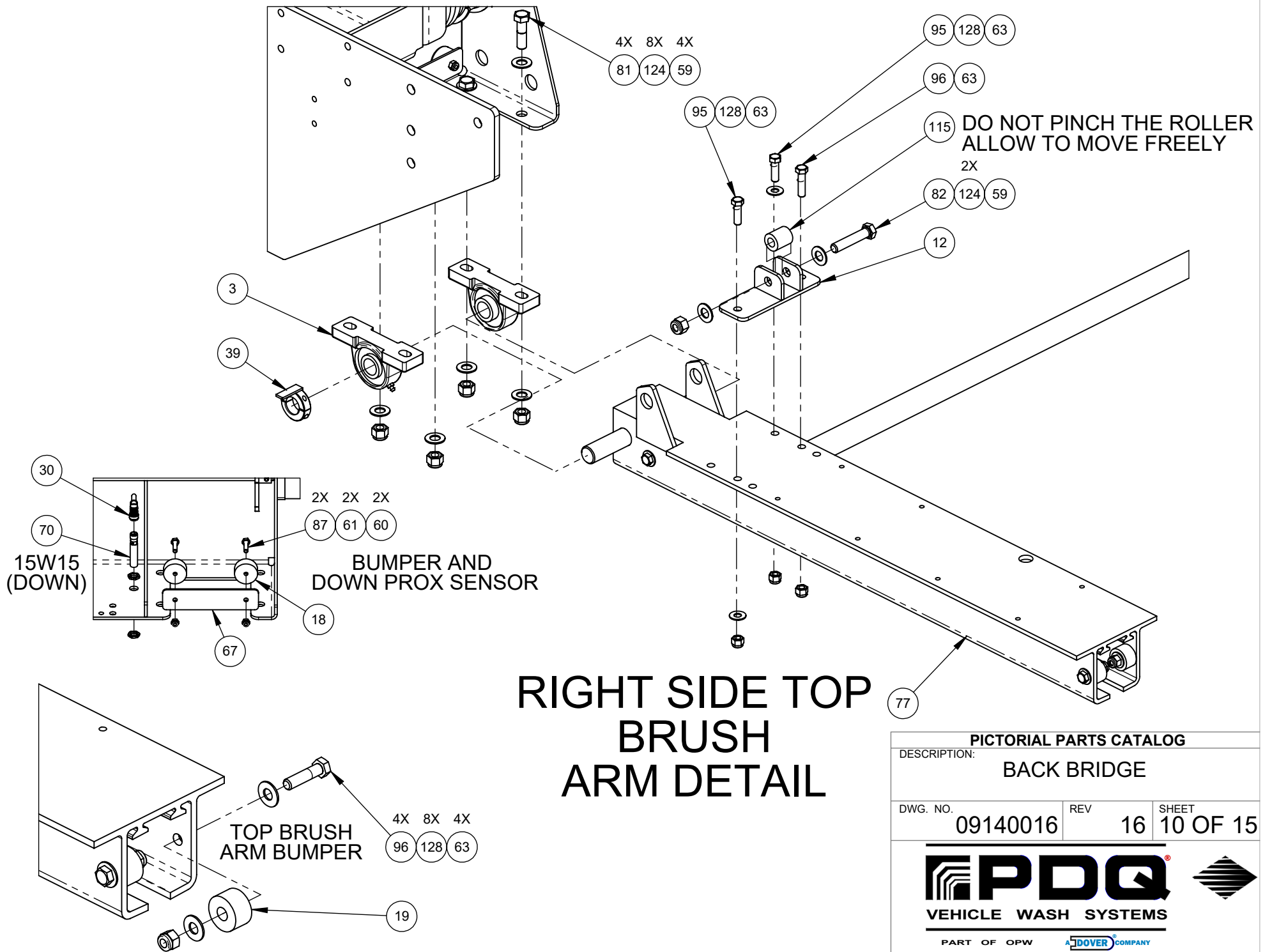


<b>PICTORIAL PARTS CATALOG</b>		
DESCRIPTION: <b>BACK BRIDGE</b>		
DWG. NO.	REV	SHEET
09140016	16	8 OF 15
<b>PDQ</b> VEHICLE WASH SYSTEMS		
PART OF OPW		




# LEFT SIDE TOP BRUSH ARM DETAIL

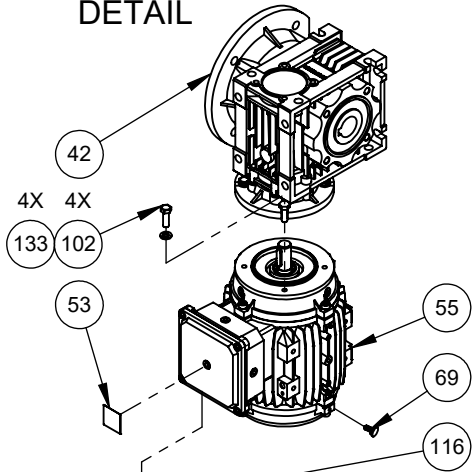
PICTORIAL PARTS CATALOG		
DESCRIPTION: BACK BRIDGE		
DWG. NO. 09140016	REV 16	SHEET 9 OF 15
 		
VEHICLE WASH SYSTEMS <small>PART OF OPW DOVER COMPANY</small>		



# RIGHT SIDE TOP BRUSH ARM DETAIL

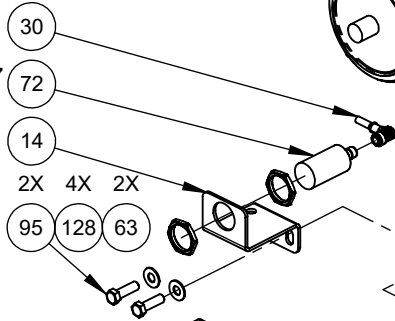
<b>PICTORIAL PARTS CATALOG</b>		
DESCRIPTION: <b>BACK BRIDGE</b>		
DWG. NO. <b>09140016</b>	REV <b>16</b>	SHEET <b>10 OF 15</b>
<b>PDQ</b> <sup>®</sup>		
<b>VEHICLE WASH SYSTEMS</b>		
<small>PART OF OPW</small>		<small>ADOVER COMPANY</small>

MOTOR-GEARBOX  
DETAIL



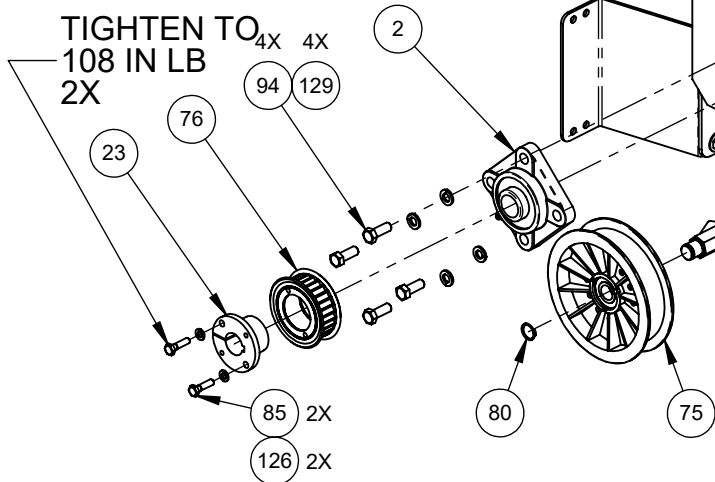
04080202 DRIVE  
MOTOR HARNESS

15W27




TIGHTEN TO  
108 IN LB  
2X

4X 4X



15W03

4X 8X 4X



SEE MOTOR-  
GEARBOX DETAIL

BRIDGE DRIVE  
DETAIL

PICTORIAL PARTS CATALOG

DESCRIPTION:

BACK BRIDGE

DWG. NO.

09140016

REV

16

SHEET

11 OF 15



PART OF OPW

ADOVER COMPANY

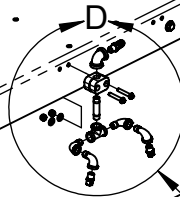
SEE 11010092  
 USE 11010092 FOR 208/230V 60 HZ  
 USE 11010103 FOR 380V 50 HZ

4X 8X 4X  
 91 125 60

8  
 2X  
 100 130 64  
 2X 4X 2X  
 95 128 63  
 2X  
 101 130 64  
 16

54

54



SEE BRUSH DETERGENT  
 MANIFOLD DETAIL

MOTOR POWER CABLE MUST  
 HAVE 18" SLACK TO ALLOW  
 TOP BRUSH TRUCK TO EXTEND

PICTORIAL PARTS CATALOG

DESCRIPTION:

BACK BRIDGE

DWG. NO.

09140016

REV

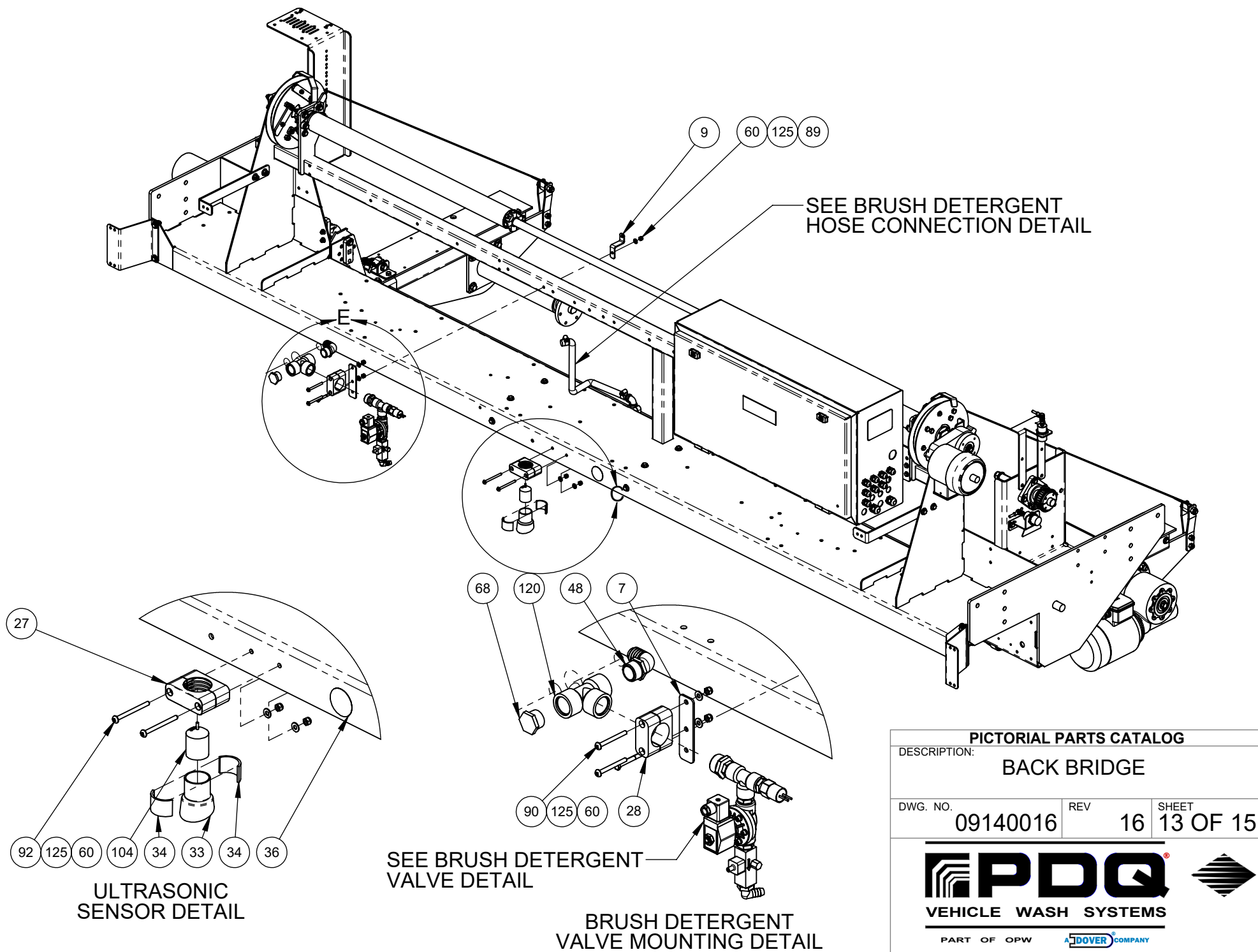
16

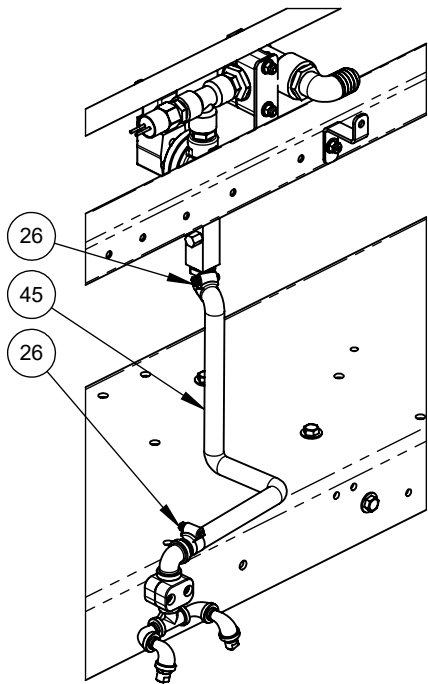
SHEET

12 OF 15

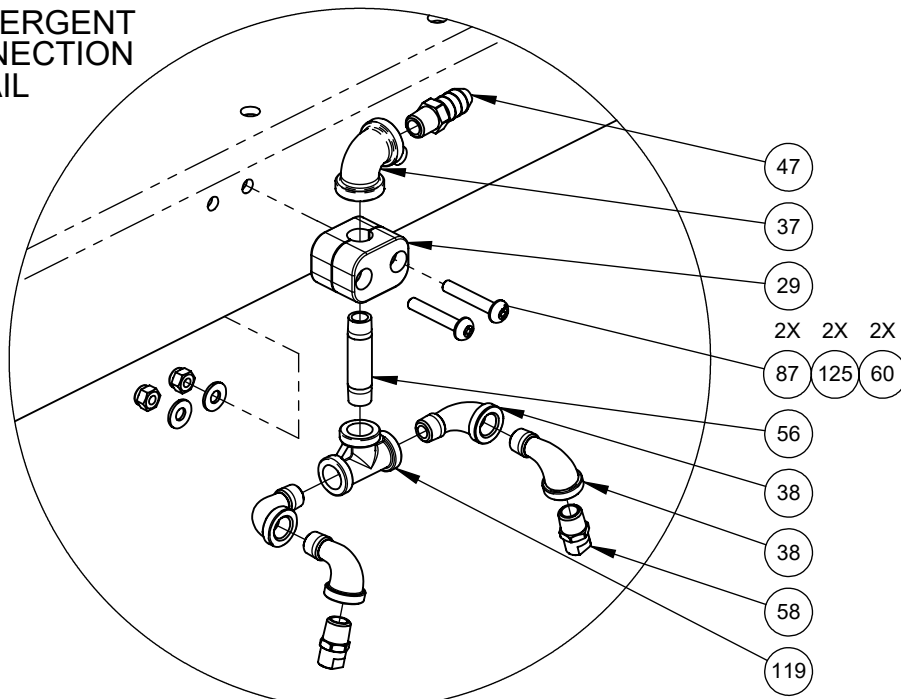


PART OF OPW DOVER COMPANY

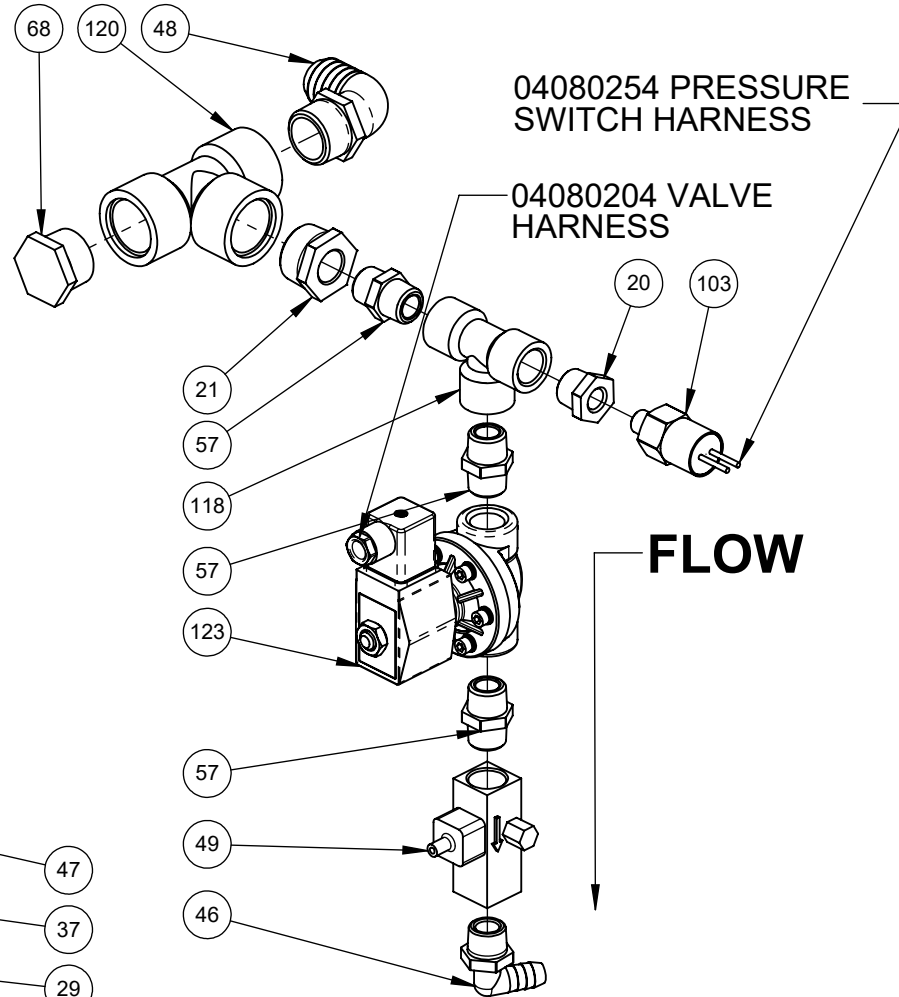






BRUSH DETERGENT HOSE CONNECTION DETAIL



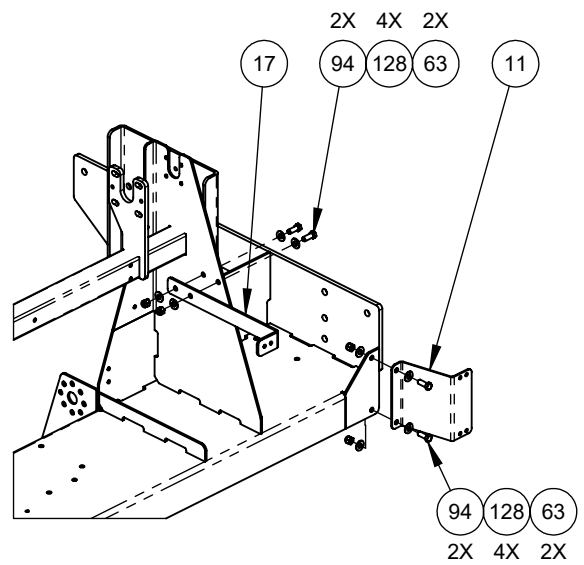
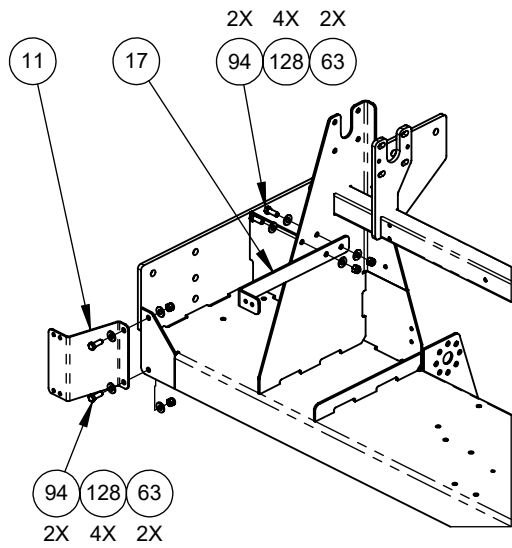
BRUSH DETERGENT MANIFOLD DETAIL



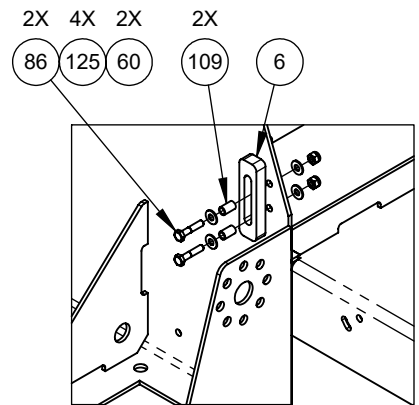
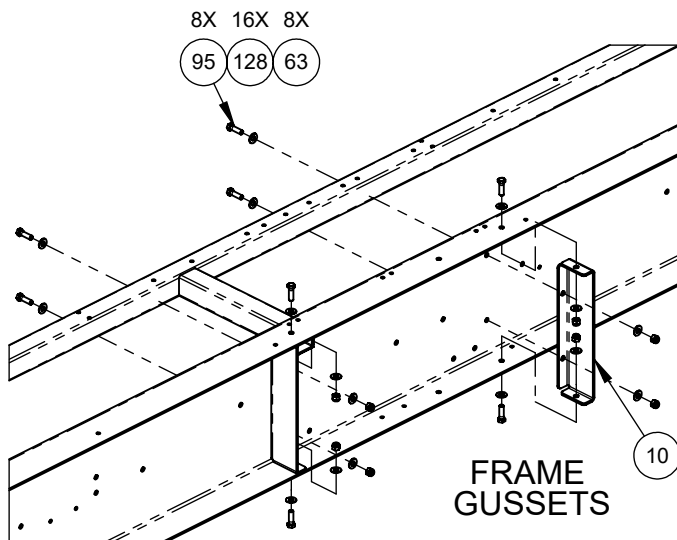
BRUSH DETERGENT ASSEMBLY

PICTORIAL PARTS CATALOG		
DESCRIPTION:		
BACK BRIDGE		
DWG. NO.	REV	SHEET
09140016	16	14 OF 15
 		
VEHICLE WASH SYSTEMS <small>PART OF OPW ADOVER COMPANY</small>		





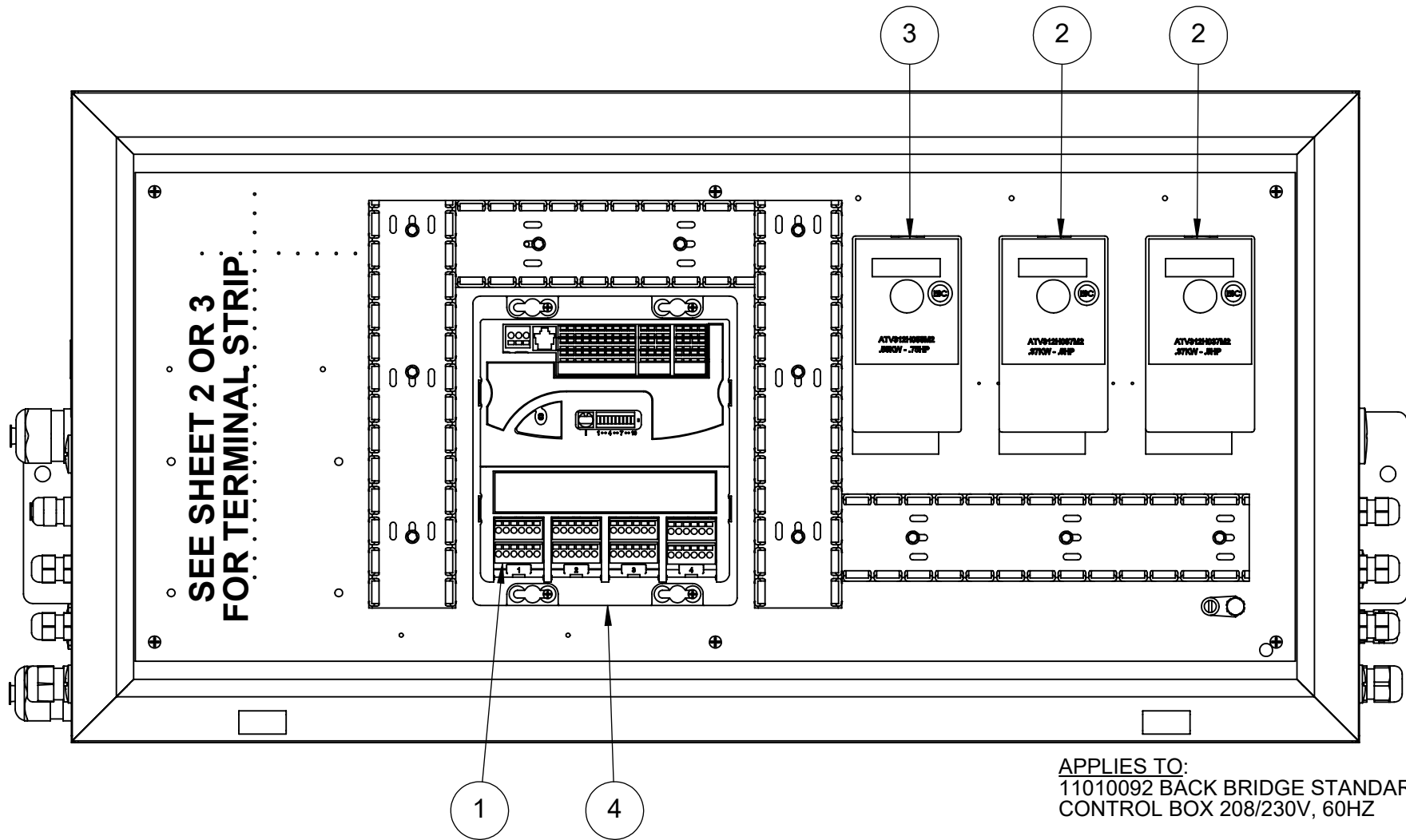
COVER SUPPORT BRACKETS



PIVOT SPRING PAWL  
2X  
LH & RH SIDE

PICTORIAL PARTS CATALOG		
DESCRIPTION:		
BACK BRIDGE		
DWG. NO.	REV	SHEET
09140016	16	15 OF 15





APPLIES TO:  
 11010092 BACK BRIDGE STANDARD  
 CONTROL BOX 208/230V, 60HZ


11010103 BACK BRIDGE STANDARD  
 CONTROL BOX 400V, 50HZ

ITEM	PART #	DESCRIPTION
1	04580019	CIRCUIT-BOARD,OUTPUT,5-RELAY,6A
2	04180015	FREQUENCY-DRIVE,.37kW-.5HP,208/240V,1PH
3	04180014	FREQUENCY-DRIVE,.55kW-.75HP,208/240V,1PH
4	11010052	NODE,I/O-MODULE,10IN,20OUT,4US,2SERIAL


**PICTORIAL PARTS CATALOG**

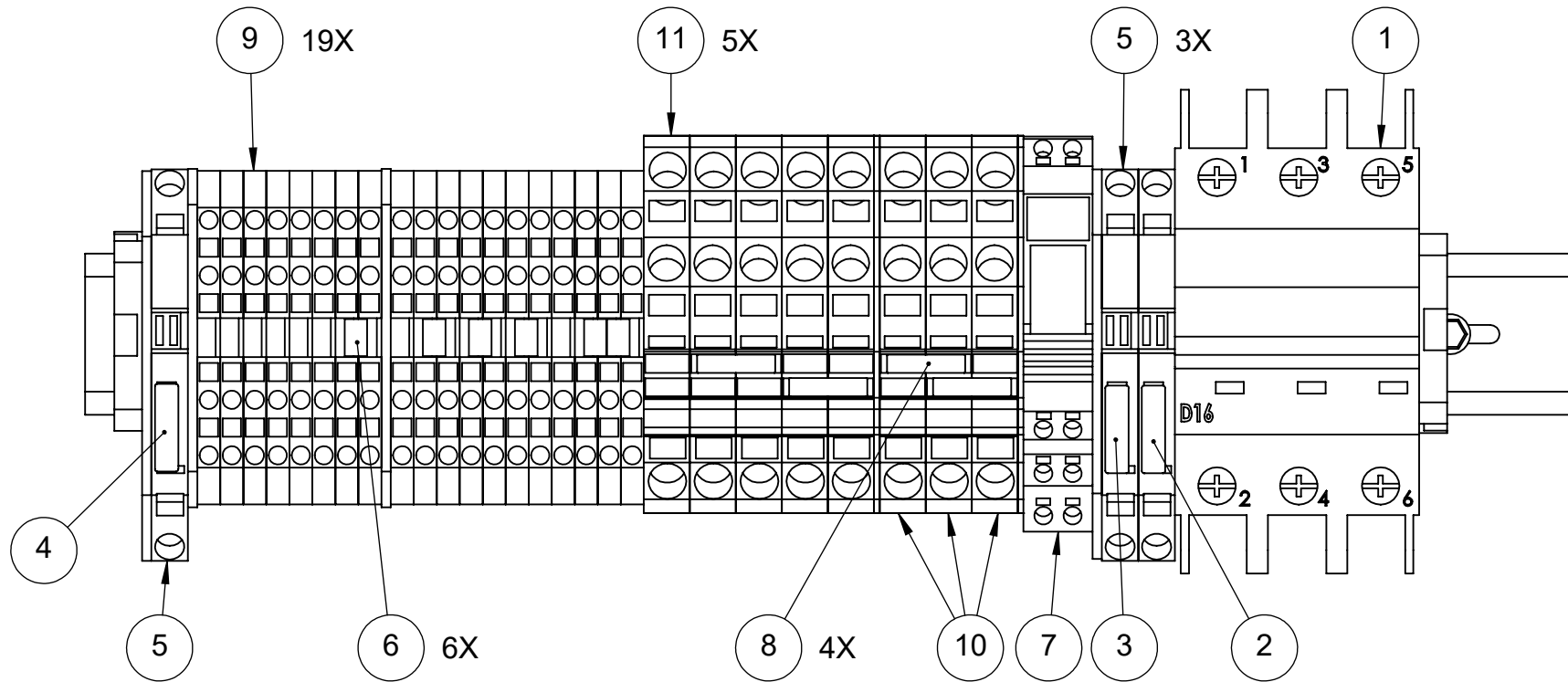
DESCRIPTION:  
**CONTROL-BOX,BB,STANDARD**

DWG. NO. 11010092	REV 20	SHEET 1 OF 4
----------------------	-----------	-----------------



**VEHICLE WASH SYSTEMS**




PART OF OPW  COMPANY

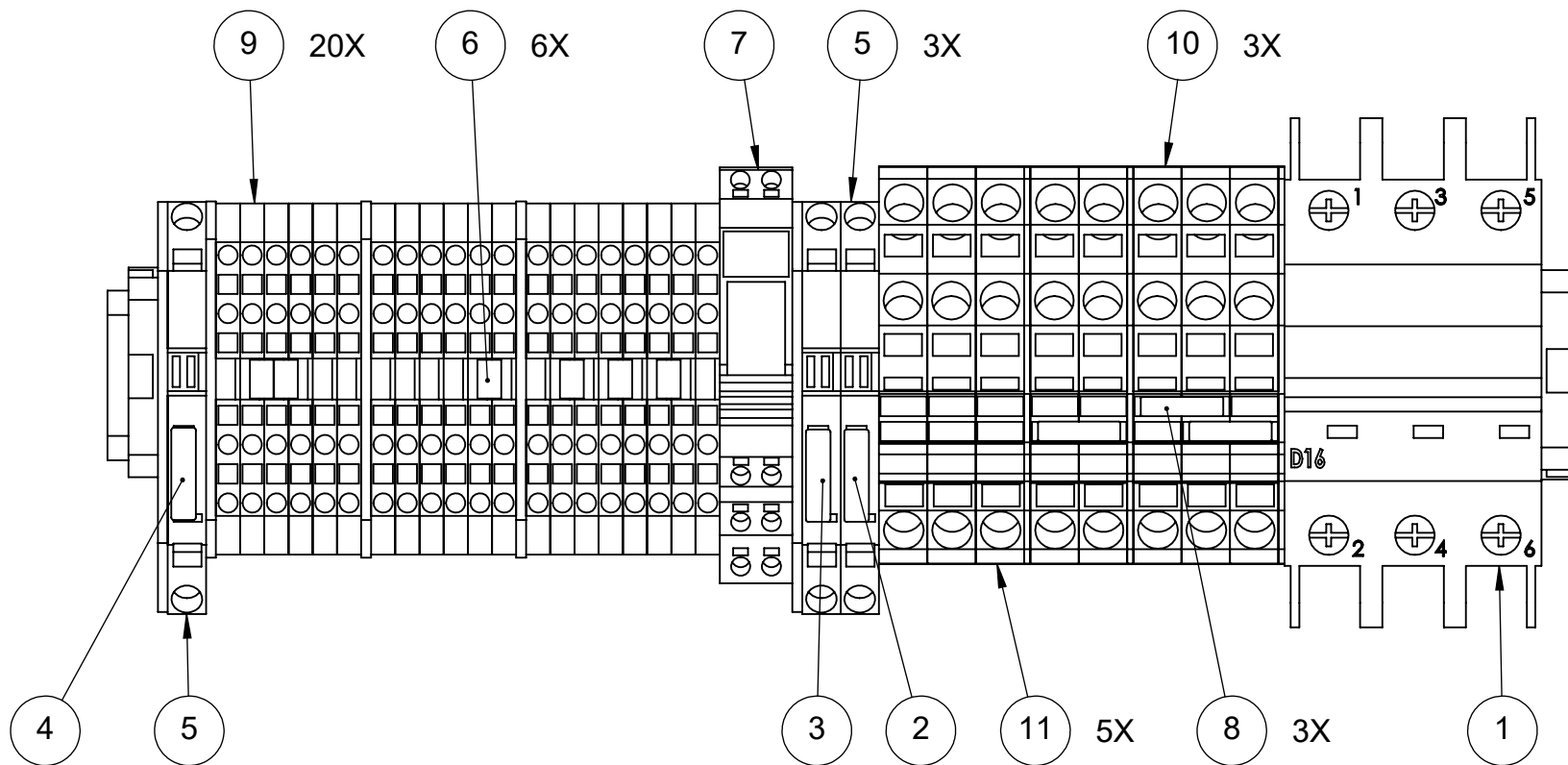


ITEM	PART #	DESCRIPTION
1	04110042	CIRCUIT-BREAKER, 16A, 3P, D, 277V, UL-489
2	04110033	FUSE, 10A, MINI, FAST-ACTING, AUTOMOTIVE
3	04110034	FUSE, 3A, MINI, FAST-ACTING, AUTOMOTIVE
4	04110091	FUSE, 4A, MINI, FAST-ACTING, AUTOMOTIVE, STYL
5	04110031	FUSE-HOLDER, AUTOMOTIVE, TERM-BLK
6	36800	JUMPER, INSULATED, GRAY
7	04050008	RELAY-SOCKET, W-DPDT-RELAY, 24VAC, 8A
8	04100042	TERMINAL, JUMPER, WAGO, 2010-SERIES
9	36507	TERMINAL-BLK, 26-14GA, 4P, GRAY
10	04100040	TERMINAL-BLOCK, WAGO, 2010-SERIES, 3P, GND
11	04100039	TERMINAL-BLOCK, WAGO, 3P, 8-20AWG, GRAY

APPLIES TO:  
11010092 BACK BRIDGE STANDARD  
CONTROL BOX 208/230V, 60HZ

S/N 0749 AND ABOVE




PICTORIAL PARTS CATALOG		
DESCRIPTION: CONTROL-BOX, BB, STANDARD		
DWG. NO. 11010092	REV 20	SHEET 2 OF 4
 		
<b>VEHICLE WASH SYSTEMS</b> <small>PART OF OPW</small>  COMPANY		



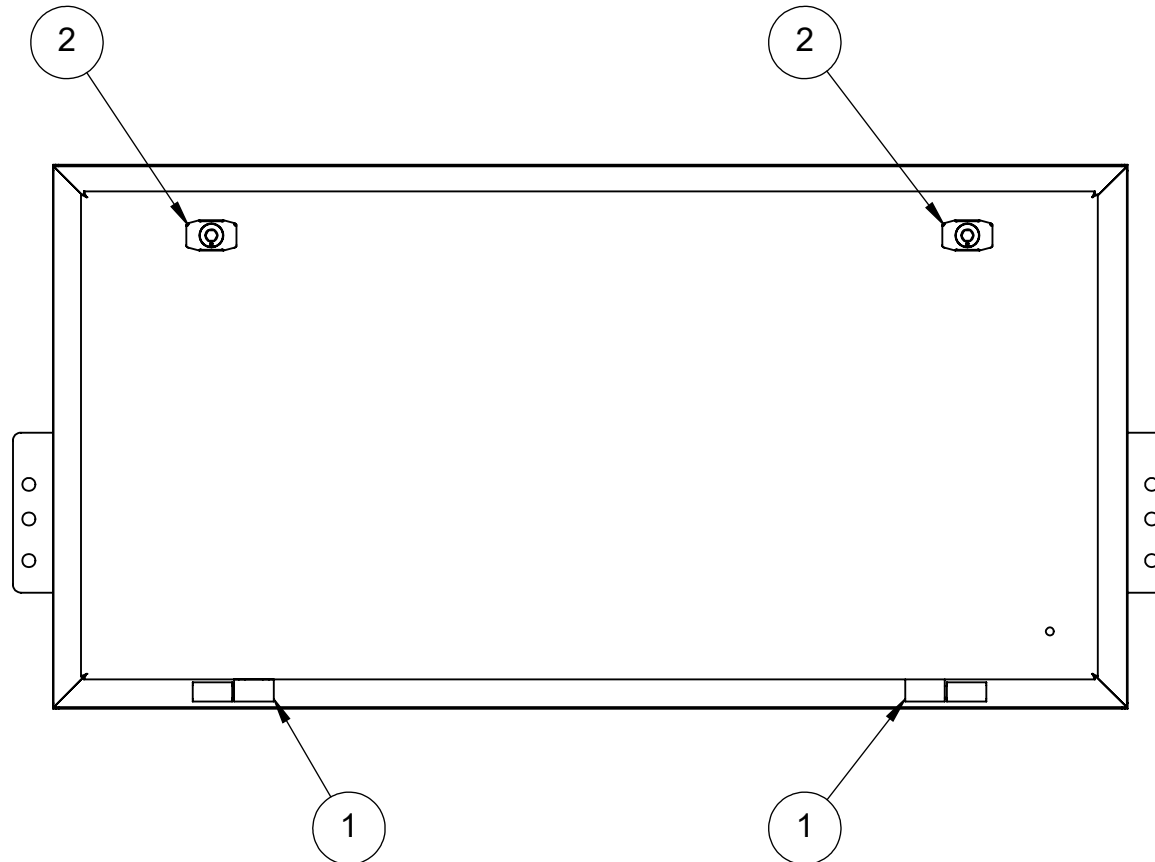
ITEM	PART #	DESCRIPTION
1	04110042	CIRCUIT-BREAKER, 16A, 3P, D, 277V, UL-489
2	04110033	FUSE, 10A, MINI, FAST-ACTING, AUTOMOTIVE
3	04110034	FUSE, 3A, MINI, FAST-ACTING, AUTOMOTIVE
4	04110091	FUSE, 4A, MINI, FAST-ACTING, AUTOMOTIVE, STYL
5	04110031	FUSE-HOLDER, AUTOMOTIVE, TERM-BLK
6	36800	JUMPER, INSULATED, GRAY
7	04050008	RELAY-SOCKET, W-DPDT-RELAY, 24VAC, 8A
8	04100042	TERMINAL, JUMPER, WAGO, 2010-SERIES
9	36507	TERMINAL-BLK, 26-14GA, 4P, GRAY
10	04100040	TERMINAL-BLOCK, WAGO, 2010-SERIES, 3P, GND
11	04100039	TERMINAL-BLOCK, WAGO, 3P, 8-20AWG, GRAY



APPLIES TO:  
11010103 BACK BRIDGE STANDARD  
CONTROL BOX 400V, 50HZ

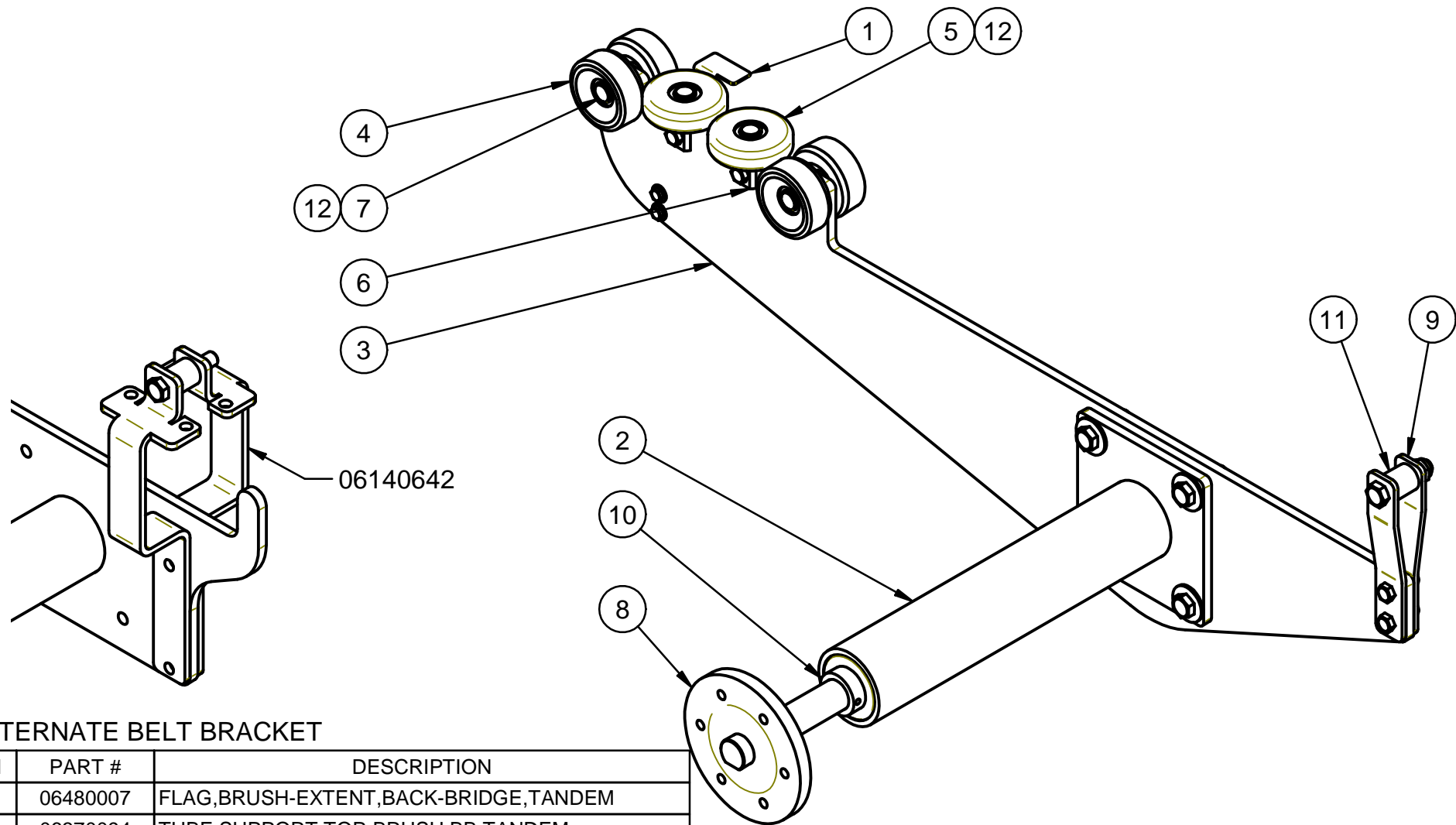
S/N 0749 AND ABOVE

PICTORIAL PARTS CATALOG		
DESCRIPTION: CONTROL-BOX, BB, STANDARD		
DWG. NO. 11010092	REV 20	SHEET 3 OF 4
 		
<b>VEHICLE WASH SYSTEMS</b> <small>PART OF OPW</small> 		

ITEM	PART #	DESCRIPTION
1	06490025	HINGE,LIFT-OFF,IN-LINE,ZINC
2	02050011	LATCH,CAM,SOUTHCO,E3-36-25




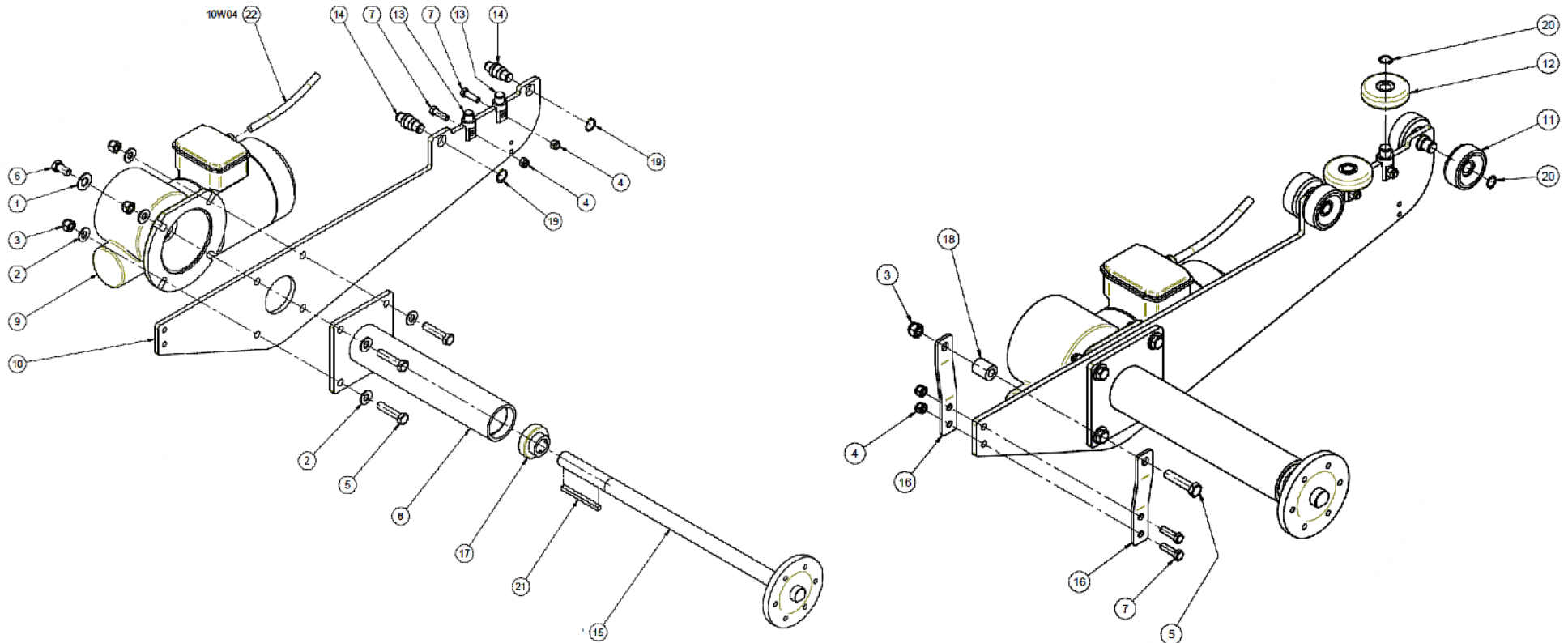
<b>PICTORIAL PARTS CATALOG</b>		
DESCRIPTION: <b>CONTROL-BOX,BB,STANDARD</b>		
DWG. NO.	REV	SHEET
11010092	20	4 OF 4
 <b>VEHICLE WASH SYSTEMS</b> <small>PART OF OPW  COMPANY</small>		



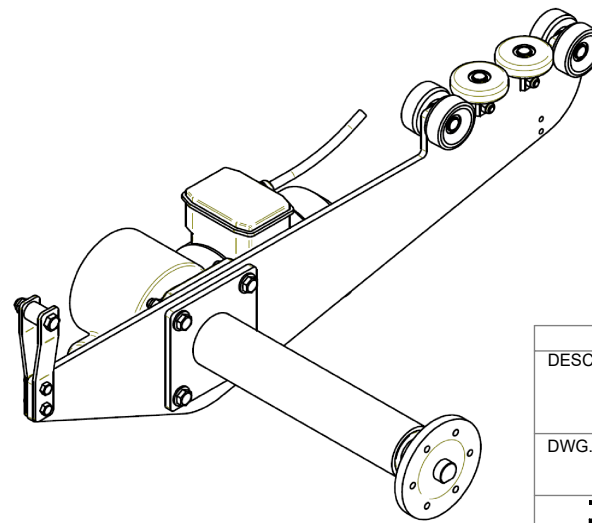
ALTERNATE BELT BRACKET




ITEM	PART #	DESCRIPTION
1	06480007	FLAG,BRUSH-EXTENT,BACK-BRIDGE,TANDEM
2	06370094	TUBE,SUPPORT,TOP-BRUSH,BB,TANDEM
3	06240315	PLATE,SLIDE,TOP-BRUSH,BB,TANDEM
4	06170008	ROLLER,TAPERED,2.66,DELFIN,W/BEARING
5	06170003	ROLLER,HORIZONTAL,2.88,DELFIN,W/BEARING
6	06150102	SHAFT,ROLLER,VERTICAL,BB,TANDEM
7	06150101	SHAFT,ROLLER,HORIZONTAL,BB,TANDEM
8	06150091	SHAFT,IDLER,TOP-BRUSH,BB,TANDEM
9	06140735	BRACKET,BELT,SLIDE-PLATE,BB,TANDEM
10	06010032	BEARING,ROLLER,1.125"BORE,SEALED,STL
11	05130016	STAND-OFF,SHELL-SUPPORT,REAR
12	05120030	RETAINING-RING,17mm,EXT,SST

	PDQ MANUFACTURING, INC. De Pere, WI A COVER COMPANY	
	TOP BRUSH SLIDE TRUCK, LH TANDEM	
DRAWING:	REV:	SHEET:
11150043	01	1 OF 1

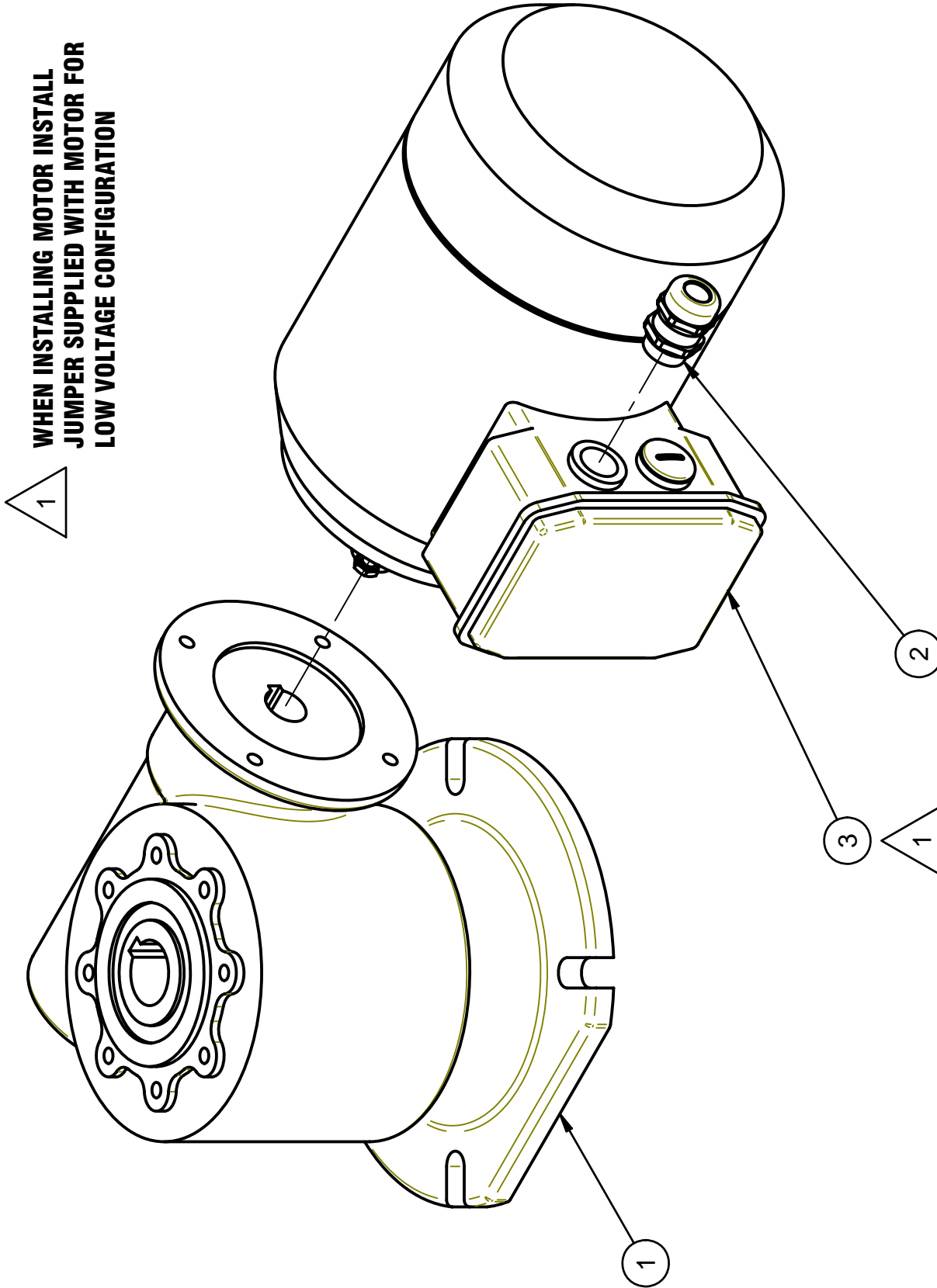


ITEM	PART #	DESCRIPTION
1	71517-FS	WASHER,5/8,FLAT,SST
2	71515-FS	WASHER,1/2,FLAT,SST
3	71015-NCS	NUT,1/2-13,HEX,LOCK,SST
4	71013-NCS	NUT,3/8-16,HEX,LOCK,SST
5	70260-HCS	SCREW,1/2-13x2.25,HHCS,SST
6	70255-HCS	SCREW,1/2-13x1.00,HHCS,SST
7	70181-HCS	SCREW,3/8-16x1.25,HHCS,SST
8	06370094	TUBE,SUPPORT,TOP-BRUSH,BB,TANDEM
9	06280022	GEARBOX-MOTOR,SIDE-TOP,BRUSH,DRIVE
10	06240315	PLATE,SLIDE,TOP-BRUSH,BB,TANDEM
11	06170008	ROLLER,TAPERED,2.66,DELRIN,W/BEARING
12	06170003	ROLLER,HORIZONTAL,2.88,DELRIN,W/BEARING
13	06150102	SHAFT,ROLLER,VERTICAL,BB,TANDEM
14	06150101	SHAFT,ROLLER,HORIZONTAL,BB,TANDEM
15	06150087	SHAFT,DRIVE,TOP-BRUSH,BB,TANDEM
16	06140735	BRACKET,BELT,SLIDE-PLATE,BB,TANDEM
17	06010032	BEARING,ROLLER,1.125"BORE,SEALED,STL
18	05130016	STAND-OFF,SHELL-SUPPORT,REAR
19	05120031	RETAINING-RING,.875,EXT,SST
20	05120030	RETAINING-RING,17mm,EXT,SST
21	05120028	KEY,8x7x93mm,STL
22	04080143	HARNESS,8-PT,TOP-BRUSH-ROTATION,TANDEM



PICTORIAL PARTS CATALOG		
DESCRIPTION: <b>TOP BRUSH SLIDE TRUCK RIGHT HAND</b>		
DWG. NO. <b>11150044</b>	REV <b>02</b>	SHEET <b>1 OF 1</b>
 		
<b>VEHICLE WASH SYSTEMS</b> <small>PART OF OPW  COMPANY</small>		

**WHEN INSTALLING MOTOR INSTALL  
JUMPER SUPPLIED WITH MOTOR FOR  
LOW VOLTAGE CONFIGURATION**



PDDQ MANUFACTURING, INC.  
De Pere, WI  
A SPINNEB COMPANY

TITLE: SIDE/TOP BRUSH DRIVE

DRAWING: 06280022 REV: 00 SHEET: 1 OF 1

ITEM	PART #	DESCRIPTION
1	06280020	GEARBOX,RTANG,15:1,IEC80,WORM,RH-OUT
2	04450023	STRAIN-RELIEF,M20,.276-.492",GND-CONN
3	04120041	MOTOR,3/4HP,1200,208-230/460V,3PH,IEC80

PICTORIAL PARTS CATALOG - CONFIDENTIAL






**CONFIDENTIAL**

ITEM	PART #	DESCRIPTION
1	11220006	TROLLEY,SIDE-ARCH,HP,WHL-SCRBR,RH,TANDEM
2	11220005	TROLLEY,SIDE-ARCH,HP,WHL-SCRBR,LH,TANDEM
3	03340095	HOSE,WHEEL-BLASTER,BB,TANDEM
4	03340094	HOSE,SIDE-BLASTER,BB,TANDEM
5	11010093/104	CONTROL-BOX,BACK-BRIDGE,RT3XX,TANDEM
6	91999	MESH,TEFLON
7	75103	CLAMP,HOSE,#12,.75H,SST
8	75101	CLAMP,HOSE,#6,.38-.50H,SST
9	71513-FS	WASHER,3/8,FLAT,SST
10	71512-FS	WASHER,5/16,FLAT,SST
11	71511-FS	WASHER,1/4,FLAT,SST
12	71013-NCS	NUT,3/8-16,HEX,LOCK,SST
13	71012-NCS	NUT,5/16-18,HEX,LOCK,SST
14	71011-NCS	NUT,1/4-20,HEX,LOCK,SST
15	70192-HCS	SCREW,3/8-16x4.00,HSCHS,SST
16	70186-CCS	SCREW,3/8-16x2.50,HSCHS,SST
17	70182-HCS	SCREW,3/8-16x1.50,HHCS,SST
18	70181-HCS	SCREW,3/8-16x1.25,HHCS,SST
19	70180-HCS	SCREW,3/8-16x1.00,HHCS,SST
20	70152-HCS	SCREW,5/16-18x2.75,HHCS,SST
21	70116-HCS	SCREW,1/4-20x2.50,HHCS,SST
22	70112-SCS	SCREW,1/4-20x1.50,SRHMS,SST
23	70109-SCS	SCREW,1/4-20x.87,SRHMS,SST
24	68324-MHN	HOSE-BARB,90,3/4Hx1MNPT,NYL
25	68124-MHN	HOSE-BARB,3/4Hx1MNPT,NYL
26	68117-MHN	HOSE-BARB,1/2Hx1/2MNPT,NYL
27	68116-MHN	HOSE-BARB,1/2Hx3/8MNPT,NYL
28	68113	HOSE-BARB,3/8Hx3/8MNPT,NYL
29	67707-N	BUSHING,3/4NPTx1/4NPT,NYL
30	67702-B	BUSHING,3/8NPTx1/4NPT,BRS
31	67653-B	PLUG,1/2NPT,HEX-HD,BRS
32	67652-B	PLUG,PIPE,HEX,3/8MPT,BRS
33	67601-S	PLUG,1/4NPT,SQ-HD,SST
34	67491-4B	ELBOW,STREET,1/2NPT,90DEG,SC40,BRS
35	67489-4B	ELBOW,STREET,3/8NPT,90DEG,SC40,BRS
36	67404-4S	ELBOW,3/8NPT,90DEG,SC40,SST

37	67400-4B	ELBOW,PIPE,1/8"NPT,BRS
38	67200-4B	TEE,1/2NPT,MALE-RUN,SC40,BRS
39	67195-4B	TEE,MALE-RUN,3/8NPT,SC40,BRS
40	67125-4N	TEE,1NPT,PIPE,SC40,NYL
41	67115-4N	TEE,1/2NPT,PIPE,SC40,NYL
42	67110-4B	TEE,PIPE,.38NPT,SC40,BR
43	67058-4N	NIPPLE,HEX,1/2NPT,NYL
44	67057-4B	NIPPLE,HEX,1/2NPTx3/8NPT,BRS
45	67055-4B	NIPPLE,HEX,3/8NPT,BRS
46	67015-4P	NIPPLE,1NPTxCLOSE,SC80,PVC
47	67012-B4B	NIPPLE,.38NPTx2.00,BRS
48	67011-B4B	NIPPLE,1/4NPTx2.00,SC40,BRS
49	63487	INJECTOR,.086,SST,.38MPTx.38MPT
50	63480	INJECTOR,.057,3/8MPTx3/8MPT,SST
51	63177	VALVE,RELIEF,3/8NPT,6GPM,350PSI,BRS
52	63137	VALVE,CHECK,3/8FNPT,1500PSI,BR
53	61030	HOSE,.75,200,BLACK,SYN-RBR,SYN-YRN
54	61030	HOSE,.75,200,BLACK,SYN-RBR,SYN-YRN
55	61025	HOSE,WATER,.50,200PSI,EPDM-TUBE
56	61025	HOSE,WATER,.50,200-PSI,EPDM-TUBE
57	61025	HOSE,WATER,.50,200-PSI,EPDM-TUBE
58	61025	HOSE,WATER,.50,200-PSI,EPDM-TUBE
59	61025	HOSE,WATER,.50,200-PSI,EPDM-TUBE
60	44553-S	ADAPTER,3/8FNPT-SWIVELx1/4MNPT,SST
61	26160	VALVE,REG,1/4NPT,125PSI,W/NUT,MINI
62	25101	GAUGE PRES 0-1000 PSI 1/4 CBM LIQ 2-1/2
63	25031	GAUGE,PRES,0-160PSI,1/8NPT,CBM,1.50"
64	24038-FO	TUBE-FTG,CONN,3/8"Tx3/8MNPT,PP
65	24036-FO	TUBE-FTG,CONN,3/8"Tx1/4NPT,COMP,PP

**APPLIES TO:**  
 09170013 ADVANCED  
 WHEEL SCRUBBERS  
 208/230V 60HZ



09170024 ADVANCED  
 WHEEL SCRUBBERS  
 380V 50HZ

PICTORIAL PARTS CATALOG		
DESCRIPTION: <b>ADVANCED WHEEL SCRUBBER</b>		
DWG. NO.	REV	SHEET
09170013	07	1 OF 10
 		
<b>VEHICLE WASH SYSTEMS</b> <small>PART OF OPW  COMPANY</small>		

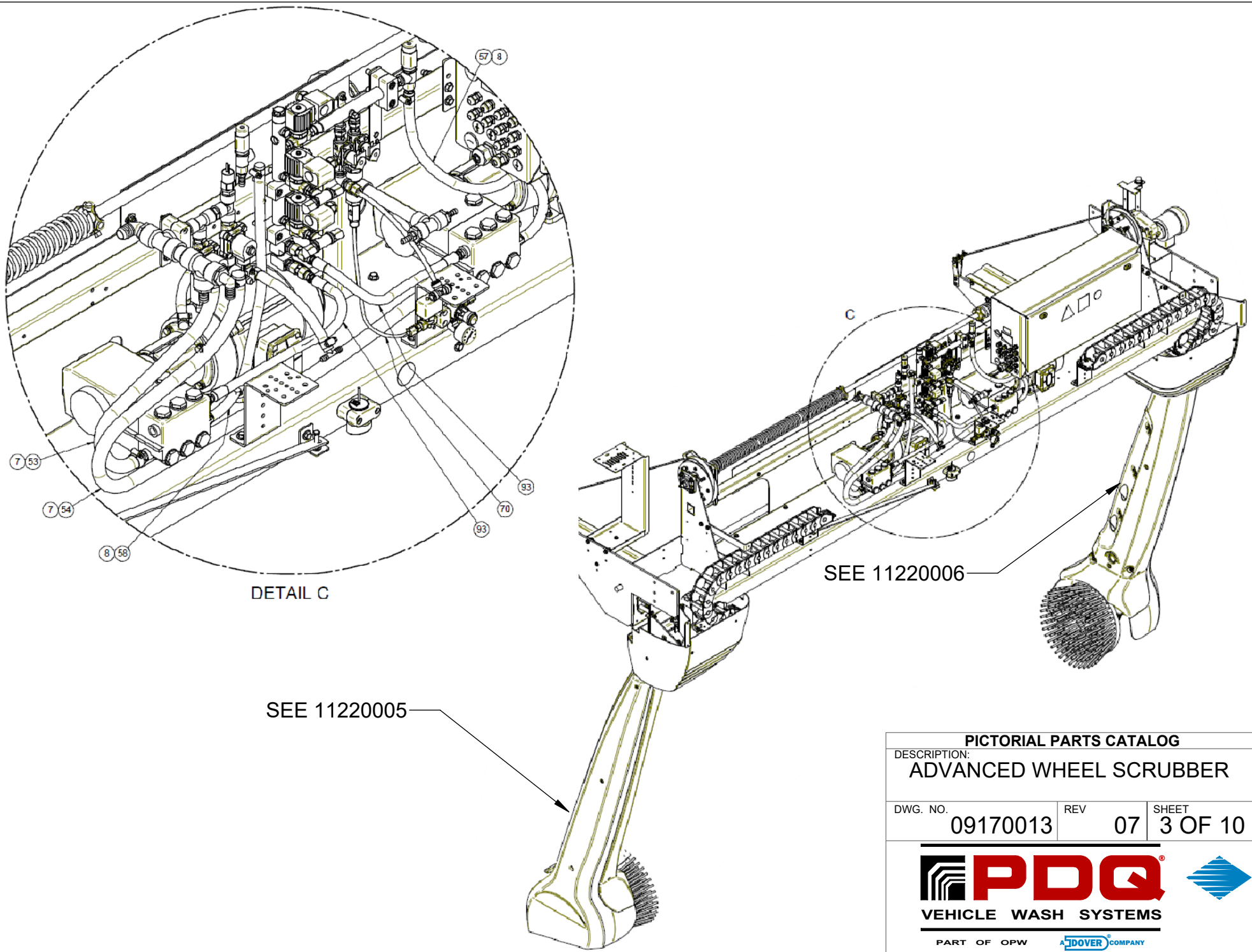
**CONFIDENTIAL**




ITEM	PART #	DESCRIPTION
66	24025-FO	TUBE-FTG,CONN,1/4"Tx1/4NPT,COMP,PP
67	23975-NE	TUBING,.38x.06W,NAT-PE
68	23975-NE	TUBING,.38x.06W,NAT-PE
69	23975-NE	TUBING,.38x.06W,NAT-PE
70	23965-NE	TUBING,.25x.04W,NAT-PE
71	11050080	PUMP,HIGH-PRESSURE,BB,TANDEM
72	06230069	RAIL,SIDE-ARCH,BACK-BRIDGE,TANDEM
73	06200047	TAPE,FRICTION,2"x.045x15',POLYOLEFIN
74	06140796	BRACKET,COVER,TROLLEY,INNER,FRONT,TANDEM
75	06140756	BRACKET,INJECTION-MANIFOLD,BB,TANDEM
76	06140755	BRACKET,HP-MANIFOLD,BB,TANDEM
77	06140629	BRACKET,E-CHAIN,FIXED,BB,TANDEM
78	06060014	BUMPER,END-STOP
79	06050048	E-CHAIN,TROLLEY,SIDE-ARCH,TANDEM
80	05050065	CLAMP,PIPE,1/4NPT,PP,STANDARD
81	05050008	CLAMP,CABLE,CUSHION,3/4",SST
82	05050003	CLAMP,PIPE,.75,PP,HEAVY
83	05040249	SCREW,#8-32x2.00,HHMS,SST
84	05040097	SCREW,M8x25mm,PFHMS,SST
85	05020069	NUT,M20x1.5,NYLON,GRAY
86	05020018	NUT,#8-32,HEX,LOCK,SST
87	05020017	NUT,M8,HEX,LOCK,SST
88	04450016	STRAIN-RELIEF,M20,.315-.512",PLSTC
89	04420043B	SENSOR,TRANSDUCER,50"-STROKE,NEMA-4X
90	04420043	SENSOR,TRANSDUCER,50"-STROKE,NEMA-4X
91*	04080167	HARNESS,KIT,HIGH-PRESSURE,TANDEM
92*	04080139	HARNESS,KIT,HUB-MOTOR,SIDE-APP
93	03340097	HOSE,PUMP-OUTLET,RIGHT,BB,TANDEM
94	03310037	HOSE-BARB,1/2Hx3/8Hx3/8H,TEE,PE
95	03220206	MANIFOLD,SOLUTION,BACK-BRIDGE,TANDEM
96	03220205	MANIFOLD,HIGH-PRESSURE,BB,TANDEM
97	03130048	NIPPLE,3/4NPTx7.00,SC80,PVC
98	03130036	NIPPLE,HEX,1/8"NPT,BRS
99	03090020	BUSHING,3/4NPTx3/8NPT,NYL
100	03050017	TEE,3/4NPT,PIPE,NYL
101	03050016	TEE,3/8T,TUBE,PUSH-LOCK,PP

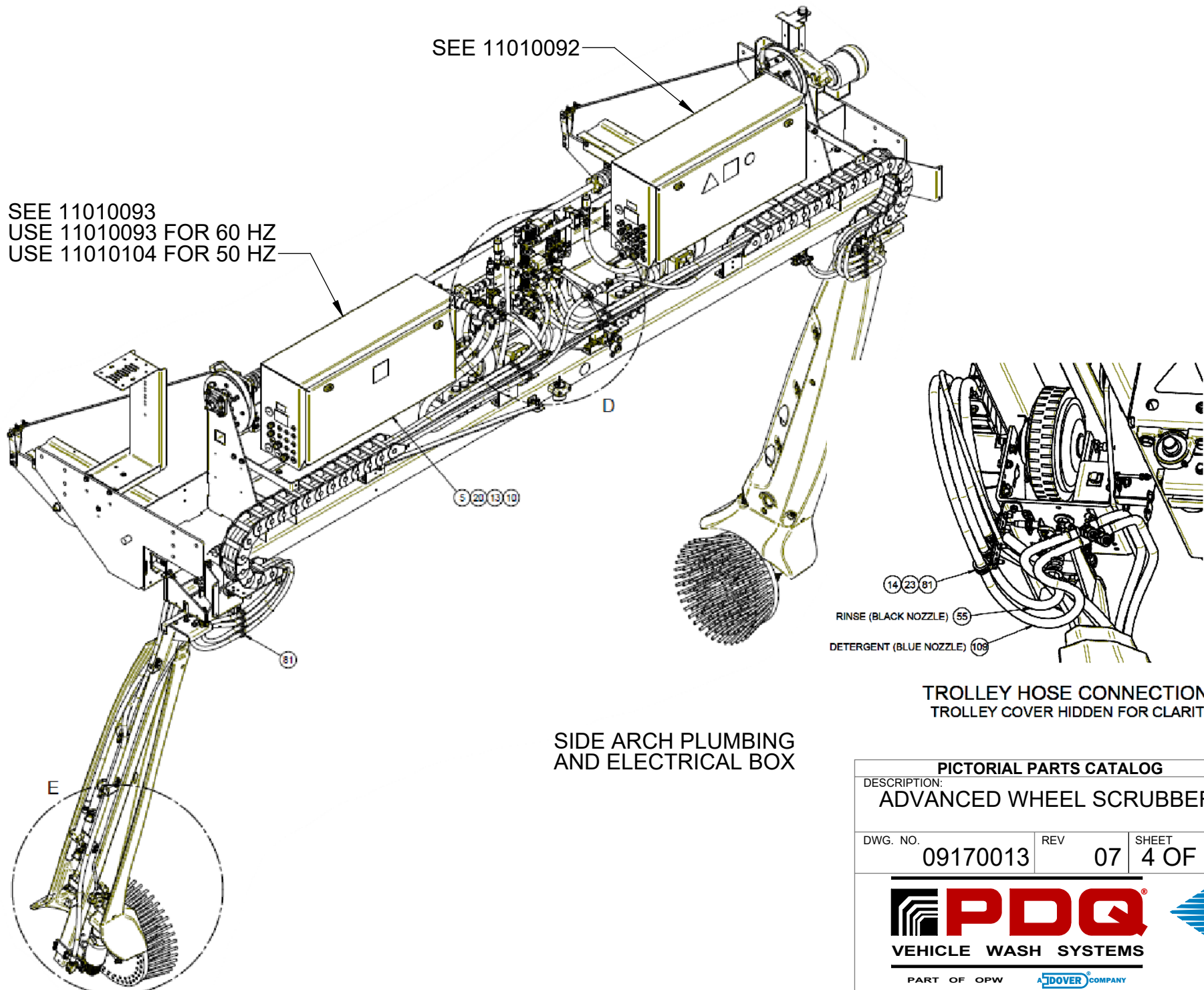
102	03010140	VALVE,SOL,2WAY,NC,1/4"NPT,24VAC,BRASS
103	03010130	VALVE,1/2FNPT,NC,WATER,24VAC,GF-NYL
104	03010129	VALVE,CHECK,1/4PCF-INx1/4NPT-OUT,3#
105	03010128	VALVE,RELIEF,BALANCE,6GPM,2415PSI
106	03010127	VALVE,2WAY-NC,3/8FNPT,1200PSI,24VAC,BRS
107	03010090	VALVE,WATER,NC,3/8NPT,24VAC,SST
108	01130010	HOSE,.38,200-PSI,EPDM,BLK
109	01130010	HOSE,.38,200-PSI,EPDM,BLK

PICTORIAL PARTS CATALOG		
DESCRIPTION: <b>ADVANCED WHEEL SCRUBBER</b>		
DWG. NO.	REV	SHEET
09170013	07	2 OF 10
 		
<b>VEHICLE WASH SYSTEMS</b> <small>PART OF OPW    A DOVER COMPANY</small>		

THIS DRAWING AND THE INFORMATION THEREIN IS THE SOLE PROPERTY OF PDQ MANUFACTURING, INC. AND CANNOT BE COPIED OR DISCLOSED WITHOUT THE WRITTEN CONSENT OF PDQ MANUFACTURING, INC.



<b>PICTORIAL PARTS CATALOG</b>		
DESCRIPTION: <b>ADVANCED WHEEL SCRUBBER</b>		
DWG. NO.	REV	SHEET
09170013	07	3 OF 10
 <b>VEHICLE WASH SYSTEMS</b>		
PART OF OPW		



SIDE ARCH PLUMBING  
AND ELECTRICAL BOX

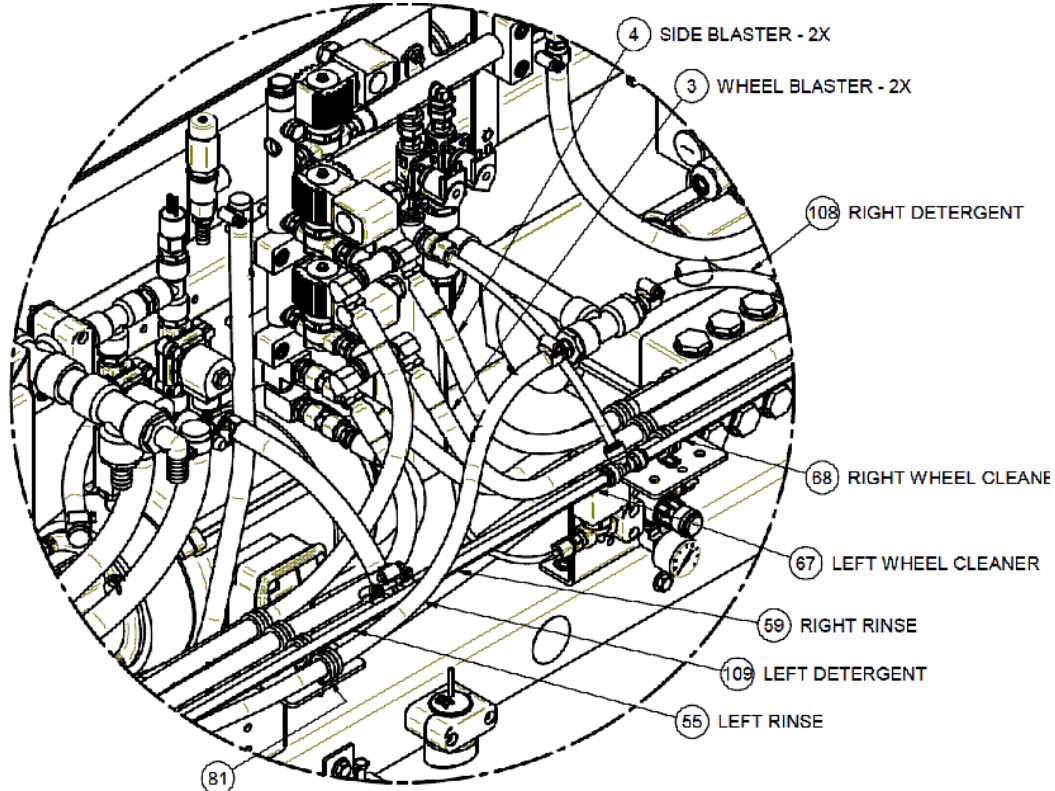
TROLLEY HOSE CONNECTIONS  
TROLLEY COVER HIDDEN FOR CLARITY

PICTORIAL PARTS CATALOG

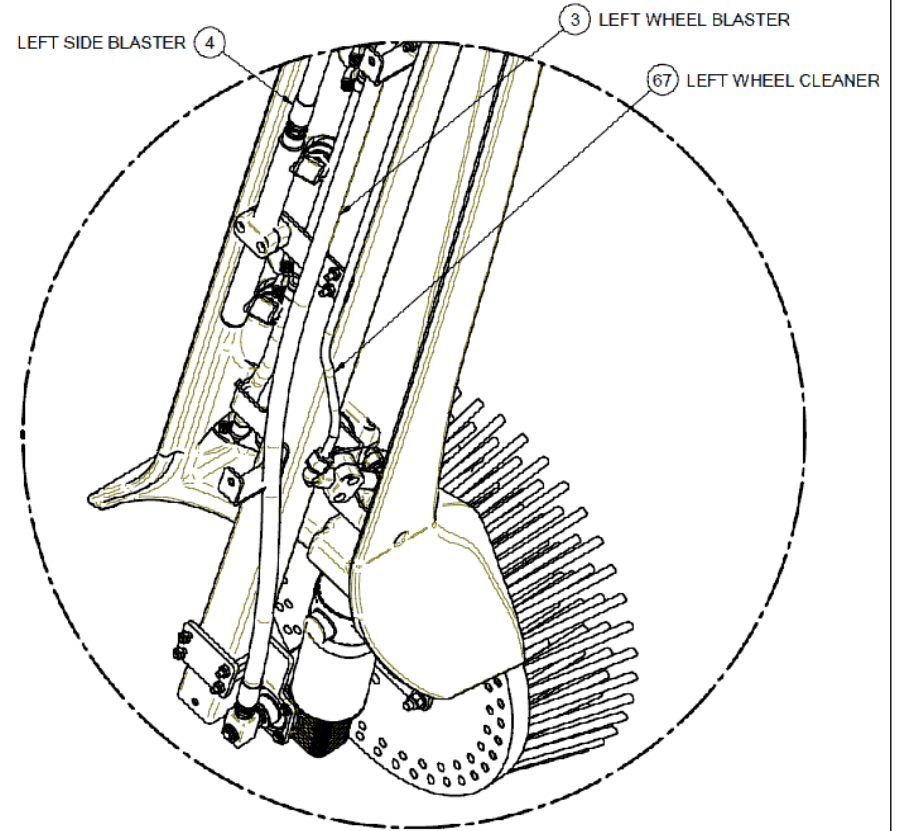
DESCRIPTION:  
ADVANCED WHEEL SCRUBBER

DWG. NO.	REV	SHEET
09170013	07	4 OF 10







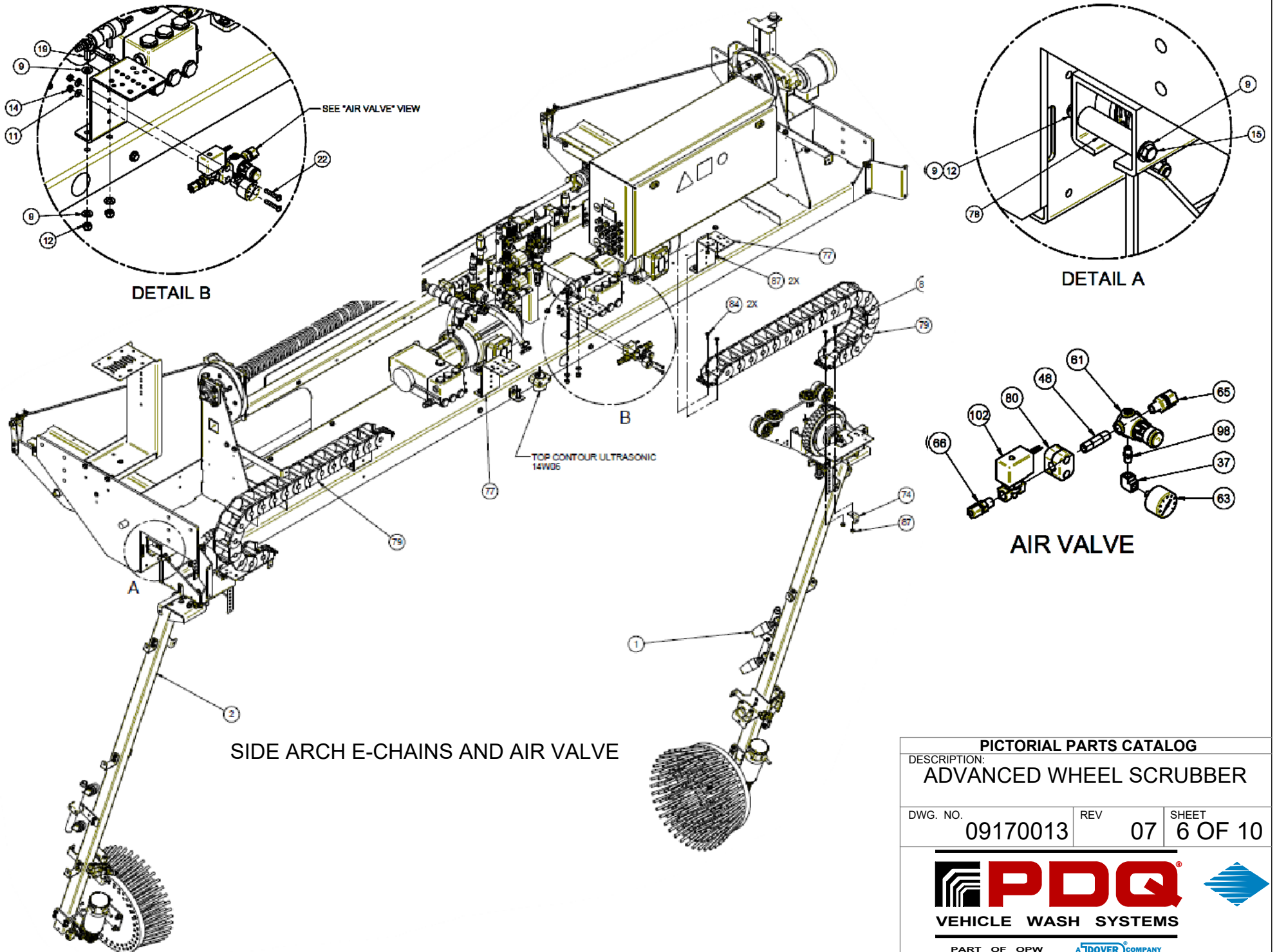
DETAIL D



DETAIL E

SIDE ARCH PLUMBING CONNECTIONS

<b>PICTORIAL PARTS CATALOG</b>		
DESCRIPTION: <b>ADVANCED WHEEL SCRUBBER</b>		
DWG. NO.	REV	SHEET
09170013	07	5 OF 10
		
<b>VEHICLE WASH SYSTEMS</b>		<small>ADOVER COMPANY</small>
<small>PART OF OPW</small>		<small>ADOVER COMPANY</small>





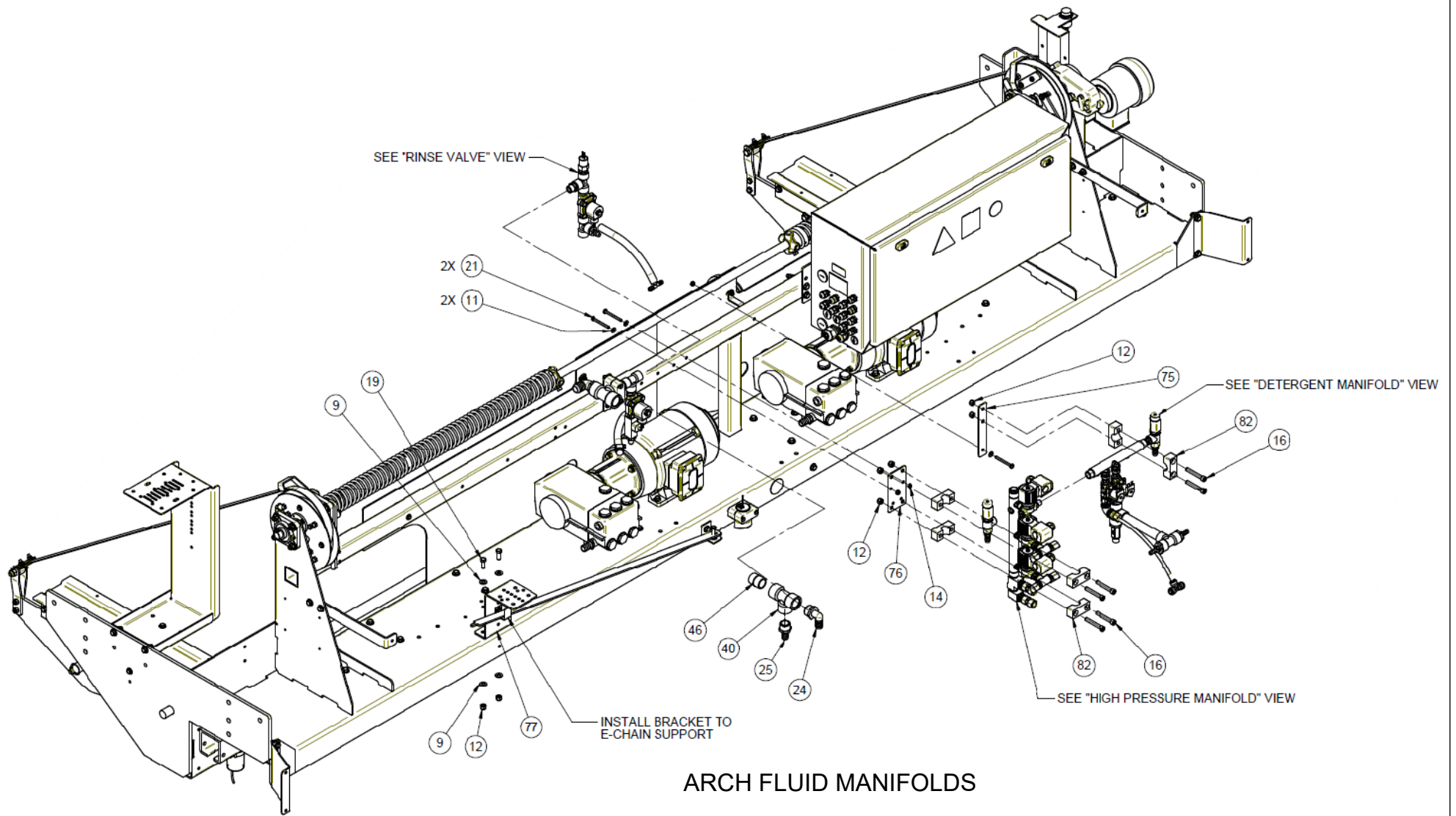
DETAIL B

DETAIL A



AIR VALVE

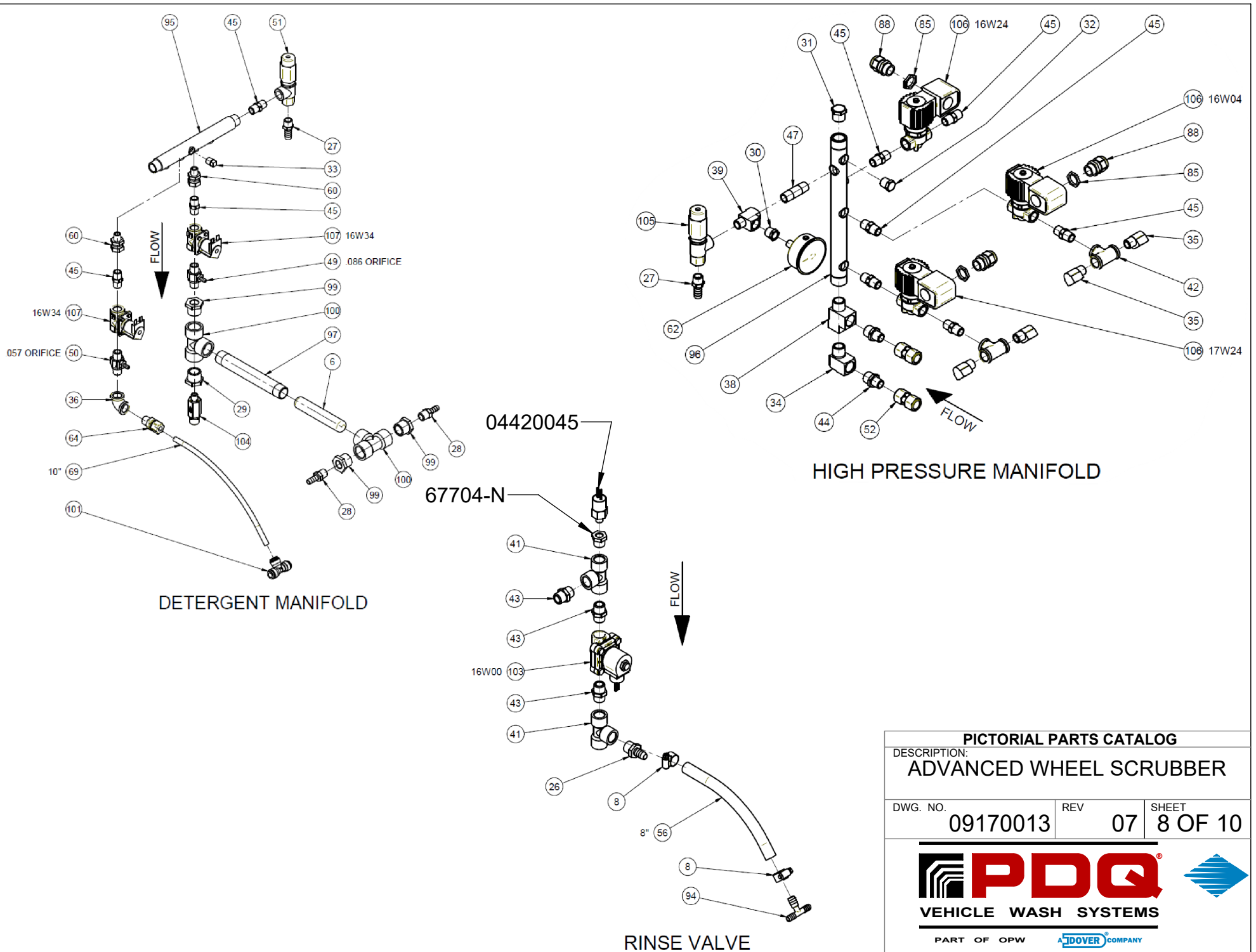
SIDE ARCH E-CHAINS AND AIR VALVE



<b>PICTORIAL PARTS CATALOG</b>		
DESCRIPTION: <b>ADVANCED WHEEL SCRUBBER</b>		
DWG. NO.	REV	SHEET
09170013	07	6 OF 10
 		
<b>VEHICLE WASH SYSTEMS</b> <small>PART OF OPW ADOVER COMPANY</small>		



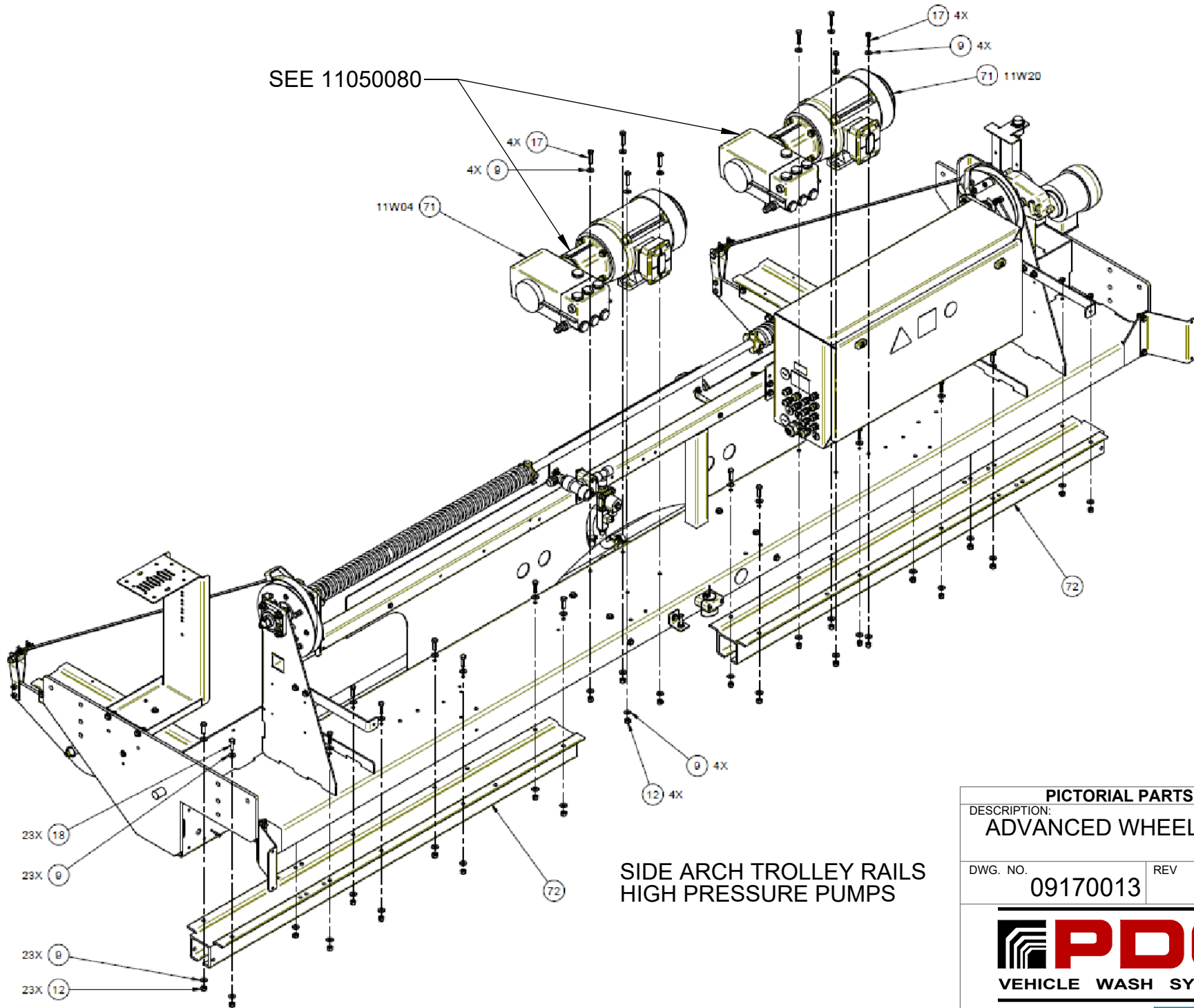
ARCH FLUID MANIFOLDS

<b>PICTORIAL PARTS CATALOG</b>		
DESCRIPTION: <b>ADVANCED WHEEL SCRUBBER</b>		
DWG. NO. <b>09170013</b>	REV <b>07</b>	SHEET <b>7 OF 10</b>
		
<b>VEHICLE WASH SYSTEMS</b>		<small>PART OF OPW</small>
<small>A DOVER COMPANY</small>		



<b>PICTORIAL PARTS CATALOG</b>		
DESCRIPTION: <b>ADVANCED WHEEL SCRUBBER</b>		
DWG. NO.	REV	SHEET
09170013	07	8 OF 10
 		
<b>VEHICLE WASH SYSTEMS</b> <small>PART OF OPW ADOVER COMPANY</small>		





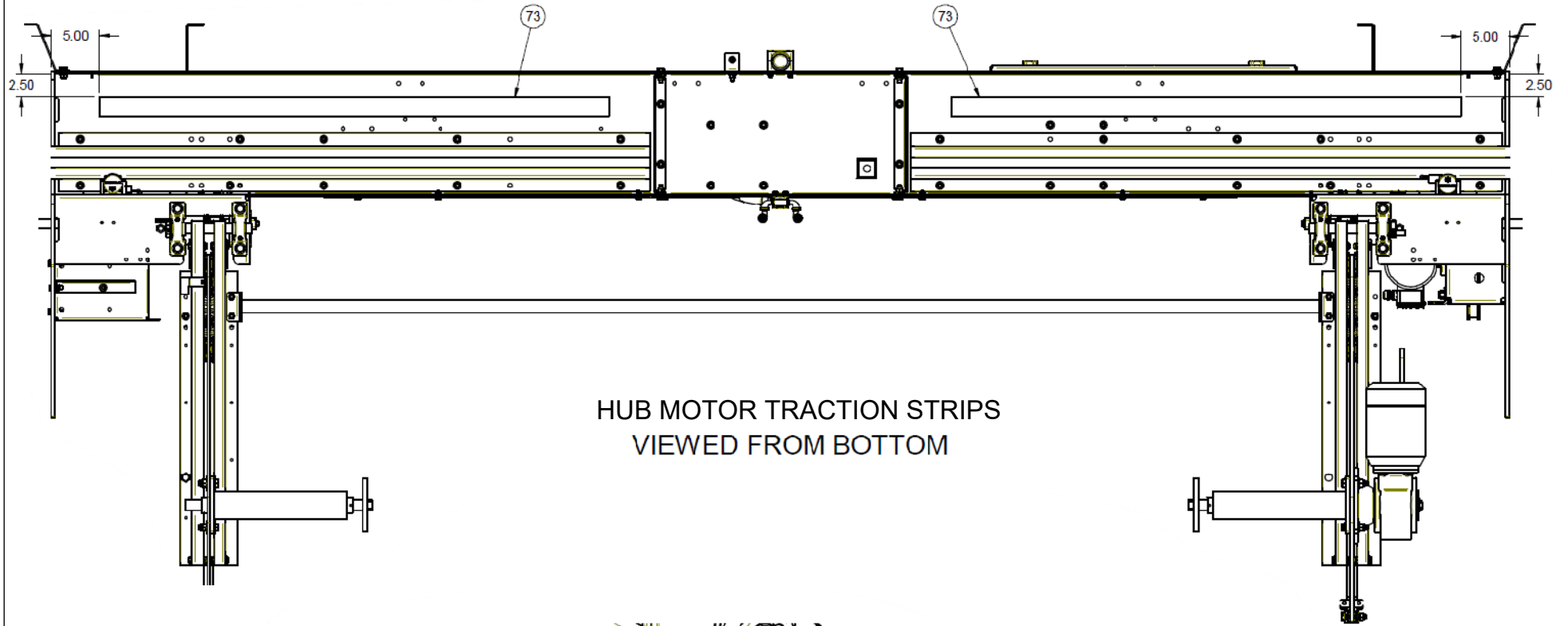
SIDE ARCH TROLLEY RAILS  
HIGH PRESSURE PUMPS

PICTORIAL PARTS CATALOG

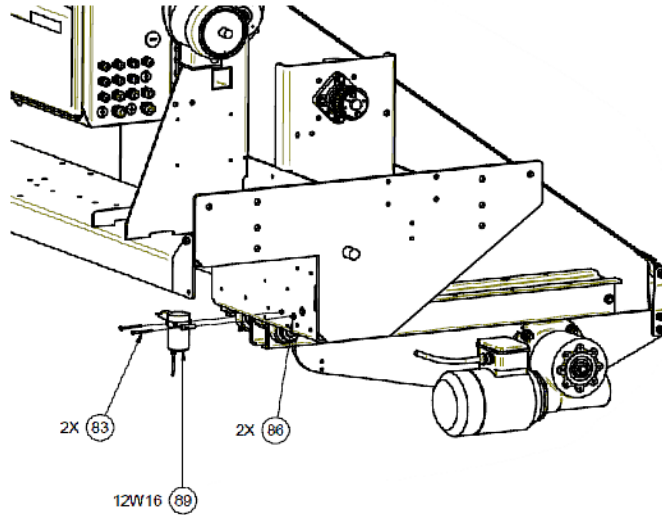
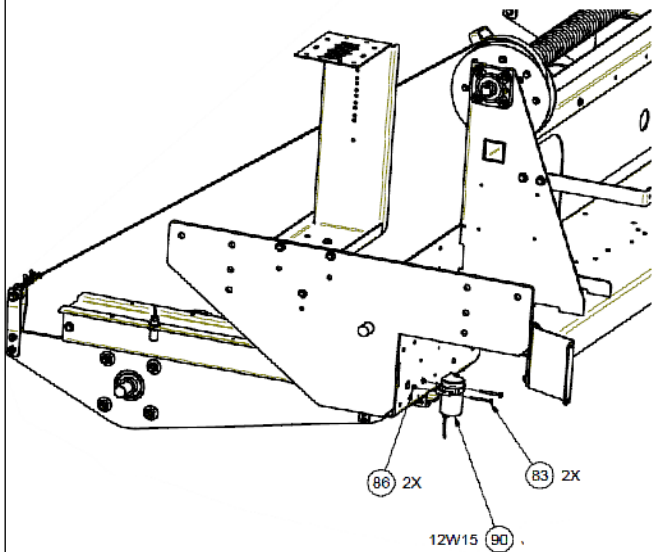
DESCRIPTION:  
ADVANCED WHEEL SCRUBBER

DWG. NO.	REV	SHEET
09170013	07	9 OF 10






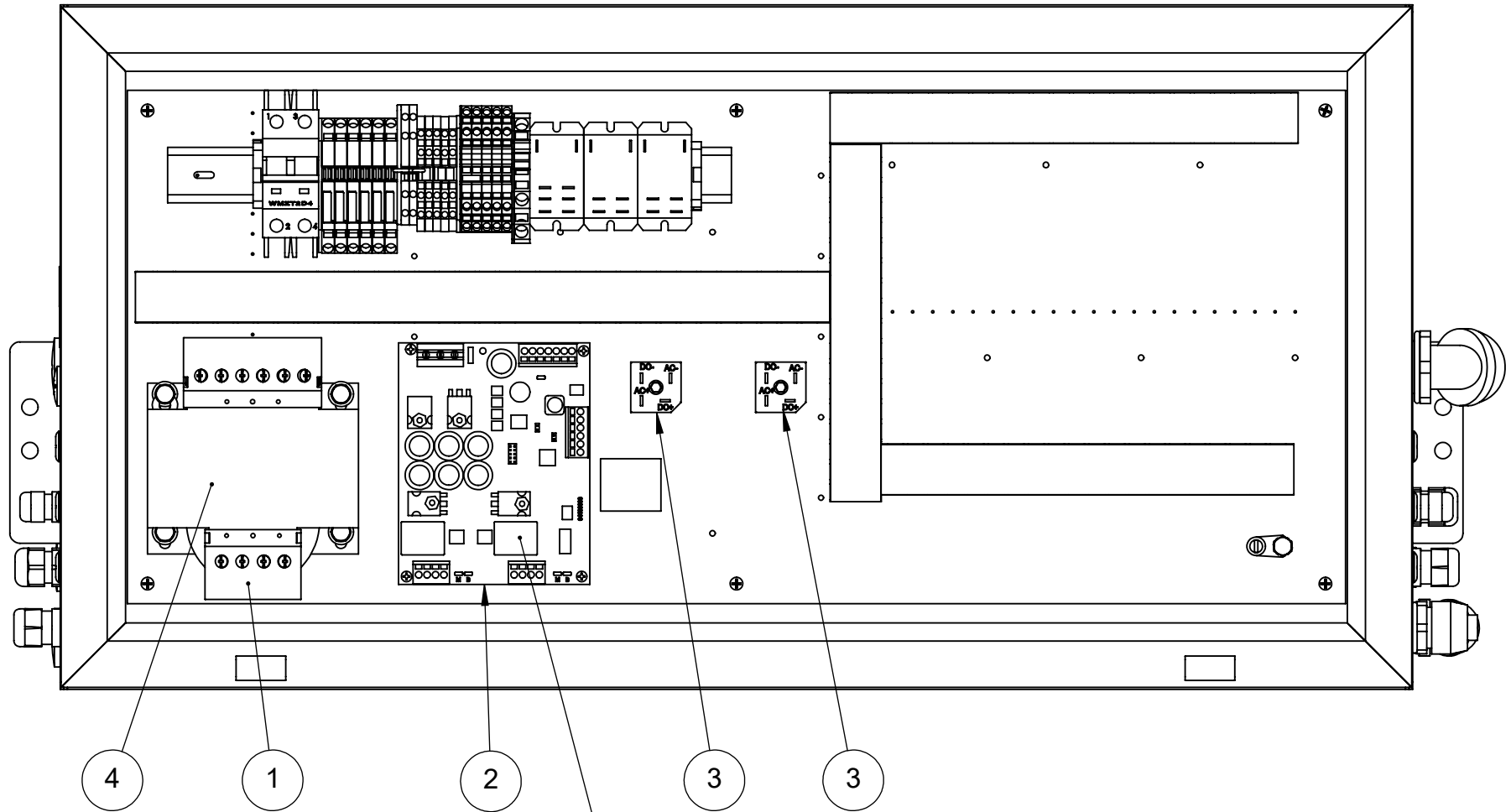


HUB MOTOR TRACTION STRIPS  
VIEWED FROM BOTTOM






STRING POTENTIOMETERS

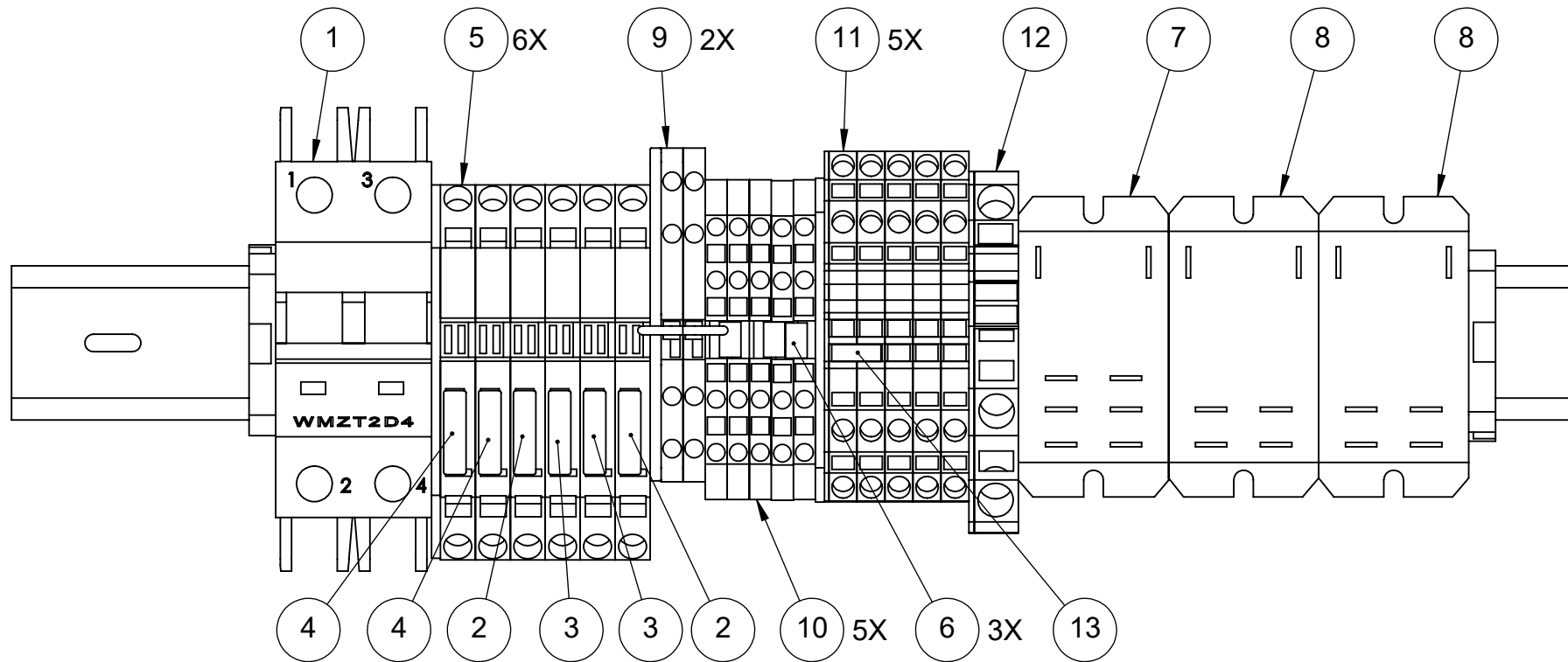
<b>PICTORIAL PARTS CATALOG</b>		
DESCRIPTION: <b>ADVANCED WHEEL SCRUBBER</b>		
DWG. NO.	REV	SHEET
09170013	07	10 OF 10
 		
<b>VEHICLE WASH SYSTEMS</b> <small>PART OF OPW  COMPANY</small>		



RELAY ONLY P/N 04058020

ITEM	PART #	DESCRIPTION
1	06160232	GUARD, TRANSFORMER-TERMINAL, XFMR-04170018
2	04180008	PULSE-WIDTH-DRIVE, DUAL, 5A, 24VDC, 48VAC-IN
3	04590020	RECTIFIER-BRIDGE, SILCONE, SINGLE-PH, 35A
4	04170018	TRANSFORMER, 208-240-480-575, 500VA, 48VCT

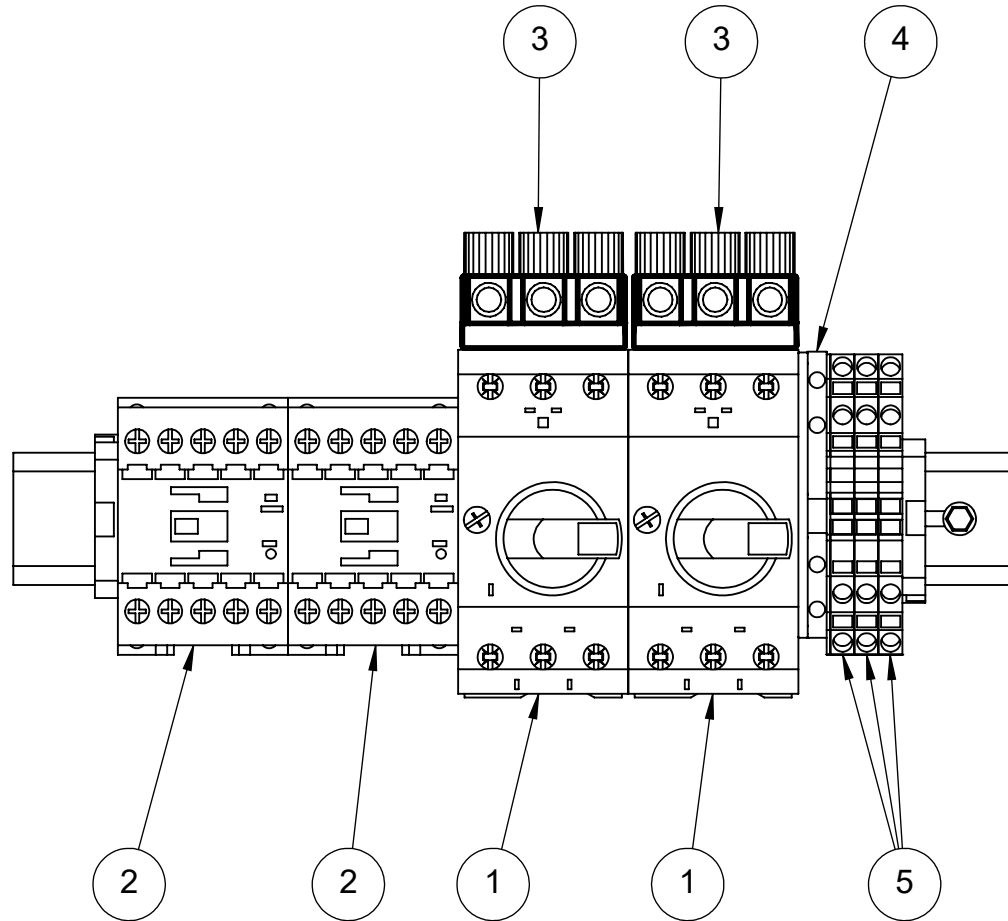
PICTORIAL PARTS CATALOG		
DESCRIPTION: <b>CONTROL-BOX, BACK-BRIDGE, RT300</b>		
DWG. NO. <b>11010093</b>	REV <b>21</b>	SHEET <b>1 OF 5</b>
 		
<b>VEHICLE WASH SYSTEMS</b> <small>PART OF OPW  COMPANY</small>		



ITEM	PART #	DESCRIPTION
1	04110089	CIRCUIT-BREAKER,4A,2P,D,277V,UL489
2	04110033	FUSE,10A,MINI,FAST-ACTING,AUTOMOTIVE
3	04110086	FUSE,15A,MINI,FAST-ACTING,AUTOMOTIVE
4	04110032	FUSE,30A,MINI,FAST-ACTING,AUTOMOTIVE
5	04110031	FUSE-HOLDER,AUTOMOTIVE,TERM-BLK
6	36800	JUMPER,INSULATED,GRAY
7	04050012	RELAY-DPDT,24VAC-COIL,30A-RATED-CONTACTS
8	04050013	RELAY-DPST,24VAC-COIL,30A-RATED-CONTACTS
9	04100024	TERMINAL,GROUND,28-12AWG,4-COND,YEL-GRN
10	36507	TERMINAL-BLK,26-14GA,4P,GRAY
11	04100050	TERMINAL-BLOCK,4P,10-20AWG,30A,GRAY,WAGO
12	04100039	TERMINAL-BLOCK,WAGO,3P,8-20AWG,GRAY
13	04100052	TERMINAL-JUMPER,ADJACENT,WAGO
14	04100096	TERMINAL-JUMPER,WIRE,2P,WAGO



S/N 0749 AND ABOVE

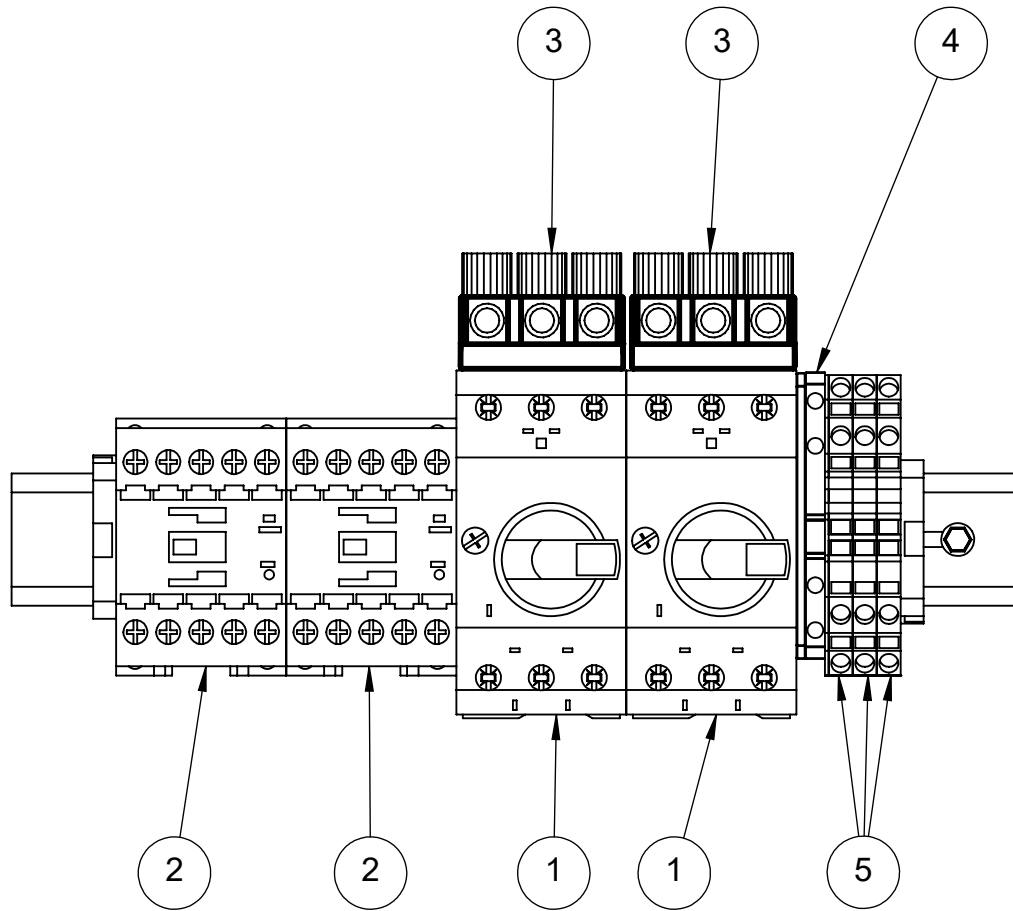
PICTORIAL PARTS CATALOG		
DESCRIPTION: CONTROL-BOX, BACK-BRIDGE, RT300		
DWG. NO. 11010093	REV 21	SHEET 2 OF 5
VEHICLE WASH SYSTEMS <small>PART OF OPW</small>		



**MOTOR CONTROL ASSEMBLY**  
**11010093**  
**208/230V 60HZ**



ITEM	PART #	DESCRIPTION
1	04110108	CIRCUIT-BREAKER,MSP,6.3-10A,65KA,480V
2	04020034	CONTACTOR,12A,24V-50/60HZ,AUX-NO,600V
3	04110103	MSP,PHASE,SEPARATOR,FRAME-SIZE-B
4	04100024	TERMINAL,GROUND,28-12AWG,4-COND,YEL-GRN
5	04100050	TERMINAL-BLOCK,4P,10-20AWG,30A,GRAY,WAGO

PICTORIAL PARTS CATALOG		
DESCRIPTION: CONTROL-BOX, BACK-BRIDGE, RT300		
DWG. NO. 11010093	REV 21	SHEET 3 OF 5
		
VEHICLE WASH SYSTEMS <small>PART OF OPW ADVOVER COMPANY</small>		

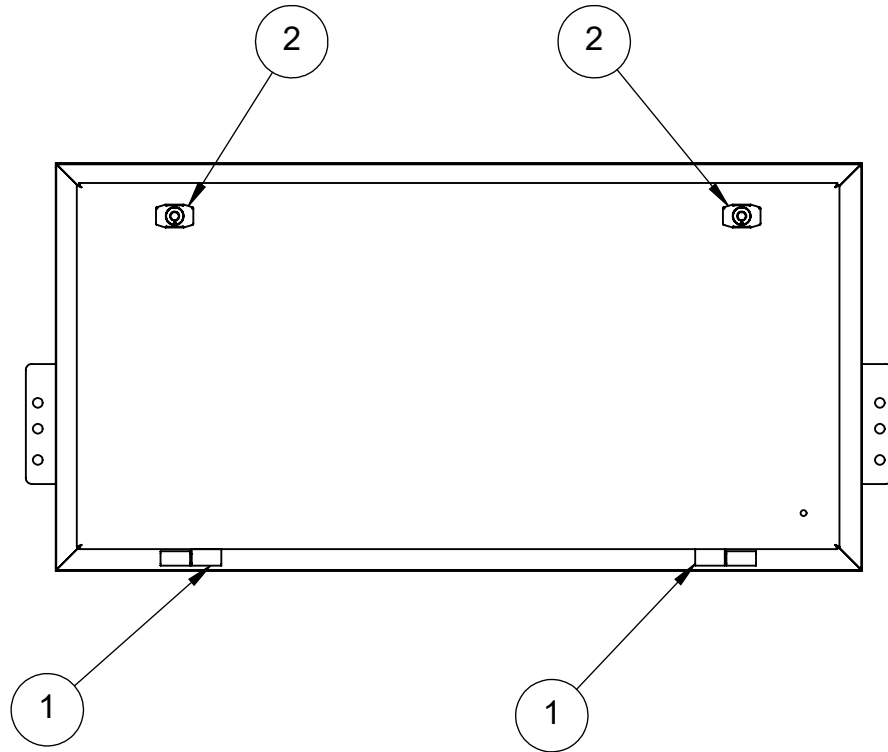





**MOTOR CONTROL ASSEMBLY  
11010104  
380V 50HZ**

ITEM	PART #	DESCRIPTION
1	04110109	CIRCUIT-BREAKER,MSP,4-6.3A,65KA,480V
2	04020034	CONTACTOR,12A,24V-50/60HZ,AUX-NO,600V
3	04110103	MSP,PHASE,SEPARATOR,FRAME-SIZE-B
4	04100024	TERMINAL,GROUND,28-12AWG,4-COND,YEL-GRN
5	04100050	TERMINAL-BLOCK,4P,10-20AWG,30A,GRAY,WAGO

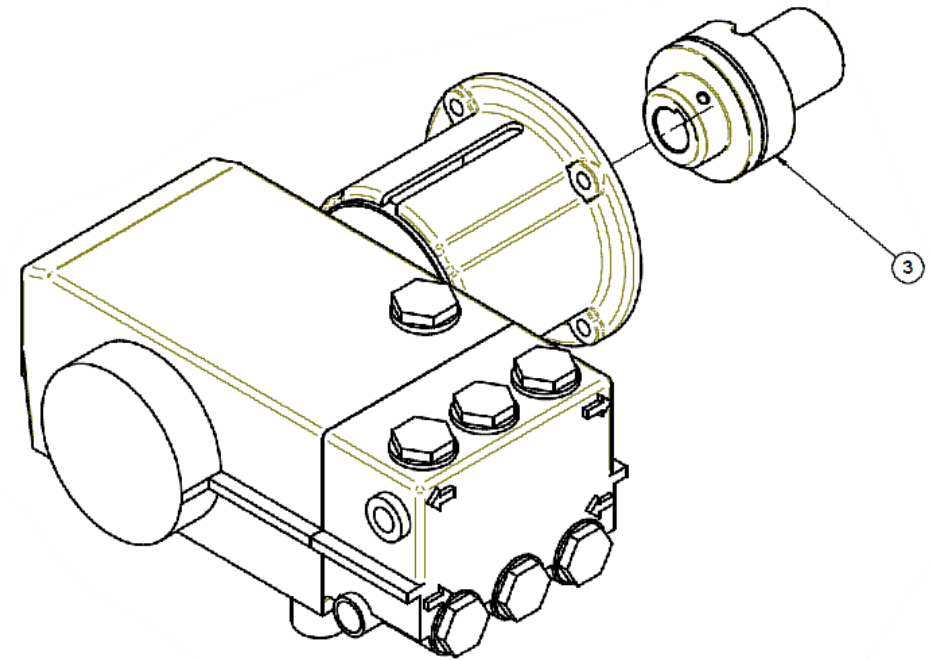
PICTORIAL PARTS CATALOG		
DESCRIPTION: <b>CONTROL-BOX, BACK-BRIDGE, RT300</b>		
DWG. NO. <b>11010093</b>	REV <b>21</b>	SHEET <b>4 OF 5</b>
 		
<b>VEHICLE WASH SYSTEMS</b> <small>PART OF OPW ADOVER COMPANY</small>		

ITEM	PART #	DESCRIPTION
1	06490025	HINGE, LIFT-OFF, IN-LINE, ZINC
2	02050011	LATCH, CAM, SOUTHCO, E3-36-25

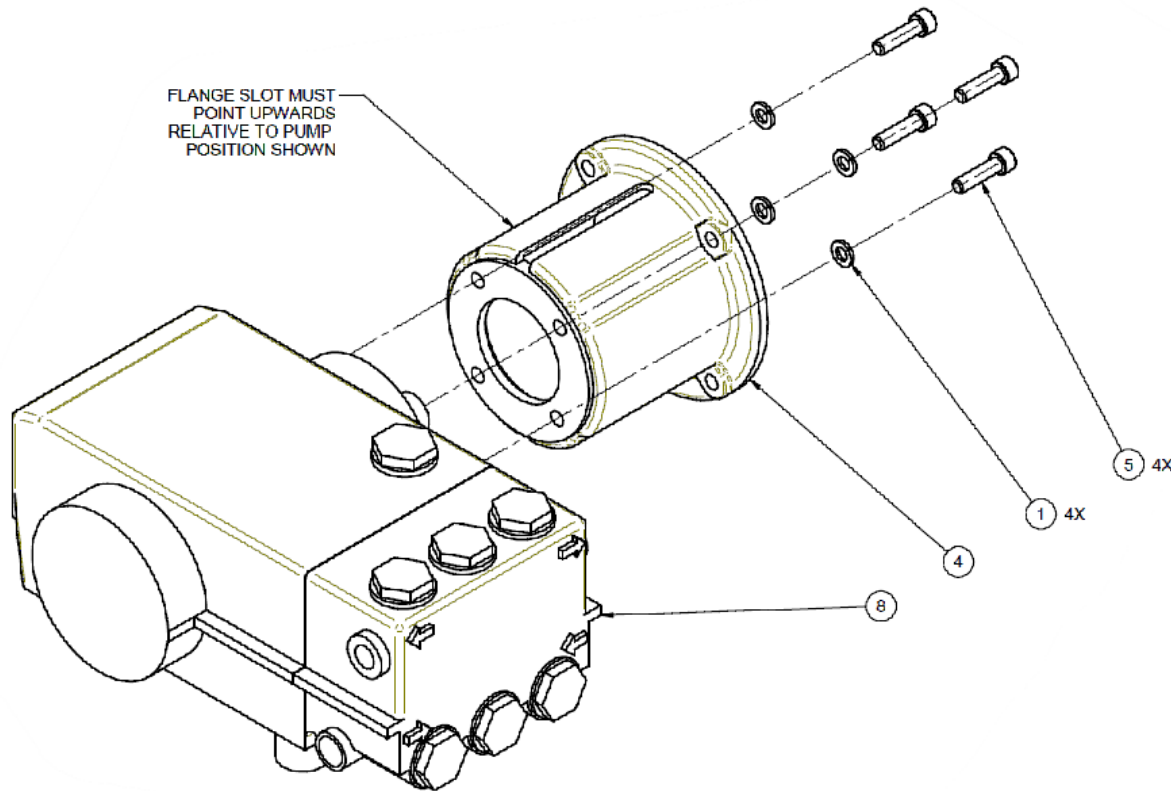


PICTORIAL PARTS CATALOG		
DESCRIPTION: CONTROL-BOX, BACK-BRIDGE, RT300		
DWG. NO. 11010093	REV 21	SHEET 5 OF 5
		
VEHICLE WASH SYSTEMS		
PART OF OPW		




ITEM	PART #	DESCRIPTION
1	71512-LS	WASHER, LOCK, 5/16, SST
2	68122-MHB	HOSE-BARB, 3/4Hx1/2MNPT, BR
3	06200041	DRIVE-COUPLING, 24mmX28mm, AL
4	06200040	FLANGE, PUMP-MOTOR, IEC100L
5	05040226	SCREW, M8x30mm, HSHCS, SST
6	05040022	SCREW, HHCS, M8x20mm, SST
7	04120043	MOTOR, 3HP, 1800, 208-230/460V, IEC100L, TEFC
8	03180038	PUMP, GENERAL, TS1011, 4.8GPM, 1725RPM



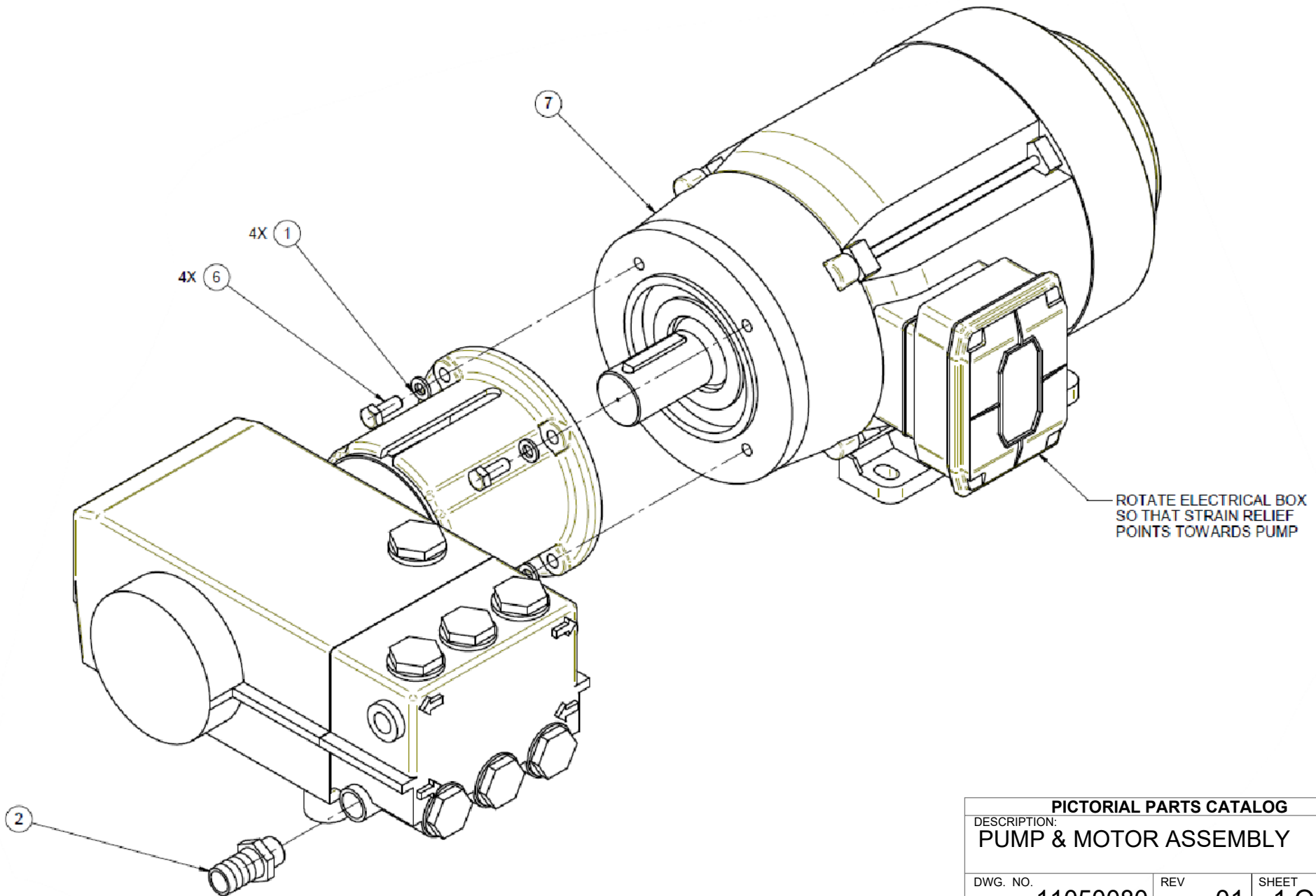
DRIVE COUPLING TO PUMP



FLANGE TO PUMP

<b>PICTORIAL PARTS CATALOG</b>		
DESCRIPTION: <b>PUMP &amp; MOTOR ASSEMBLY</b>		
DWG. NO.	REV	SHEET
11050080	01	1 OF 1
 		
<b>VEHICLE WASH SYSTEMS</b> <small>PART OF OPW  COMPANY</small>		






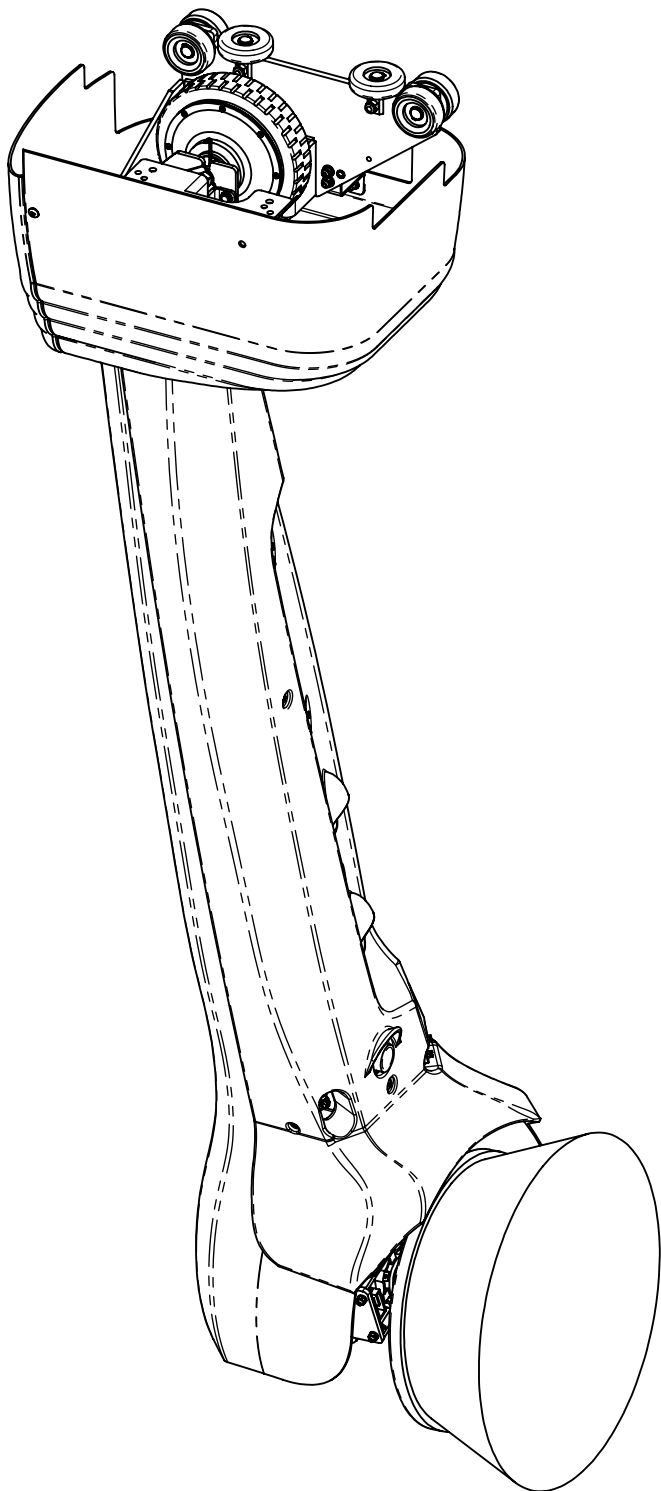


ROTATE ELECTRICAL BOX  
SO THAT STRAIN RELIEF  
POINTS TOWARDS PUMP

### ATTACH MOTOR TO FLANGE

**ASSEMBLY NOTE:**  
AFTER INSTALLING MOTOR TO FLANGE, MAKE SURE THE DRIVE COUPLING HALVES ARE SEATED TOGETHER COMPLETELY. TIGHTEN DRIVE COUPLING SET SCREWS (FOR BOTH PUMP AND MOTOR SHAFTS) THROUGH THE FLANGE SLOT.

<b>PICTORIAL PARTS CATALOG</b>		
DESCRIPTION: <b>PUMP &amp; MOTOR ASSEMBLY</b>		
DWG. NO.	REV	SHEET
11050080	01	1 OF 1
 <b>VEHICLE WASH SYSTEMS</b>		
PART OF OPW		





<b>PICTORIAL PARTS CATALOG</b>		
DESCRIPTION: <b>ADVANCED SIDE ARCH, RT300/310 LEFT HAND</b>		
DWG. NO.	REV	SHEET
11220005	09	1 OF 10

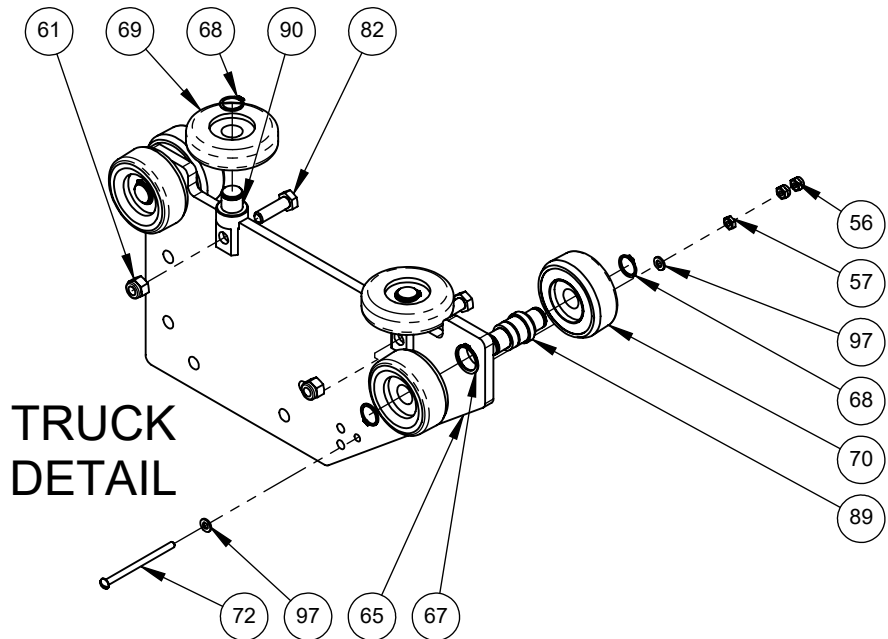
   
**VEHICLE WASH SYSTEMS**  
PART OF OPW 

**CONFIDENTIAL**

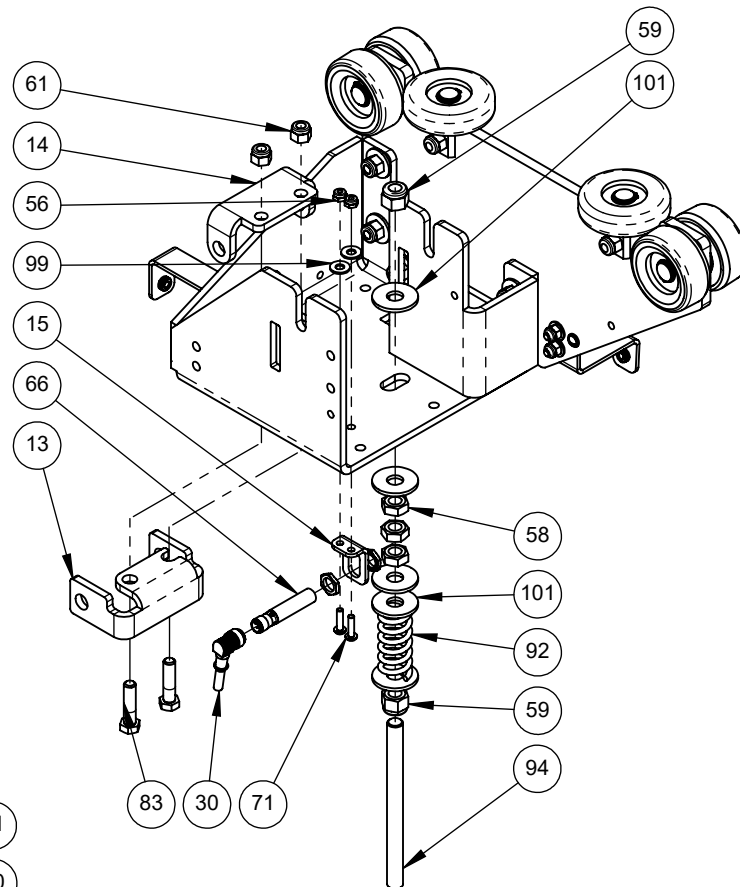
ITEM	PART #	DESCRIPTION
1	05040228	BOLT,3/8-16X1.25,CARRIAGE,SST
2	06140718	BRACKET,COVER,LONG,SIDE-ARCH,TANDEM
3	06140715	BRACKET,COVER,SHORT,SIDE-ARCH,TANDEM
4	06140832	BRACKET,COVER,SHORT,TANDEM,2.65M
5	06140797	BRACKET,COVER,TROLLEY,INNER,REAR,TANDEM
6	06140793	BRACKET,COVER,TROLLEY,OUTER,TANDEM
7	06140717	BRACKET,COVER,UPPER,SIDE-ARCH,TANDEM
8	06140708	BRACKET,E-CHAIN,SIDE-ARCH,BB,TANDEM
9	06140709	BRACKET,HP-MANIFOLD,SIDE-ARCH,BB,TANDEM
10	06140707	BRACKET,IMPACT-SWITCH,BB,TANDEM
11	06140728	BRACKET,KEEPER,SIDE-ARCH,BB,TANDEM
12	06141180	BRACKET,PIVOT,SIDE-ARCH,BB,TANDEM
13	06141174	BRACKET,PIVOT,STIFFENER,LH,TRLY,BB,TANDEM
14	06140738	BRACKET,PIVOT,TROLLEY,BB,TANDEM
15	06140740	BRACKET,PROX,SIDE-ARCH,BB,TANDEM
16	06140710	BRACKET,ROUTING,SIDE-ARCH,BB,TANDEM
17	06140713	BRACKET,SENSOR,SIDE-ARCH,LH,BB,TANDEM
18	06140725	BRACKET,SENSOR,TIRE-SCRUBBER,TANDEM
19	06140675	BRACKET,SIDE-ARCH,LH,BB,TANDEM,RT300
20	06140704	BRACKET,TROLLEY,SIDE-ARCH,LH,BB,TANDEM
21	06140931	BRACKET,WHEEL-SCRUBBER,LS,TANDEM
22	M520490	BRACKET-L,BENT,3.00x4.94,SST
23	06500074	BRUSH,15"DIA,WHEEL-SCRUB
24	67702-S	BUSHING,3/8NPTx1/4NPT,SST
25	75101	CLAMP,HOSE,#6,.38-.50H,SST
26	05050016	CLAMP,PIPE,1-1/4,PP,STANDARD
27	05050065	CLAMP,PIPE,1/4,PP,STANDARD
28	75016	CLAMP,TUBE,1",PP,STANDARD
29	05120023	COLLAR,.75",DOUBLE-SPLIT,SST
30	04080093	CORDSET,12mm,3/20AWG,90°,6m
31	04080350	CORDSET,12mm,5/20AWG,90°,8m
32	67792-4S	COUPLING,1/4NPT,SST
33	06160429	COVER,BACK-BRIDGE,LEFT-MANIFOLD,TANDEM
34	06160269	COVER,SIDE-ARCH,LEFT,OUTSIDE,TANDEM
35	06160324	COVER,TROLLEY,SIDE-ARCH,INNER,LH,RT300
36	06160334	COVER,TROLLEY,SIDE-ARCH,OUTER,LH,TANDEM
37	06060015	CUSHION,ULTRASONIC-MOUNT,SILICONE
38	67489-4B	ELBOW,STREET,3/8NPT,90DEG,SC40,BRS
39	04120064	GEAR-MOTOR,1/8HP,91.6RPM,24VDC,RT-ANGLE
40	05120011	HITCH-PIN,INT,0.120DIA-WIRE,1/2"PIN,SST
41	04120022	HUB-MOTOR,.23HP,123.6RPM,24VDC
42	05120039	KEY,.135x.187x2.75",SST
43	03220214	MANIFOLD,HP,SIDE-ARCH,BB,TANDEM
44	67011-B4S	NIPPLE,1/4NPTx2.00,SC40,SST
45	03230065	NOZZLE,110-06,GRAY,NYL
46	03230068	NOZZLE,110-20,BLACK,NYL
47	03230066	NOZZLE,80-05,BROWN,NYL
48	03230064	NOZZLE,80-10,LIGHT-BLUE,NYL
49	03230056	NOZZLE,BODY,11/16MPSx3/8HB,ELBOW,NYL
50	03230057	NOZZLE,BODY,11/16MPSx3/8HB,TEE,NYL
51	03230060	NOZZLE,CAP,TIP,11/16FPS,NYL
52	64232-4M	NOZZLE,FAN,6508,1/4"NPT,SST
53	03230061	NOZZLE,NUT,11/16FPS,NYL
54	03230077	NOZZLE,ROTATING,20DEG-6.5,BRASS
55	64646-4M	NOZZLE,V-JET,8010,1/4"NPT,SST
56	71009-NFS	NUT,#10-32,HEX,LOCK,SST
57	71009-HFS	NUT,#10-32,HEX,SST
58	71015-JCS	NUT,1/2-13,HEX,JAM,SST
59	71015-NCS	NUT,1/2-13,HEX,LOCK,SST

ITEM	PART #	DESCRIPTION
60	71011-NCS	NUT,1/4-20,HEX,LOCK,SST
61	71013-NCS	NUT,3/8-16,HEX,LOCK,SST
62	05020006	NUT,M6,HEX,LOCK,SST
63	04070004	PHOTO-EYE,THRU-BEAM,RCVR,30mm,BANNER-QS
64	06240292	PLATE,BACKING,GEARMOTOR-MOUNT,TIRE-SCRUB
65	06240311	PLATE,TRUCK,SIDE-ARCH,BB,TANDEM
66	93020	PROX,12mm,SHLD,10-30VDC,NPN
67	05120031	RETAINING-RING,.875,EXT,SST
68	05120030	RETAINING-RING,17mm,EXT,SST
69	06170003	ROLLER,HORIZONTAL,2.88,DELRLN,W/BEARING
70	06170008	ROLLER,TAPERED,2.66,DELRLN,W/BEARING
71	70062-SCS	SCREW,#10-32x.75,PPHMS,SST
72	05040221	SCREW,#10-32x3.00,PRHMS,ZINC-PLT
73	70108-HCS	SCREW,1/4-20x.75,HHCS,SST
74	05040133	SCREW,1/4-20x.75,PTHMS,SST
75	70110-HCS	SCREW,1/4-20x1.00,HHCS,SST
76	70112-SCS	SCREW,1/4-20x1.50,PPHMS,SST
77	05040232	SCREW,1/4-20x1.50,PTHMS,SST
78	70113-SCS	SCREW,1/4-20x1.75,PPHMS,SST
79	70116-SCS	SCREW,1/4-20x2.50,PPHMS,SST
80	70117-HCS	SCREW,1/4-20x2.75,HHCS,SST
81	70118-HCS	SCREW,1/4-20x3.00,HHCS,SST
82	70181-HCS	SCREW,3/8-16x1.25,HHCS,SST
83	70182-HCS	SCREW,3/8-16x1.50,HHCS,SST
84	70184-HCS	SCREW,3/8-16x2.00,HHCS,SST
85	05040028	SCREW,M6x16mm,HHCS,SST
86	05040066	SCREW,M6x25mm,HHCS,SST
87	04420044	SENSOR,ULTRASONIC,75kHz,22"CBL,1.5"DIA
88	06150160	SHAFT,PIVOT,SIDE-ARCH,1.375,BB,TANDEM
89	06150101	SHAFT,ROLLER,HORIZONTAL,BB,TANDEM
90	06150102	SHAFT,ROLLER,VERTICAL,BB,TANDEM
91	06150073	SHAFT,WHEEL-CLEANER,SIDE-ARCH,TANDEM
92	06350002	SPRING,CPRSN,TROLLEY,TIRE-PRESSURE
93	03240007	SWIVEL,3/8,90DEG,BRASS
94	05040222	THREADED-ROD,1/2-13x6.25",SST
95	24588-FO	TUBE-FTG,ELBOW,3/Tx1/4FNPT,COMP,PP
96	03010034	VALVE,CHECK,DIAPH,1/4"Mx1/4",8PSI
97	71509-FS	WASHER,#10,FLAT,SST
98	71515-FS	WASHER,1/2,FLAT,SST,MIL-SPEC
99	71511-FS	WASHER,1/4,FLAT,SST
100	71513-FS	WASHER,3/8,FLAT,1-OD,.083THK,SST
101	05030042	WASHER,M12,FENDER,SST
102	05030020	WASHER,M16,FLAT,SST
103	05030016	WASHER,M6,FLAT,SST

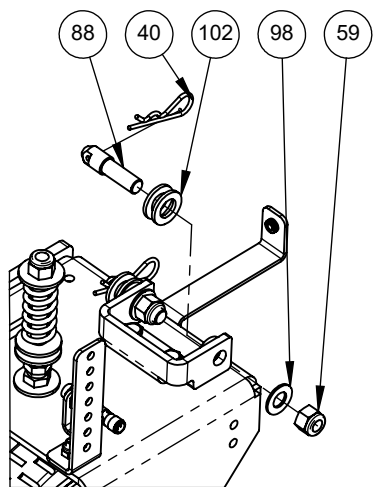
PICTORIAL PARTS CATALOG		
DESCRIPTION: <b>ADVANCED SIDE ARCH, RT300/310 LEFT HAND</b>		
DWG. NO. <b>11220005</b>	REV <b>09</b>	SHEET <b>2 OF 10</b>
 		
<b>VEHICLE WASH SYSTEMS</b> <small>PART OF OPW</small>  <small>COMPANY</small>		



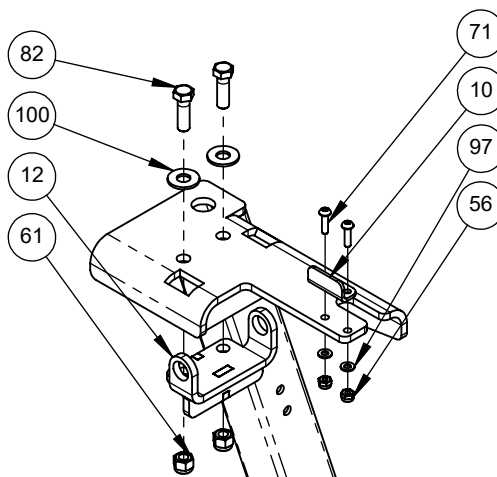
TRUCK  
DETAIL





TROLLEY PIVOT  
BRACKET DETAIL

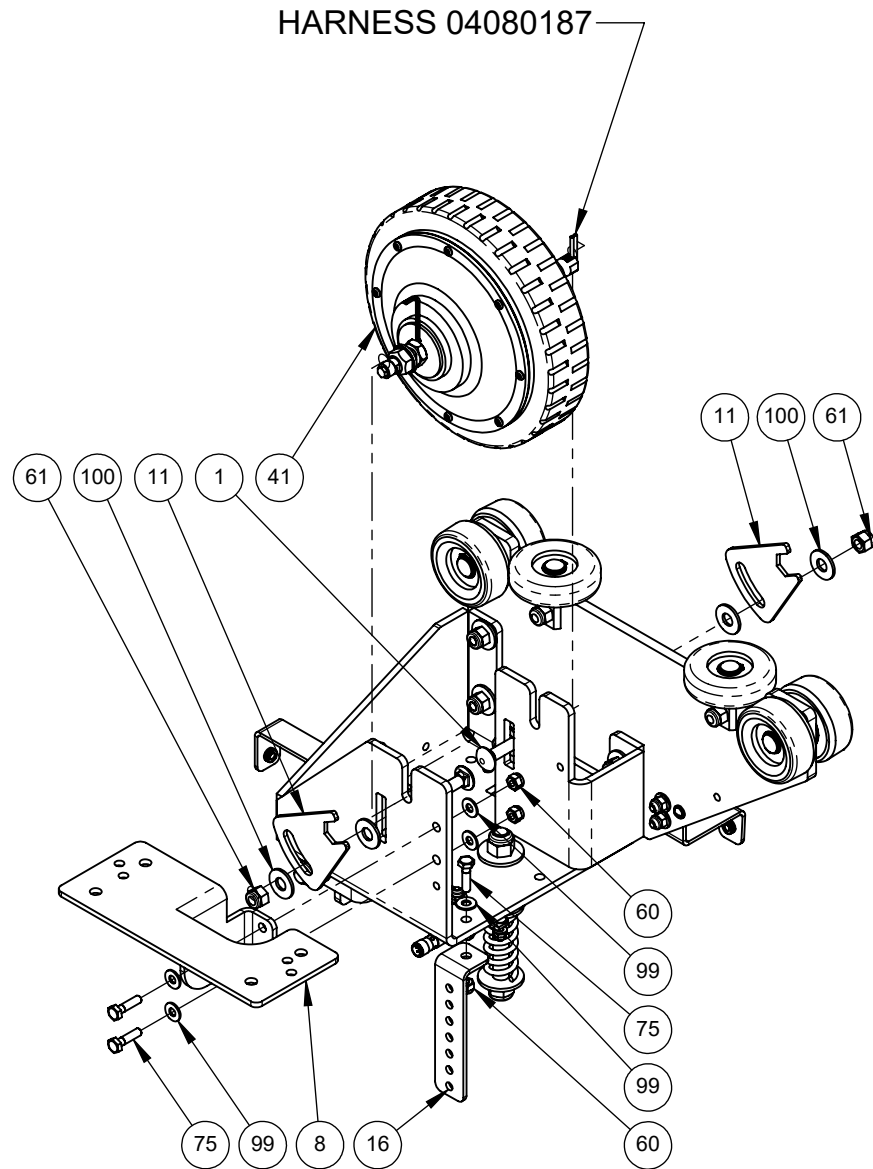


PIVOT PIN DETAIL

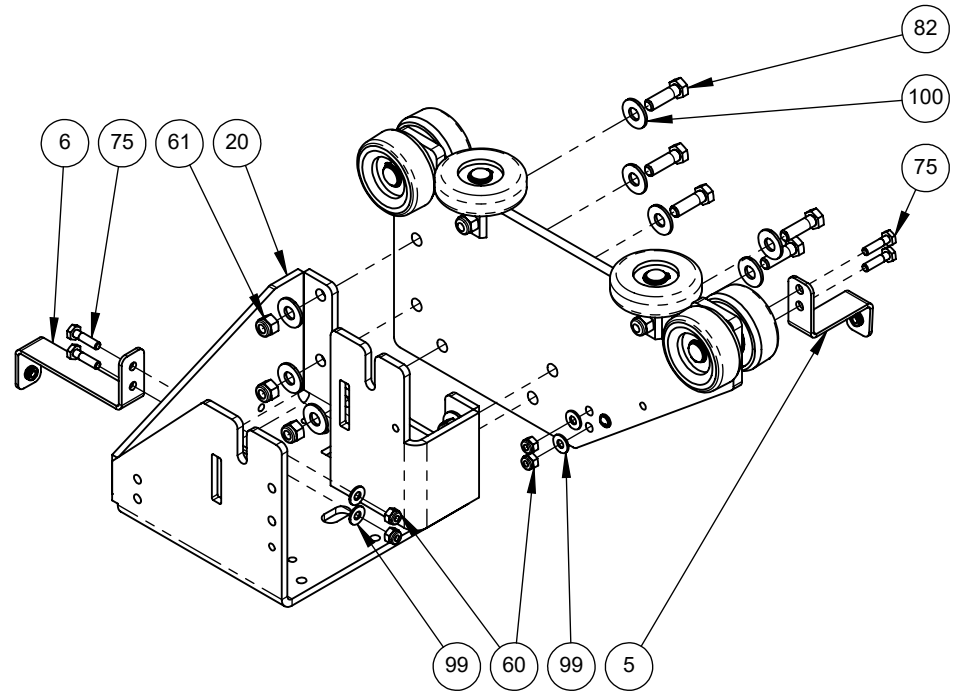


ARCH PIVOT  
BRACKET DETAIL



PICTORIAL PARTS CATALOG		
DESCRIPTION: ADVANCED SIDE ARCH, RT300/310 LEFT HAND		
DWG. NO.	REV	SHEET
11220005	09	3 OF 10
		
VEHICLE WASH SYSTEMS		
PART OF OPW		ADOVER COMPANY

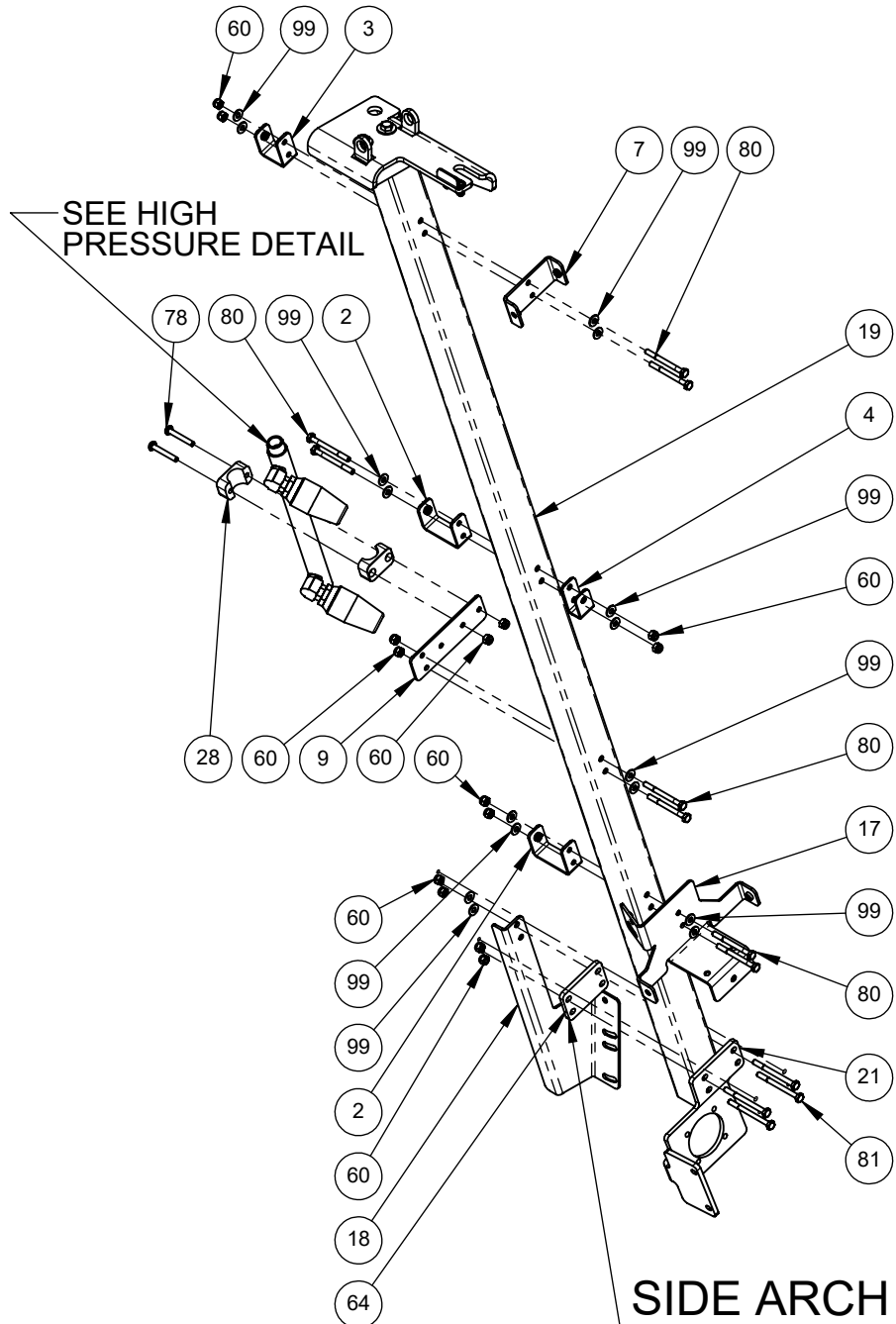


HUB MOTOR DETAIL



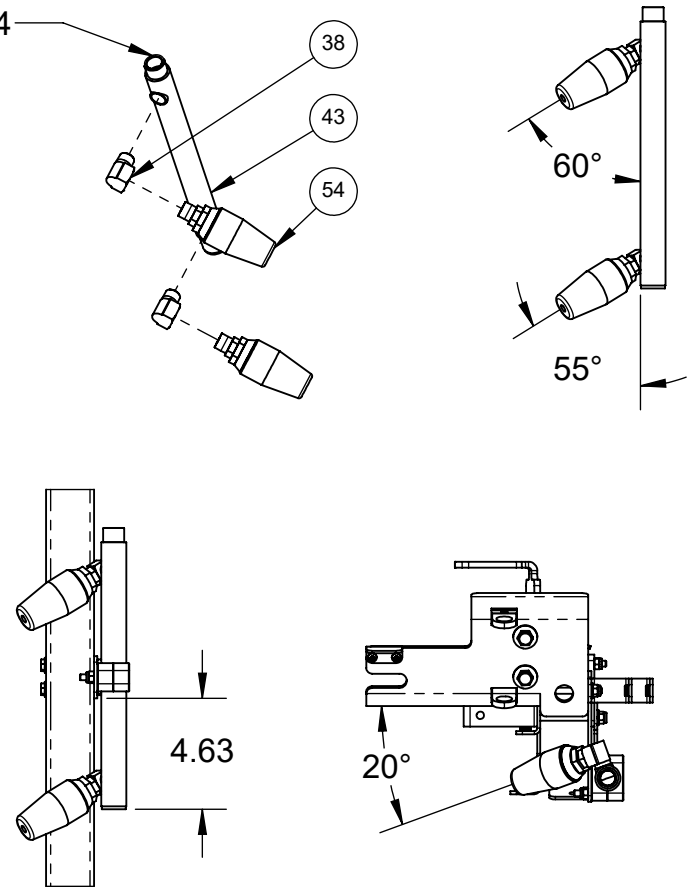
TROLLEY DETAIL

<b>PICTORIAL PARTS CATALOG</b>		
DESCRIPTION: <b>ADVANCED SIDE ARCH, RT300/310 LEFT HAND</b>		
DWG. NO. <b>11220005</b>	REV <b>09</b>	SHEET <b>4 OF 10</b>
		
<b>VEHICLE WASH SYSTEMS</b>		
<small>PART OF OPW</small>		<small>ADOVER COMPANY</small>



SIDE ARCH DETAIL

HOSE  
03340094



HIGH PRESURE NOZZLE DETAIL

SEE WHEEL SCRUB POSITIONING

PICTORIAL PARTS CATALOG		
DESCRIPTION: ADVANCED SIDE ARCH, RT300/310 LEFT HAND		
DWG. NO. 11220005	REV 09	SHEET 5 OF 10
VEHICLE WASH SYSTEMS		
PART OF OPW		ADOVER COMPANY

HOSE  
003340095


- 93
- 29
- 39
- 61
- 100
- 91
- 23

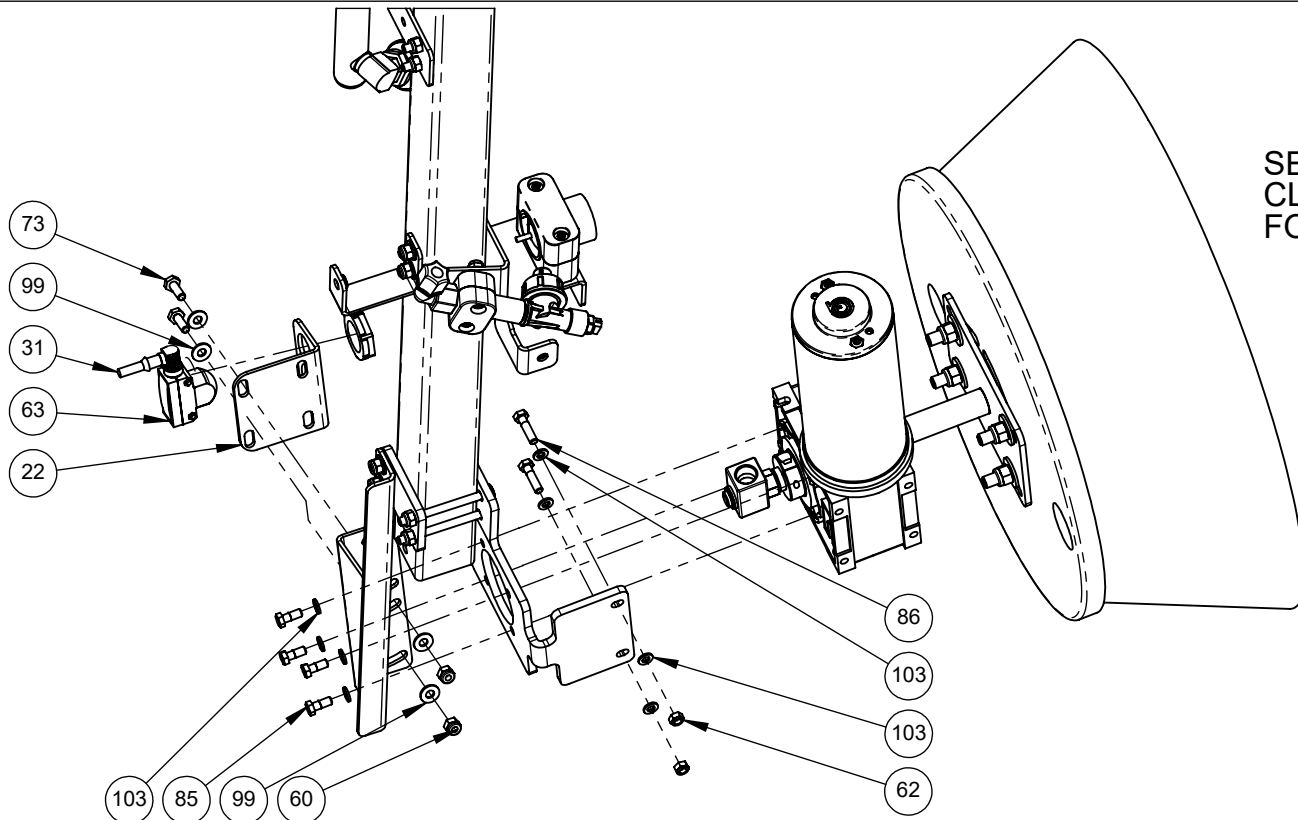
HARNES  
04080145

- 42
- 24
- 55

- 100
- 84

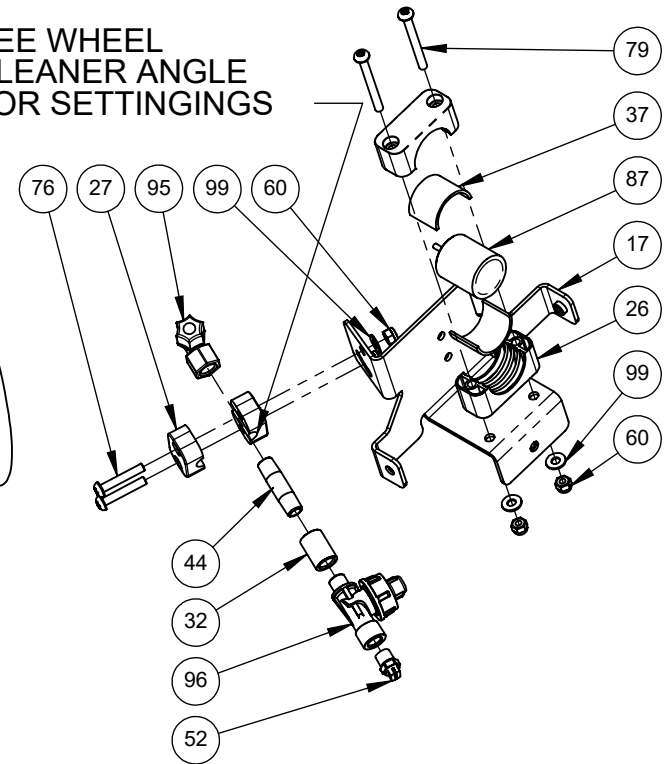
### WHEEL SCRUBBER DETAIL

PICTORIAL PARTS CATALOG		
DESCRIPTION: ADVANCED SIDE ARCH, RT300/310 LEFT HAND		
DWG. NO.	REV	SHEET
11220005	09	6 OF 10
 <b>VEHICLE WASH SYSTEMS</b>		
<small>PART OF OPW</small> <small>ADOVER COMPANY</small>		

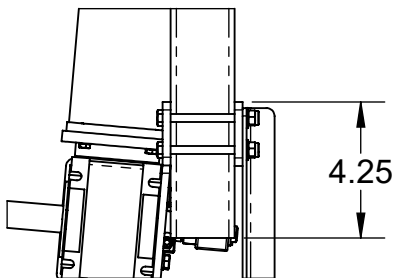


WHEEL SCRUBBER ATTACHMENT DETAIL

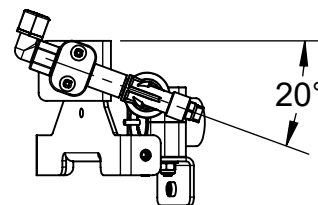
SEE WHEEL CLEANER ANGLE FOR SETTINGS



WHEEL CLEANER AND SIDE SENSOR DETAIL



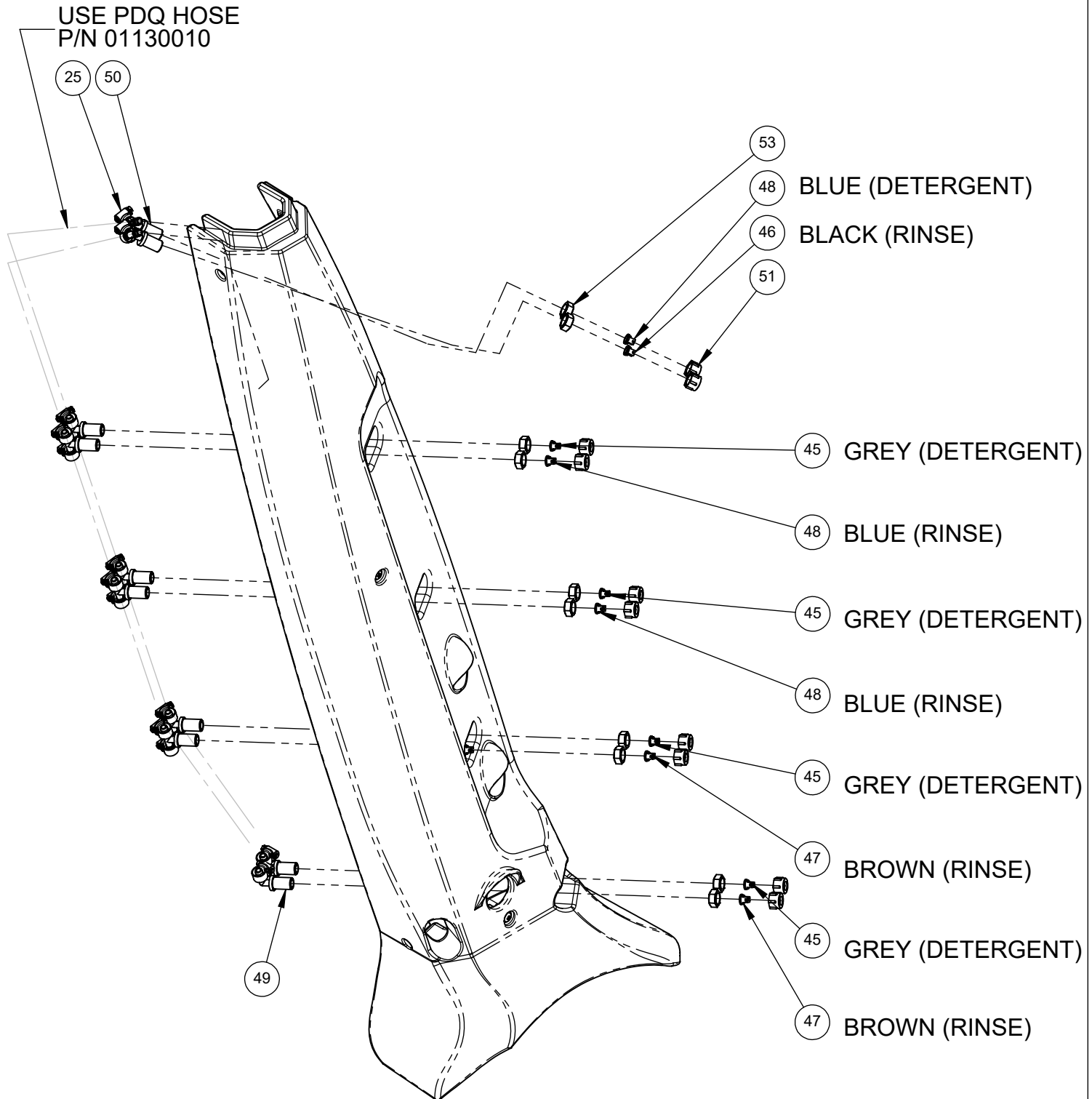
WHEEL SCRUBBER POSITION



WHEEL CLEANER ANGLE

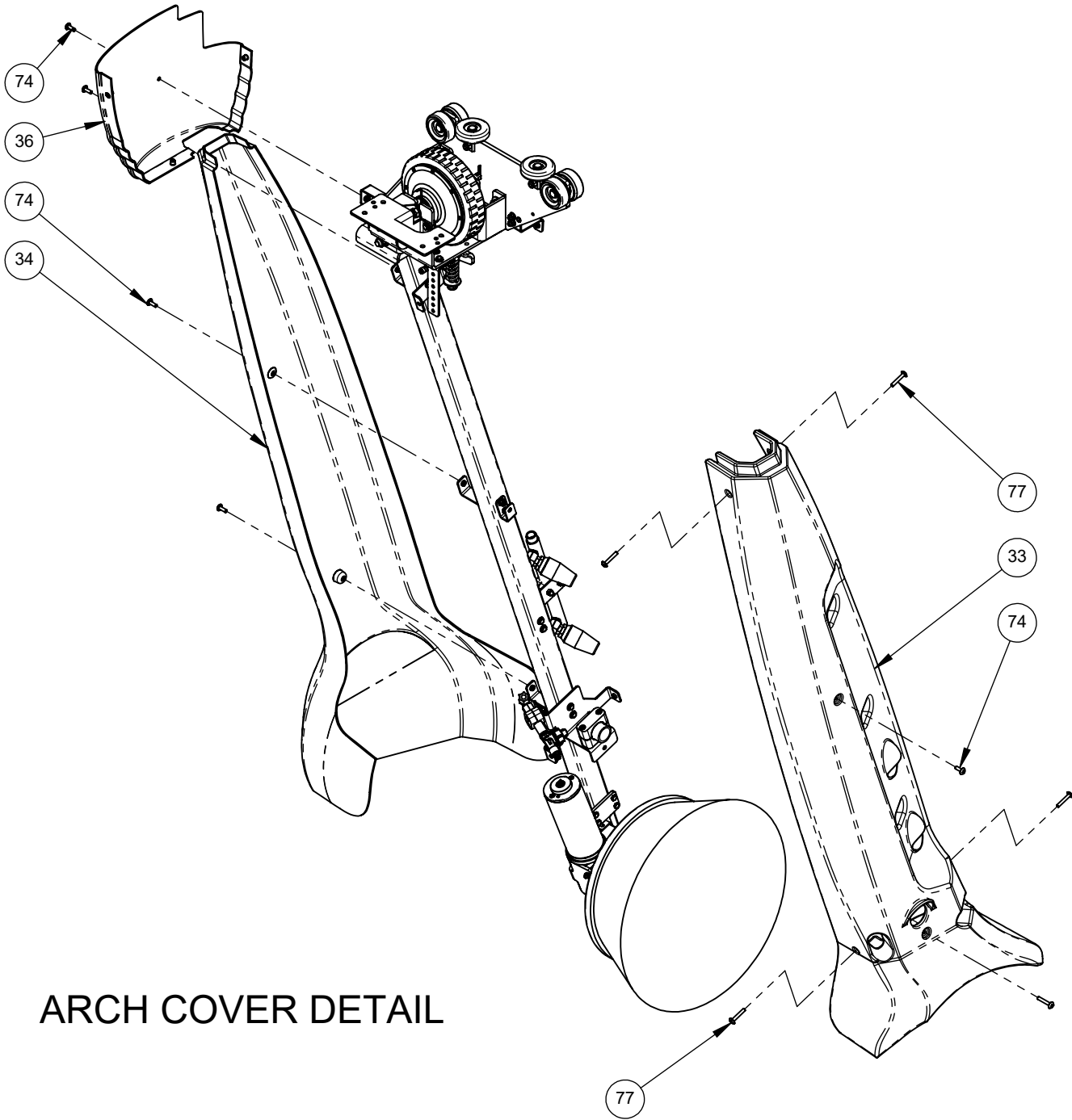
PICTORIAL PARTS CATALOG		
DESCRIPTION: ADVANCED SIDE ARCH, RT300/310 LEFT HAND		
DWG. NO. 11220005	REV 09	SHEET 7 OF 10
VEHICLE WASH SYSTEMS		
PART OF OPW		ADOVER COMPANY





COVER NOZZLE  
DETAIL

PICTORIAL PARTS CATALOG		
DESCRIPTION: ADVANCED SIDE ARCH, RT300/310 LEFT HAND		
DWG. NO. 11220005	REV 09	SHEET 8 OF 10



ARCH COVER DETAIL

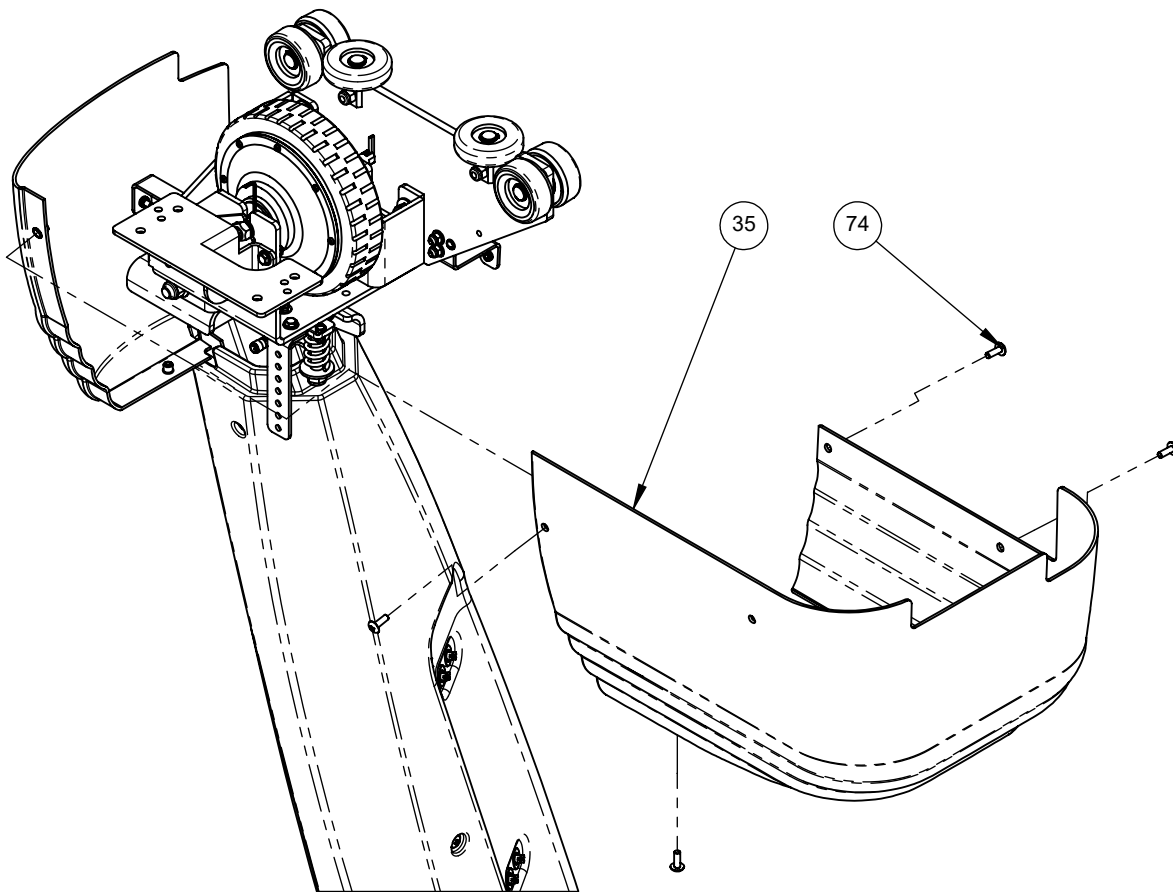
PICTORIAL PARTS CATALOG

DESCRIPTION:  
 ADVANCED SIDE ARCH, RT300/310  
 LEFT HAND

DWG. NO.	REV	SHEET
11220005	09	9 OF 10



PART OF OPW  DOVER COMPANY



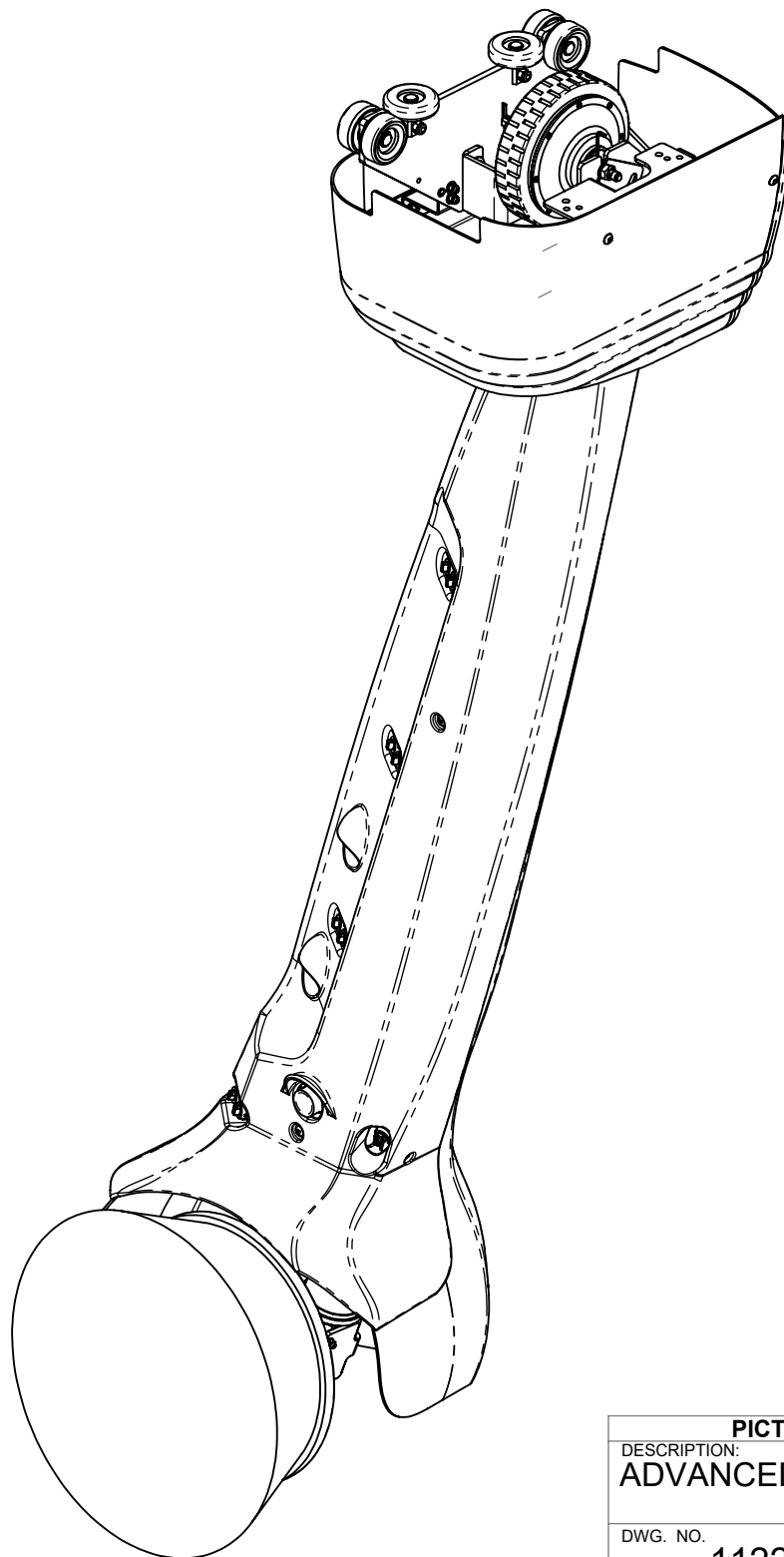
TROLLEY COVER  
DETAIL

PICTORIAL PARTS CATALOG		
DESCRIPTION: ADVANCED SIDE ARCH, RT300/310 LEFT HAND		
DWG. NO.	REV	SHEET
11220005	09	10 OF 10



PART OF OPW

A DOVER COMPANY



<b>PICTORIAL PARTS CATALOG</b>		
DESCRIPTION: <b>ADVANCED SIDE ARCH, RT300/310 RIGHT HAND</b>		
DWG. NO.	REV	SHEET
11220006	08	1 OF 10




PART OF OPW

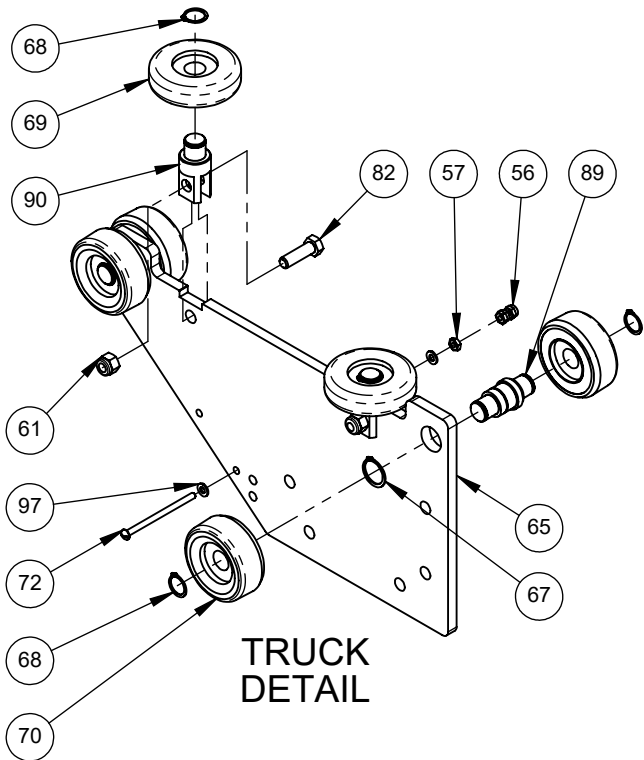
A DOVER COMPANY

**CONFIDENTIAL**

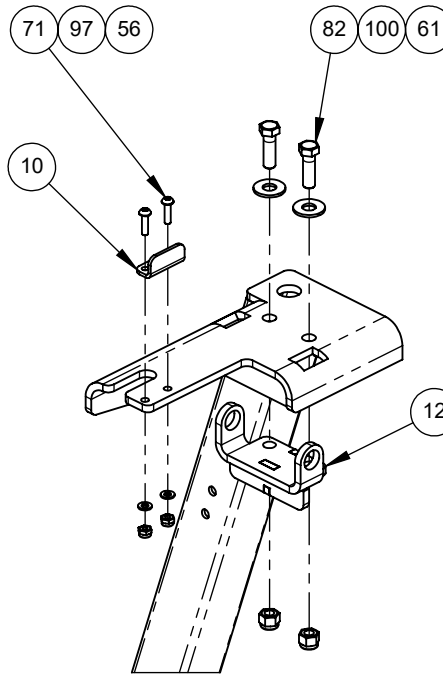
ITEM	PART #	DESCRIPTION
1	05040228	BOLT,3/8-16X1.25,CARRIAGE,SST
2	06140718	BRACKET,COVER,LONG,SIDE-ARCH,TANDEM
3	06140715	BRACKET,COVER,SHORT,SIDE-ARCH,TANDEM
4	06140832	BRACKET,COVER,SHORT,TANDEM,2.65M
5	06140797	BRACKET,COVER,TROLLEY,INNER,REAR,TANDEM
6	06140793	BRACKET,COVER,TROLLEY,OUTER,TANDEM
7	06140717	BRACKET,COVER,UPPER,SIDE-ARCH,TANDEM
8	06140708	BRACKET,E-CHAIN,SIDE-ARCH,BB,TANDEM
9	06140709	BRACKET,HP-MANIFOLD,SIDE-ARCH,BB,TANDEM
10	06140707	BRACKET,IMPACT-SWITCH,BB,TANDEM
11	06140728	BRACKET,KEEPER,SIDE-ARCH,BB,TANDEM
12	06141180	BRACKET,PIVOT,SIDE-ARCH,BB,TANDEM
13	06141179	BRACKET,PIVOT,STIFFENER,RH,TRLY,BB,TANDEM
14	06140738	BRACKET,PIVOT,TROLLEY,BB,TANDEM
15	06140740	BRACKET,PROX,SIDE-ARCH,BB,TANDEM
16	06140710	BRACKET,ROUTING,SIDE-ARCH,BB,TANDEM
17	06140712	BRACKET,SENSOR,SIDE-ARCH,RH,BB,TANDEM
18	06140725	BRACKET,SENSOR,TIRE-SCRUBBER,TANDEM
19	06140676	BRACKET,SIDE-ARCH,RH,BB,TANDEM,RT300
20	06140705	BRACKET,TROLLEY,SIDE-ARCH,RH,BB,TANDEM
21	06140932	BRACKET,WHEEL-SCRUBBER,RS,TANDEM
22	M520490	BRACKET-L,BENT,3.00x4.94,SST
23	06500074	BRUSH,15"DIA,WHEEL-SCRUB
24	67702-S	BUSHING,3/8NPTx1/4NPT,SST
25	75101	CLAMP,HOSE,#6,.38-.50H,SST
26	05050016	CLAMP,PIPE,1-1/4,PP,STANDARD
27	05050065	CLAMP,PIPE,1/4,PP,STANDARD
28	75016	CLAMP,TUBE,1",PP,STANDARD
29	05120023	COLLAR,.75",DOUBLE-SPLIT,SST
30	04080093	CORDSET,12mm,3/20AWG,90°,6m
31	04080350	CORDSET,12mm,5/20AWG,90°,8m
32	67792-4S	COUPLING,1/4NPT,SST
33	06160428	COVER,BACK-BRIDGE,RIGHT-MANIFOLD,TANDEM
34	06160270	COVER,SIDE-ARCH,RIGHT,OUTSIDE,TANDEM
35	06160325	COVER,TROLLEY,SIDE-ARCH,INNER,RH,RT300
36	06160335	COVER,TROLLEY,SIDE-ARCH,OUTER,RH,TANDEM
37	06060015	CUSHION,ULTRASONIC-MOUNT,SILICONE
38	67489-4B	ELBOW,STREET,3/8NPT,90DEG,SC40,BRS
39	04120064	GEAR-MOTOR,1/8HP,91.6RPM,24VDC,RT-ANGLE
40	05120011	HITCH-PIN,INT,0.120DIA-WIRE,1/2"PIN,SST
41	04120022	HUB-MOTOR,.23HP,123.6RPM,24VDC
42	05120039	KEY,.135x.187x2.75",SST
43	03220214	MANIFOLD,HP,SIDE-ARCH,BB,TANDEM
44	67011-B4S	NIPPLE,1/4NPTx2.00,SC40,SST
45	03230065	NOZZLE,110-06,GRAY,NYL
46	03230068	NOZZLE,110-20,BLACK,NYL
47	03230066	NOZZLE,80-05,BROWN,NYL
48	03230064	NOZZLE,80-10,LIGHT-BLUE,NYL
49	03230056	NOZZLE,BODY,11/16MPSx3/8HB,ELBOW,NYL
50	03230057	NOZZLE,BODY,11/16MPSx3/8HB,TEE,NYL
51	03230060	NOZZLE,CAP,TIP,11/16FPS,NYL
52	64232-4M	NOZZLE,FAN,6508,1/4"NPT,SST
53	03230061	NOZZLE,NUT,11/16FPS,NYL
54	03230077	NOZZLE,ROTATING,20DEG-6.5.BRASS
55	64646-4M	NOZZLE,V-JET,8010,1/4"NPT,SST
56	71009-NFS	NUT,#10-32,HEX,LOCK,SST
57	71009-HFS	NUT,#10-32,HEX,SST
58	71015-JCS	NUT,1/2-13,HEX,JAM,SST
59	71015-NCS	NUT,1/2-13,HEX,LOCK,SST

ITEM	PART #	DESCRIPTION
60	71011-NCS	NUT,1/4-20,HEX,LOCK,SST
61	71013-NCS	NUT,3/8-16,HEX,LOCK,SST
62	05020006	NUT,M6,HEX,LOCK,SST
63	04070003	PHOTO-EYE,THRU-BEAM,XMTR,30mm,BANNER-QS
64	06240292	PLATE,BACKING,GEARMOTOR-MOUNT,TIRE-SCRUB
65	06240311	PLATE,TRUCK,SIDE-ARCH,BB,TANDEM
66	93020	PROX,12mm,SHLD,10-30VDC,NPN
67	05120031	RETAINING-RING,.875,EXT,SST
68	05120030	RETAINING-RING,17mm,EXT,SST
69	06170003	ROLLER,HORIZONTAL,2.88,DELTRIN,W/BEARING
70	06170008	ROLLER,TAPERED,2.66,DELTRIN,W/BEARING
71	70062-SCS	SCREW,#10-32x.75,PPHMS,SST
72	05040221	SCREW,#10-32x3.00,PRHMS,ZINC-PLT
73	70108-HCS	SCREW,1/4-20x.75,HHCS,SST
74	05040133	SCREW,1/4-20x.75,PTHMS,SST
75	70110-HCS	SCREW,1/4-20x1.00,HHCS,SST
76	70112-SCS	SCREW,1/4-20x1.50,PPHMS,SST
77	05040232	SCREW,1/4-20x1.50,PTHMS,SST
78	70113-SCS	SCREW,1/4-20x1.75,PPHMS,SST
79	70116-SCS	SCREW,1/4-20x2.50,PPHMS,SST
80	70117-HCS	SCREW,1/4-20x2.75,HHCS,SST
81	70119-HCS	SCREW,1/4-20x3.25,HHCS,SST
82	70181-HCS	SCREW,3/8-16x1.25,HHCS,SST
83	70182-HCS	SCREW,3/8-16x1.50,HHCS,SST
84	70184-HCS	SCREW,3/8-16x2.00,HHCS,SST
85	05040028	SCREW,M6x16mm,HHCS,SST
86	05040066	SCREW,M6x25mm,HHCS,SST
87	04420044	SENSOR,ULTRASONIC,75kHz,22"CBL,1.5"DIA
88	06150160	SHAFT,PIVOT,SIDE-ARCH,1.375,BB,TANDEM
89	06150101	SHAFT,ROLLER,HORIZONTAL,BB,TANDEM
90	06150102	SHAFT,ROLLER,VERTICAL,BB,TANDEM
91	06150073	SHAFT,WHEEL-CLEANER,SIDE-ARCH,TANDEM
92	06350002	SPRING,CPRSN,TROLLEY,TIRE-PRESSURE
93	03240007	SWIVEL,3/8,90DEG,BRASS
94	05040222	THREADED-ROD,1/2-13x6.25",SST
95	24588-FO	TUBE-FTG,ELBOW,3/Tx1/4FNPT,COMP,PP
96	03010034	VALVE,CHECK,DIAPH,1/4"Mx1/4",8PSI
97	71509-FS	WASHER,#10,FLAT,SST
98	71515-FS	WASHER,1/2,FLAT,SST,MIL-SPEC
99	71511-FS	WASHER,1/4,FLAT,SST
100	71513-FS	WASHER,3/8,FLAT,1-OD,.083THK,SST
101	05030042	WASHER,M12,FENDER,SST
102	05030020	WASHER,M16,FLAT,SST
103	05030016	WASHER,M6,FLAT,SST

PICTORIAL PARTS CATALOG		
DESCRIPTION: <b>ADVANCED SIDE ARCH, RT300/310 RIGHT HAND</b>		
DWG. NO. <b>11220006</b>	REV <b>08</b>	SHEET <b>2 OF 10</b>
 <b>VEHICLE WASH SYSTEMS</b>		
<small>PART OF OPW</small> 		

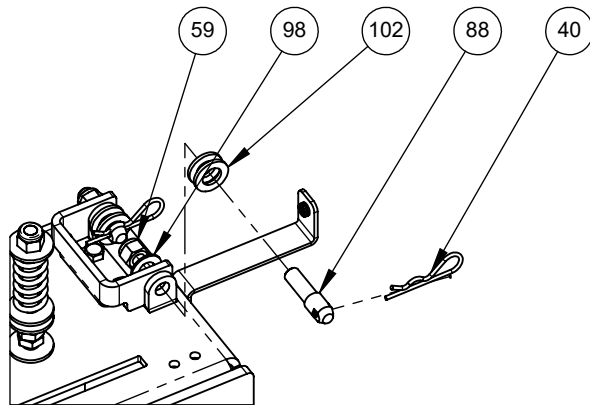
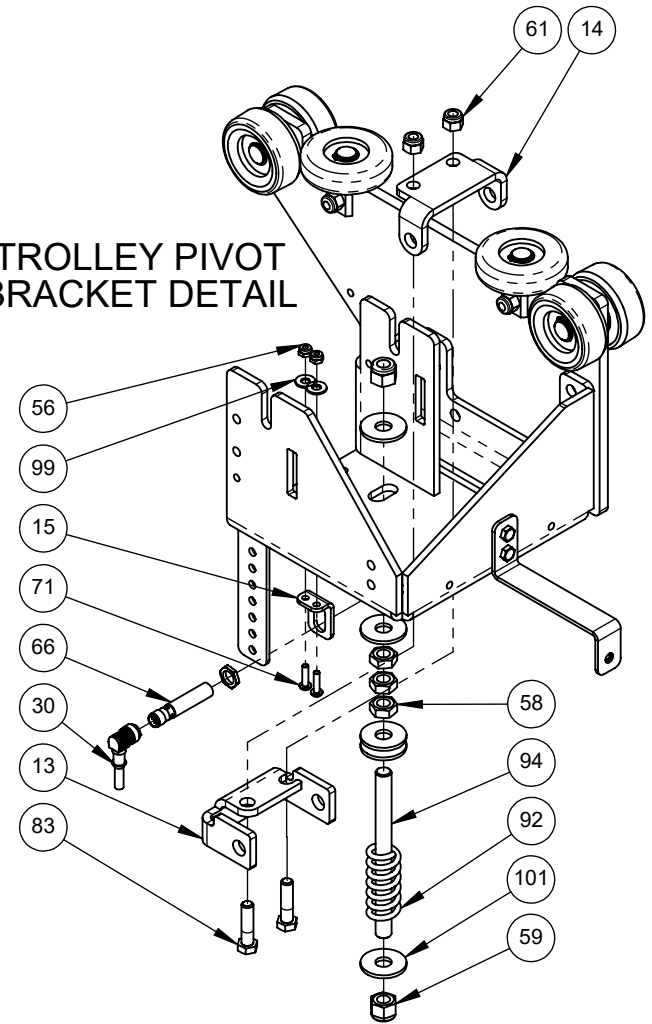


TRUCK  
DETAIL



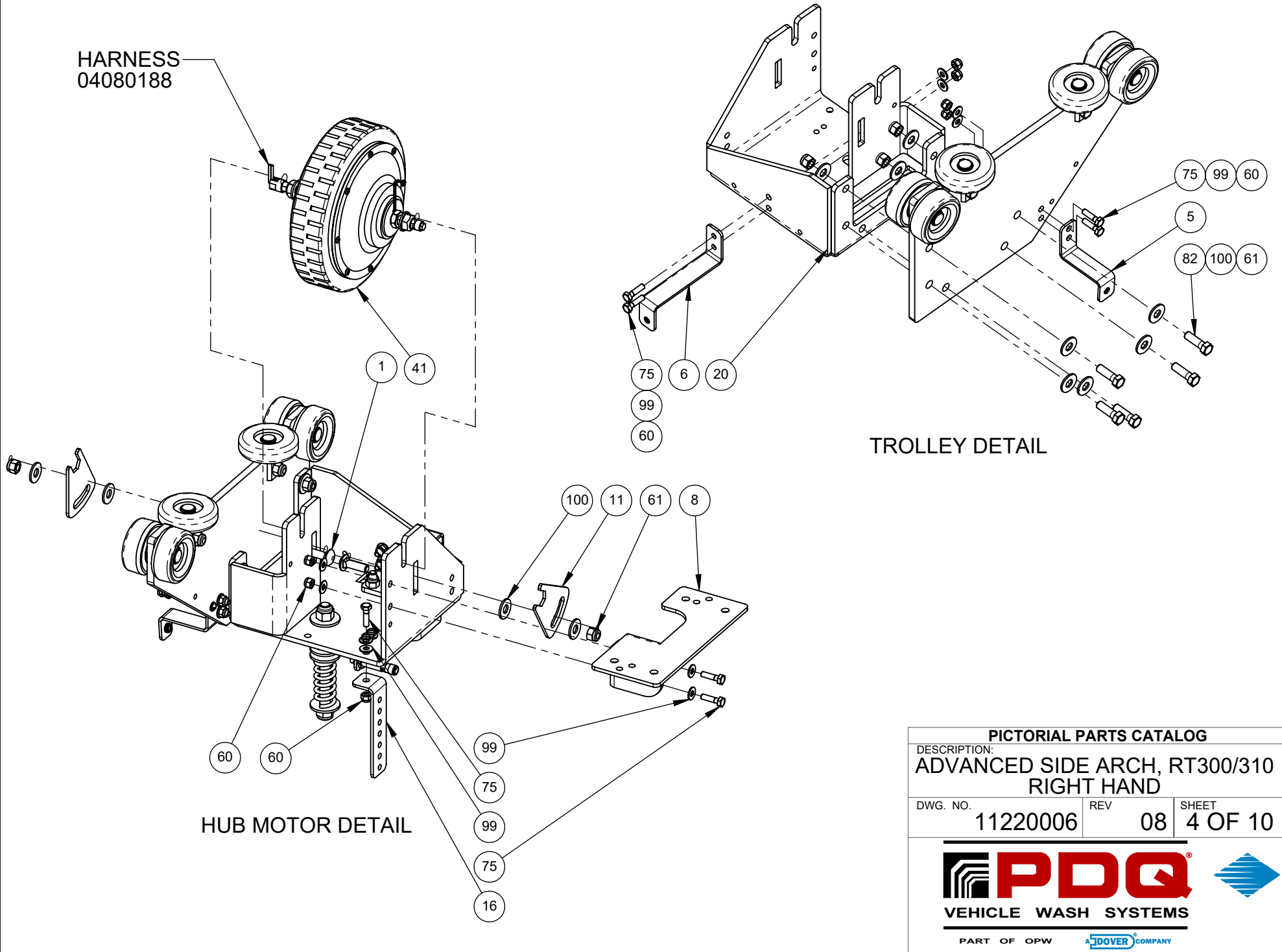
ARCH PIVOT  
BRACKET DETAIL



TROLLEY PIVOT  
BRACKET DETAIL

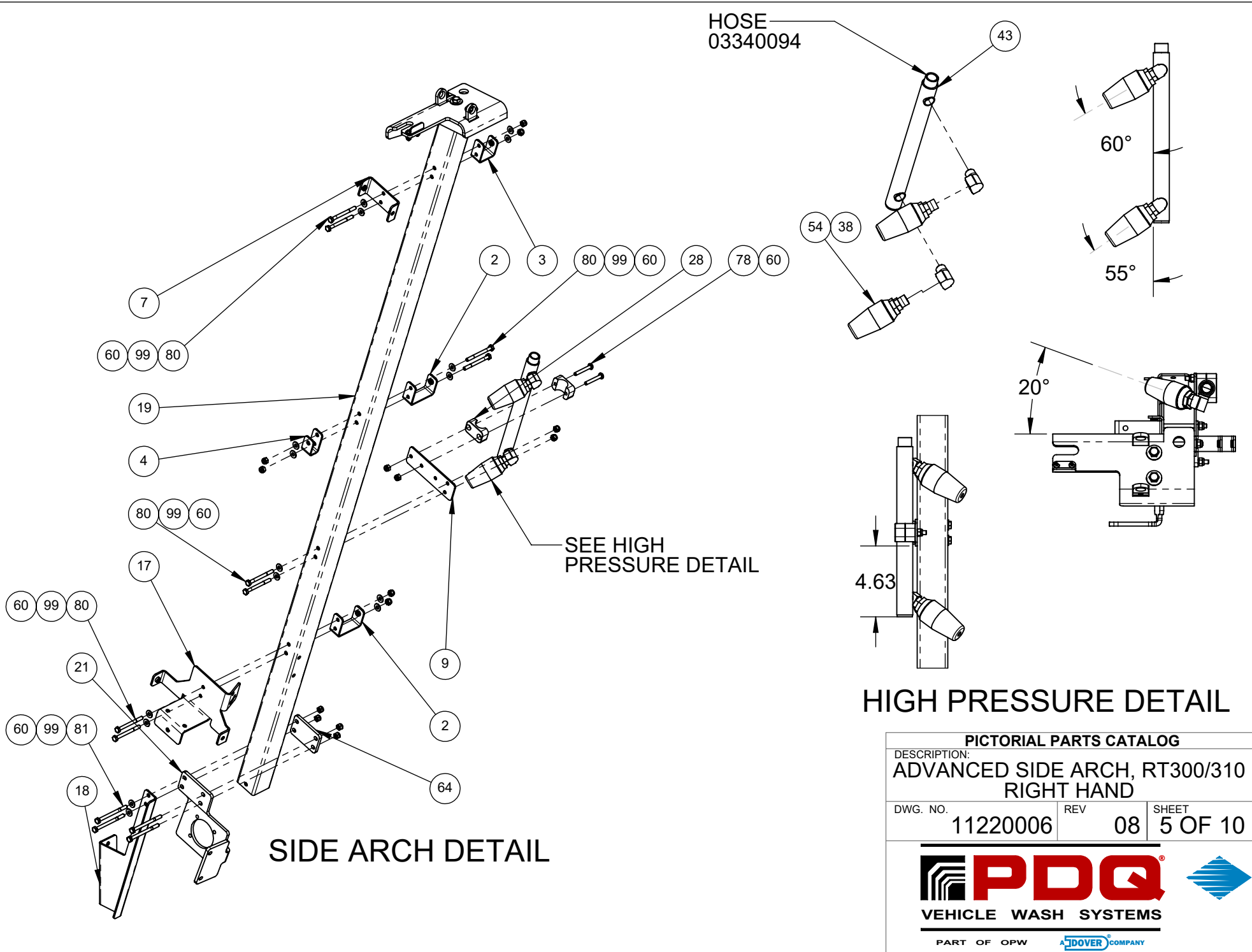


PIVOT PIN  
DETAIL



PICTORIAL PARTS CATALOG		
DESCRIPTION: ADVANCED SIDE ARCH, RT300/310 RIGHT HAND		
DWG. NO.	REV	SHEET
11220006	08	3 OF 10
VEHICLE WASH SYSTEMS		
PART OF OPW		ADOVER COMPANY



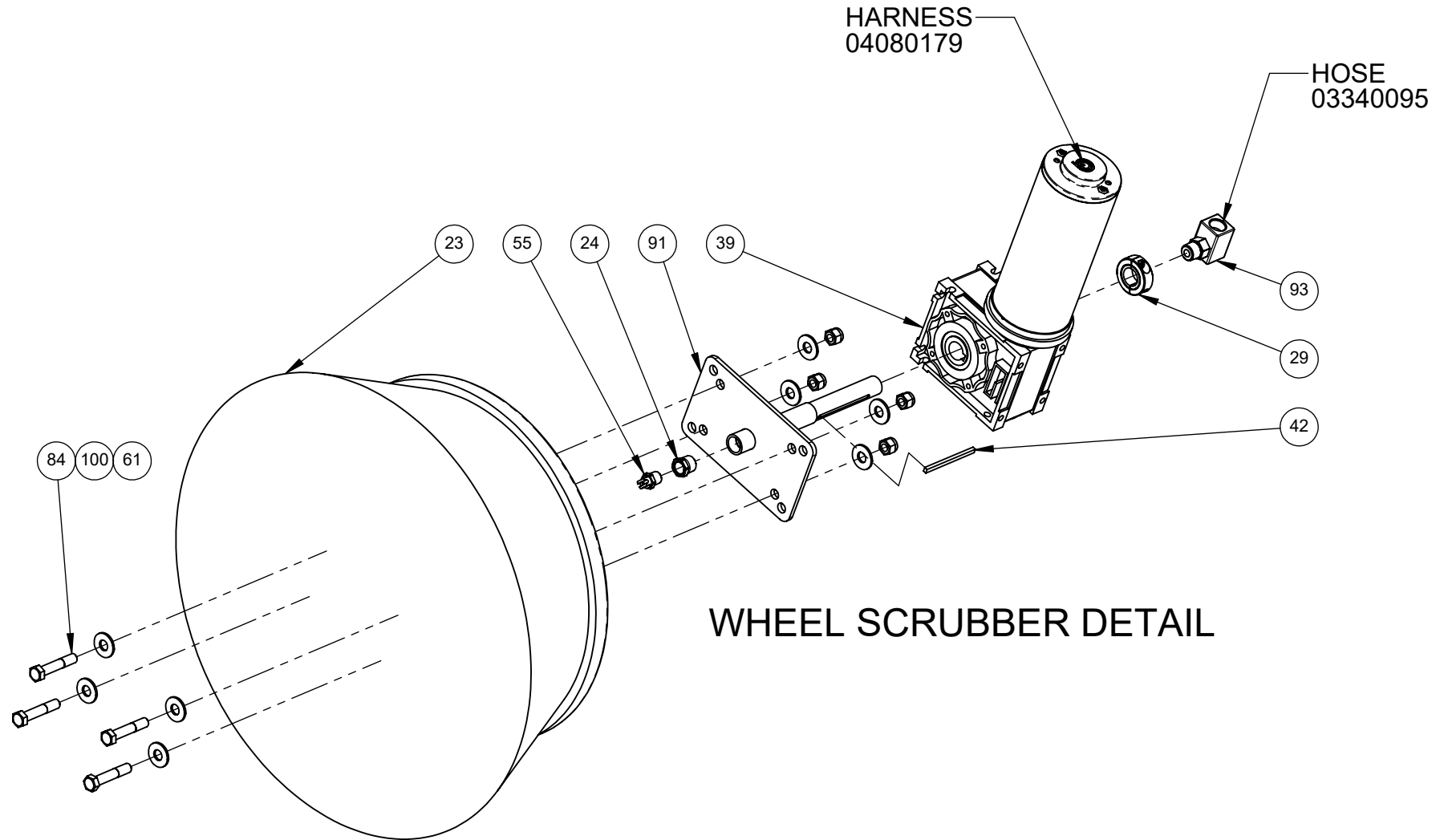
PICTORIAL PARTS CATALOG		
DESCRIPTION: <b>ADVANCED SIDE ARCH, RT300/310 RIGHT HAND</b>		
DWG. NO.	REV	SHEET
11220006	08	4 OF 10
		
VEHICLE WASH SYSTEMS		
PART OF OPW		ADOVER COMPANY





**HIGH PRESSURE DETAIL**

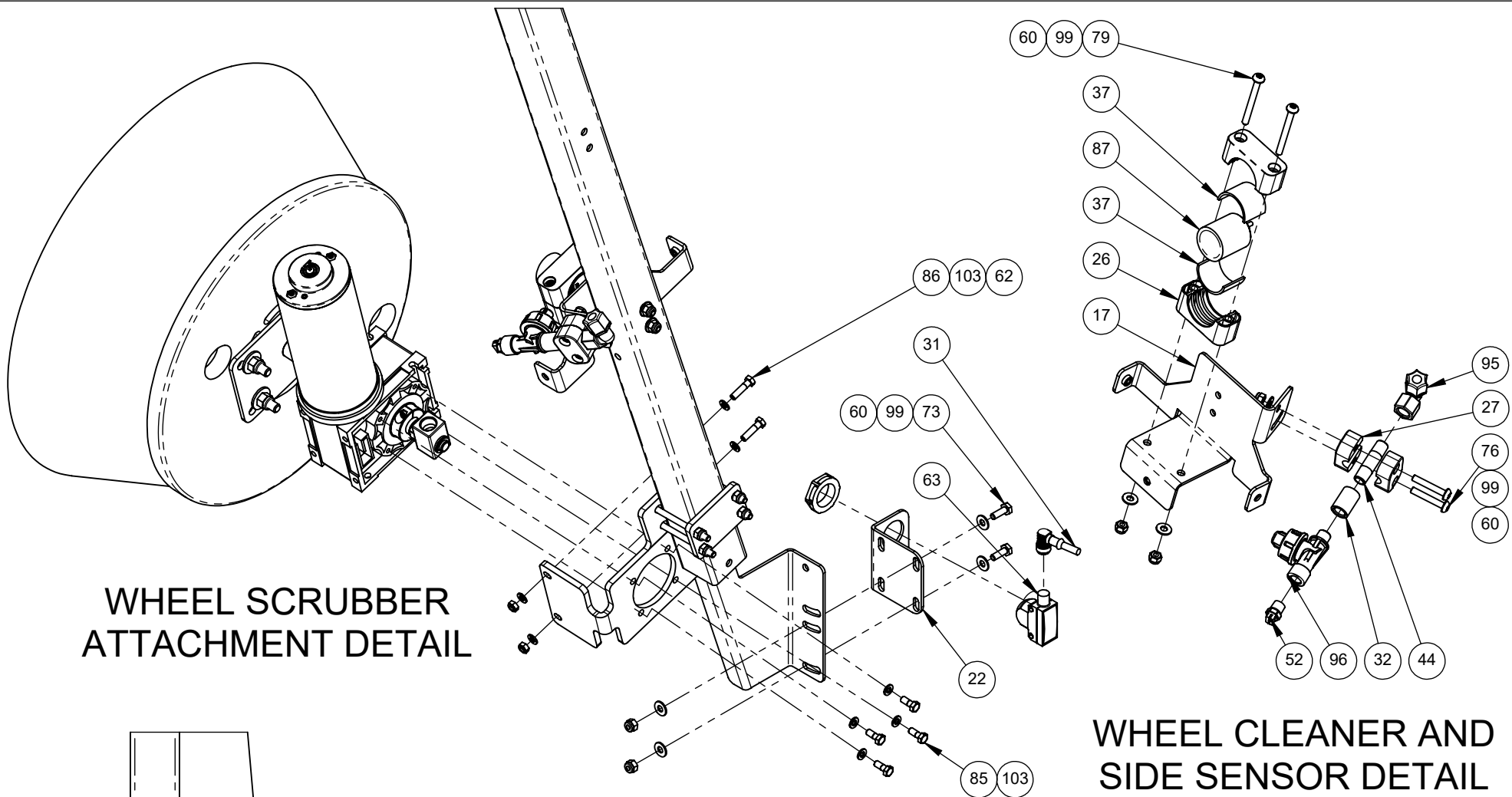
PICTORIAL PARTS CATALOG		
DESCRIPTION: ADVANCED SIDE ARCH, RT300/310 RIGHT HAND		
DWG. NO. 11220006	REV 08	SHEET 5 OF 10
 <b>VEHICLE WASH SYSTEMS</b>		
<small>PART OF OPW</small> 		





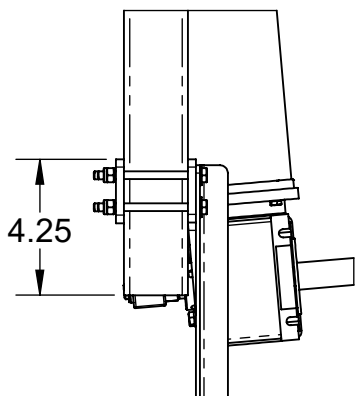
WHEEL SCRUBBER DETAIL

PICTORIAL PARTS CATALOG		
DESCRIPTION: ADVANCED SIDE ARCH, RT300/310 RIGHT HAND		
DWG. NO.	REV	SHEET
11220006	08	6 OF 10
		
VEHICLE WASH SYSTEMS		
PART OF OPW		ADOVER COMPANY

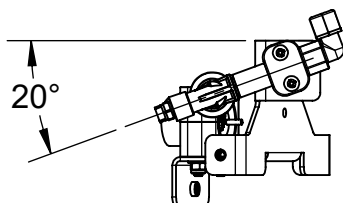


WHEEL SCRUBBER ATTACHMENT DETAIL



WHEEL CLEANER AND SIDE SENSOR DETAIL

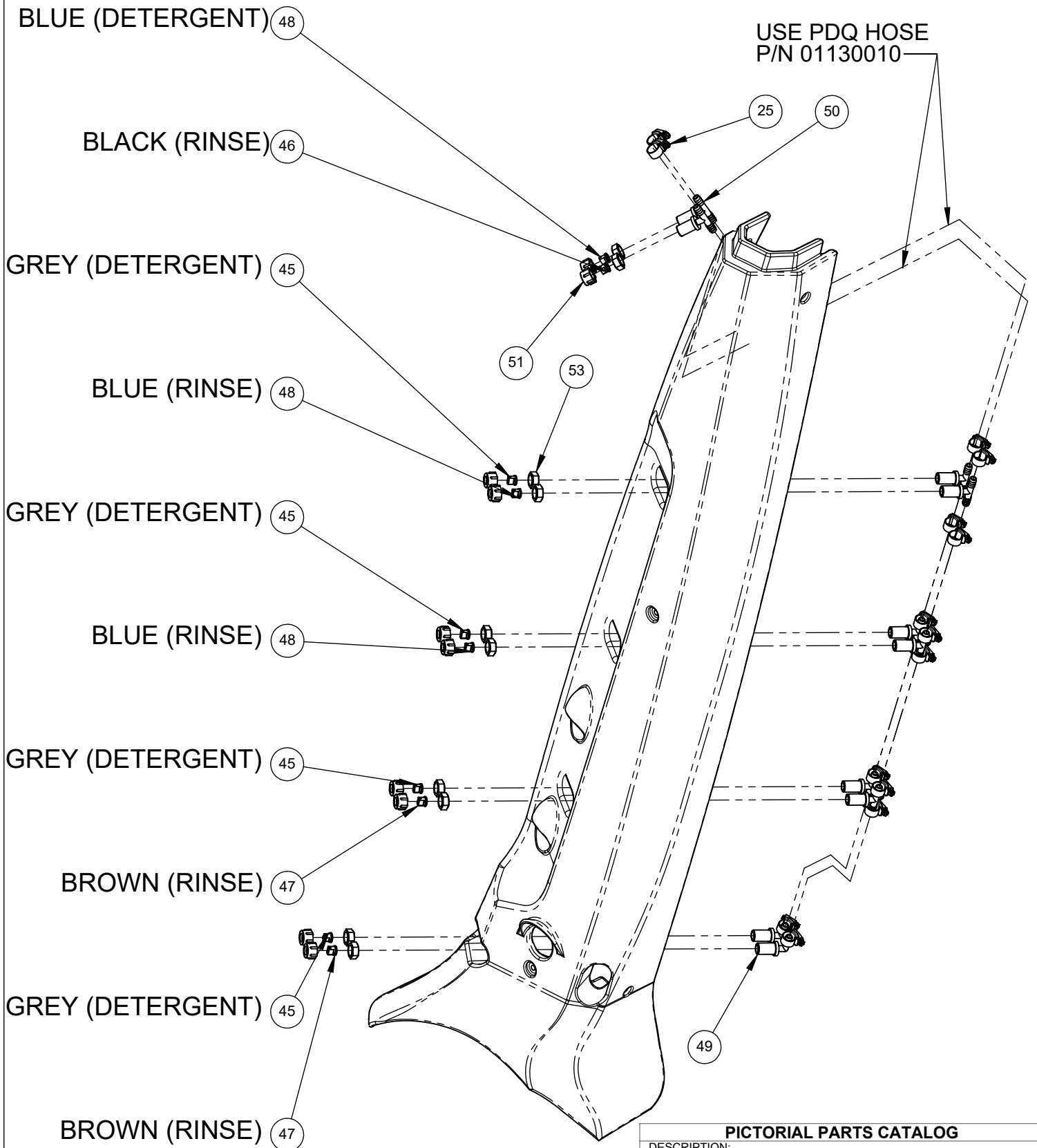


WHEEL SCRUBBER POSITION



WHEEL CLEANER ANGLE

PICTORIAL PARTS CATALOG		
DESCRIPTION: ADVANCED SIDE ARCH, RT300/310 RIGHT HAND		
DWG. NO. 11220006	REV 08	SHEET 7 OF 10
 <b>VEHICLE WASH SYSTEMS</b> <small>PART OF OPW  COMPANY</small>		



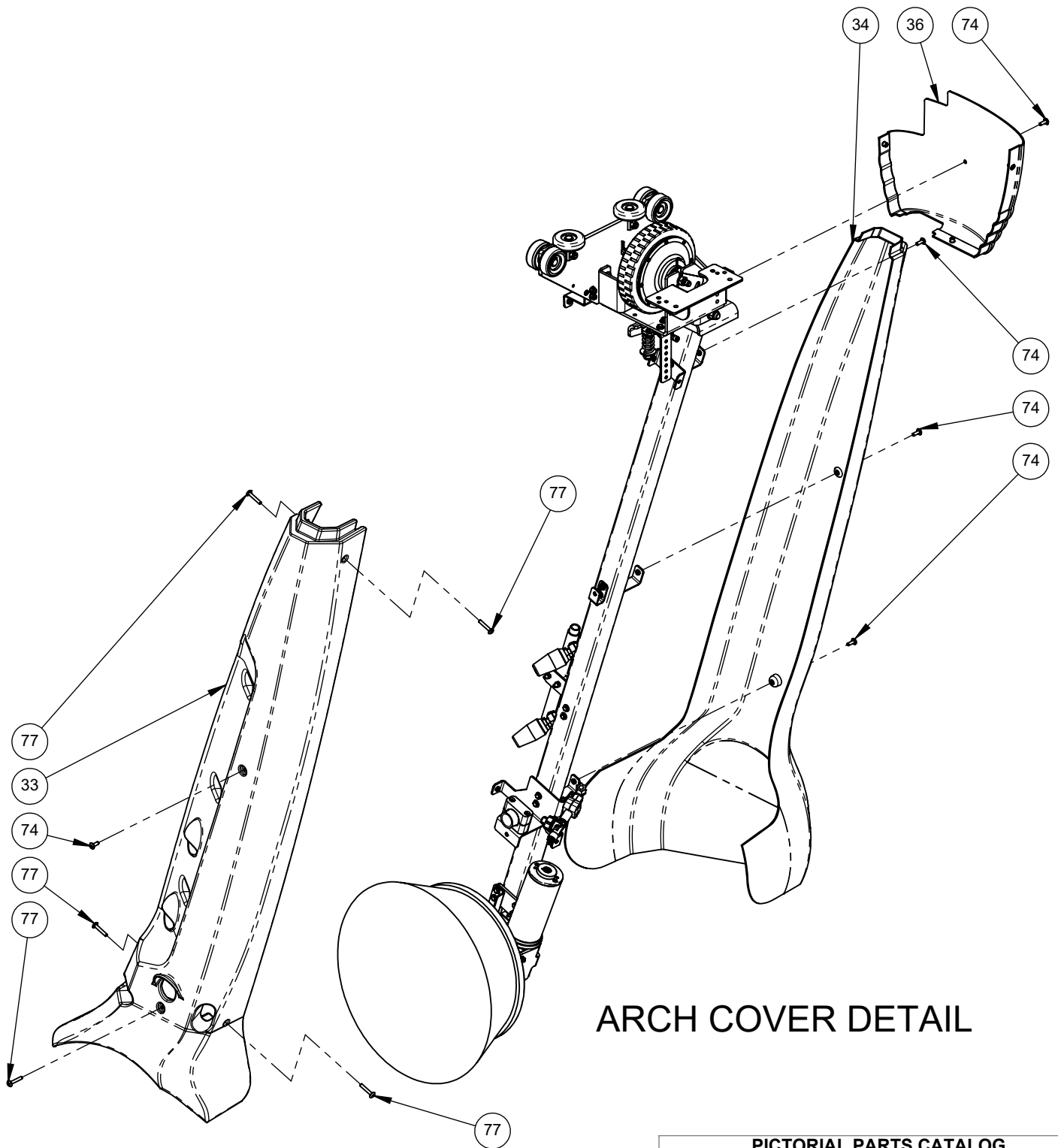
### COVER NOZZLE DETAIL

**PICTORIAL PARTS CATALOG**  
 DESCRIPTION:  
**ADVANCED SIDE ARCH, RT300/310  
 RIGHT HAND**

DWG. NO.	REV	SHEET
11220006	08	8 OF 10

**PDQ**  
 VEHICLE WASH SYSTEMS

PART OF OPW DOVER COMPANY



### ARCH COVER DETAIL

**PICTORIAL PARTS CATALOG**

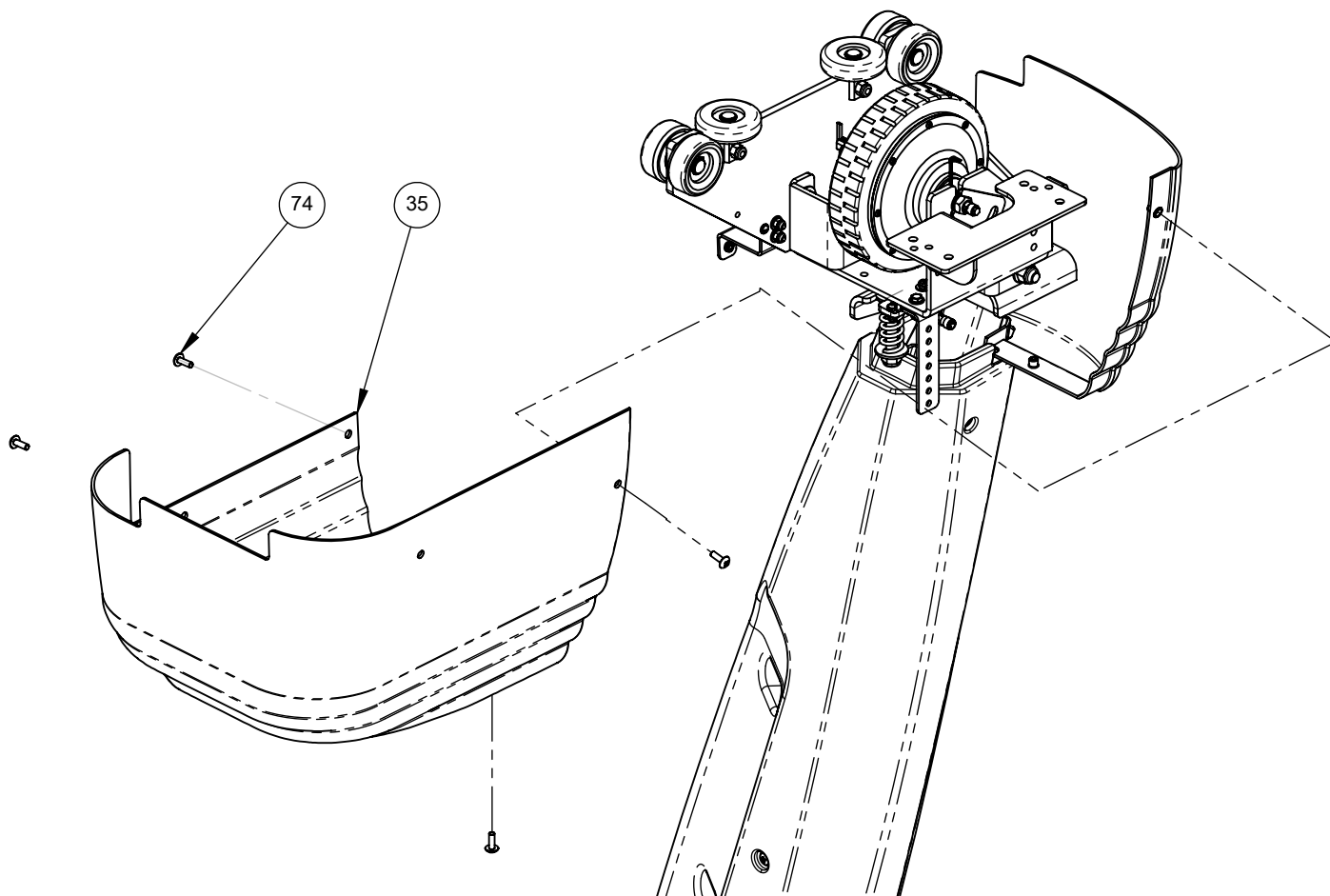
DESCRIPTION:  
ADVANCED SIDE ARCH, RT300/310  
RIGHT HAND

DWG. NO.	REV	SHEET
11220006	08	9 OF 10






**VEHICLE WASH SYSTEMS**

PART OF OPW DOVER COMPANY






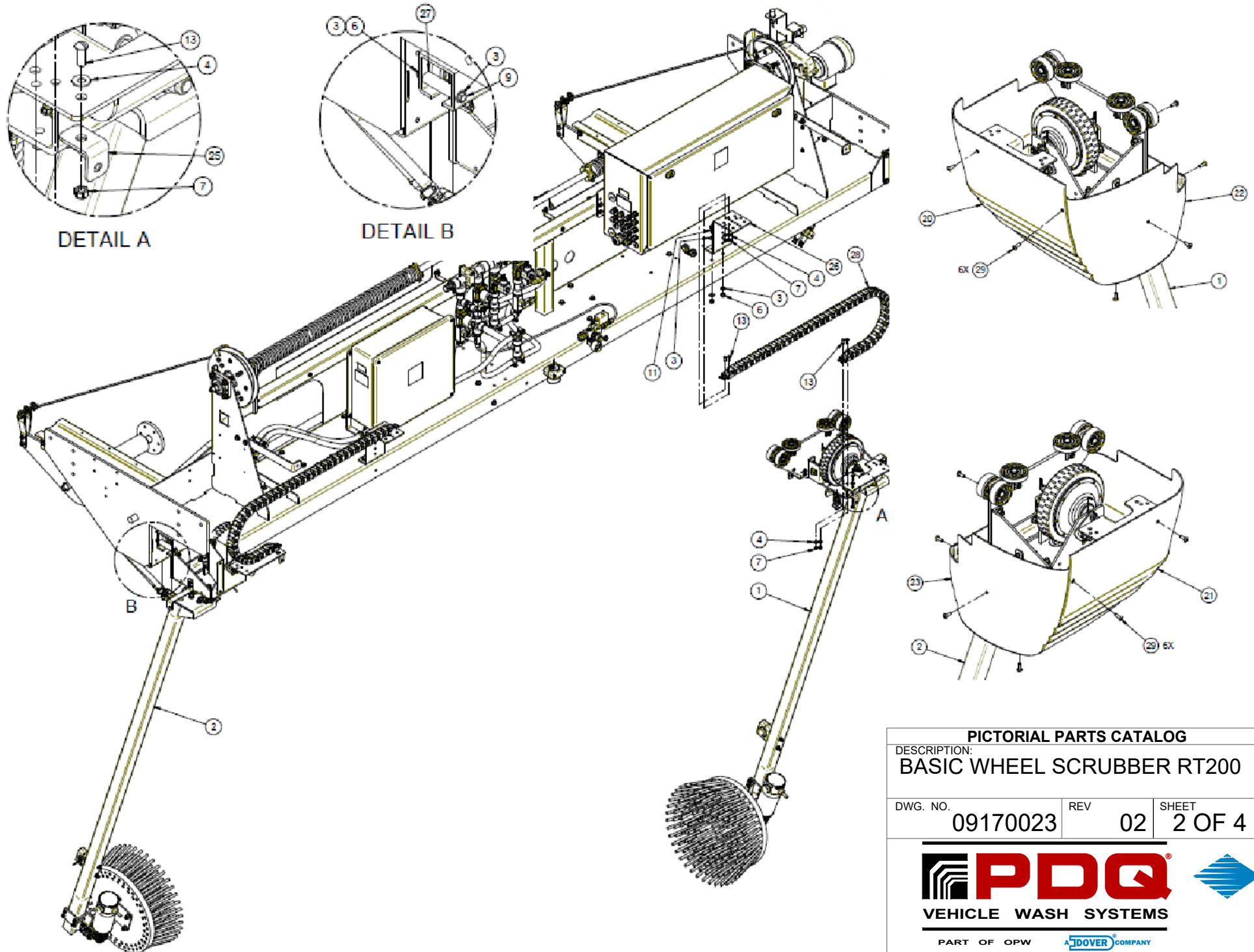
### TROLLEY COVER DETAIL



<b>PICTORIAL PARTS CATALOG</b>		
DESCRIPTION: <b>ADVANCED SIDE ARCH, RT300/310 RIGHT HAND</b>		
DWG. NO.	REV	SHEET
11220006	08	10 OF 10
 <b>VEHICLE WASH SYSTEMS</b>		
PART OF OPW		

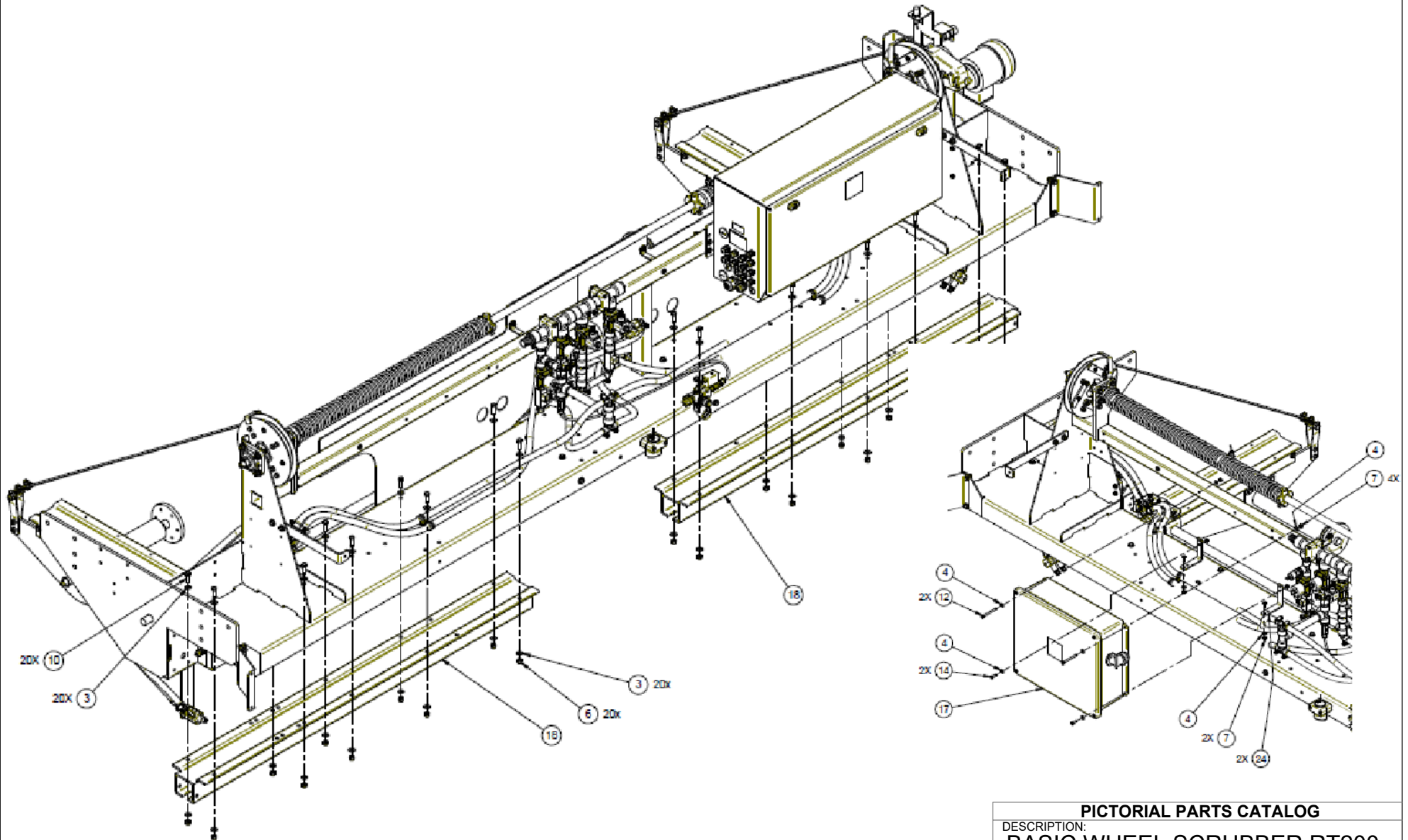
**CONFIDENTIAL**



ITEM	PART#	DESCRIPTION
1	11220011	TROLLEY,SIDE-ARCH,BASIC-WS,RH,TANDEM
2	11220010	TROLLEY,SIDE-ARCH,BASIC-WS,LH,TANDEM
3	71513-FS	WASHER,3/8,FLAT,SST
4	71511-FS	WASHER,1/4,FLAT,SST
5	71509-FS	WASHER,#10,FLAT,SST
6	71013-NCS	NUT,3/8-16,HEX,LOCK,SST
7	71011-NCS	NUT,1/4-20,HEX,LOCK,SST
8	71009-NFS	NUT,#10-32,HEX,LOCK,SST
9	70192-HCS	SCREW,3/8-16x4.00,HSBSS,SST
10	70181-HCS	SCREW,3/8-16x1.25,HSBSS,SST
11	70180-HCS	SCREW,3/8-16x1.00,HSBSS,SST
12	70117-HCS	SCREW,1/4-20x2.75,HSBSS,SST
13	70108-SCS	SCREW,1/4-20x.75,SRHMS,SST
14	70108-HCS	SCREW,1/4-20x.75,HSBSS,SST
15	70062-SCS	SCREW,#10-32x.75,SRHMS,SST
16	11410004	SENSOR-TRANSDUCER,ARCH,SIDE-MEASURE
17	11010099	CONTROL-BOX,BACK-BRIDGE,RT2XX,TANDEM
18	06230069	RAIL,SIDE-ARCH,BACK-BRIDGE,TANDEM
19	06200047	TAPE,FRICTION,2"x.045x15',POLYOLEFIN
20	06160337	COVER,TROLLEY,SIDE-ARCH,INNER,RH,RT200
21	06160336	COVER,TROLLEY,SIDE-ARCH,INNER,LH,RT200
22	06160335	COVER,TROLLEY,SIDE-ARCH,OUTER,RH,TANDEM
23	06160334	COVER,TROLLEY,SIDE-ARCH,OUTER,LH,TANDEM
24	06140804	BRACKET,CONTROL-BOX,BB,TANDEM,RT200
25	06140796	BRACKET,COVER,TROLLEY,INNER,FRONT,TANDEM
26	06140629	BRACKET,E-CHAIN,FIXED,BB,TANDEM
27	06060014	BUMPER,END-STOP
28	06050050	E-CHAIN,TROLLEY,SIDE-ARCH,TANDEM,RT200
29	05040133	SCREW,1/4-20x.75,PTHMS,SST
30	04080139	HARNES,KIT,HUB-MOTOR,SIDE-APP

<b>PICTORIAL PARTS CATALOG</b>		
DESCRIPTION: <b>BASIC WHEEL SCRUBBER RT200</b>		
DWG. NO. <b>09170023</b>	REV <b>02</b>	SHEET <b>1 OF 4</b>
 		
<b>VEHICLE WASH SYSTEMS</b> <small>PART OF OPW  COMPANY</small>		

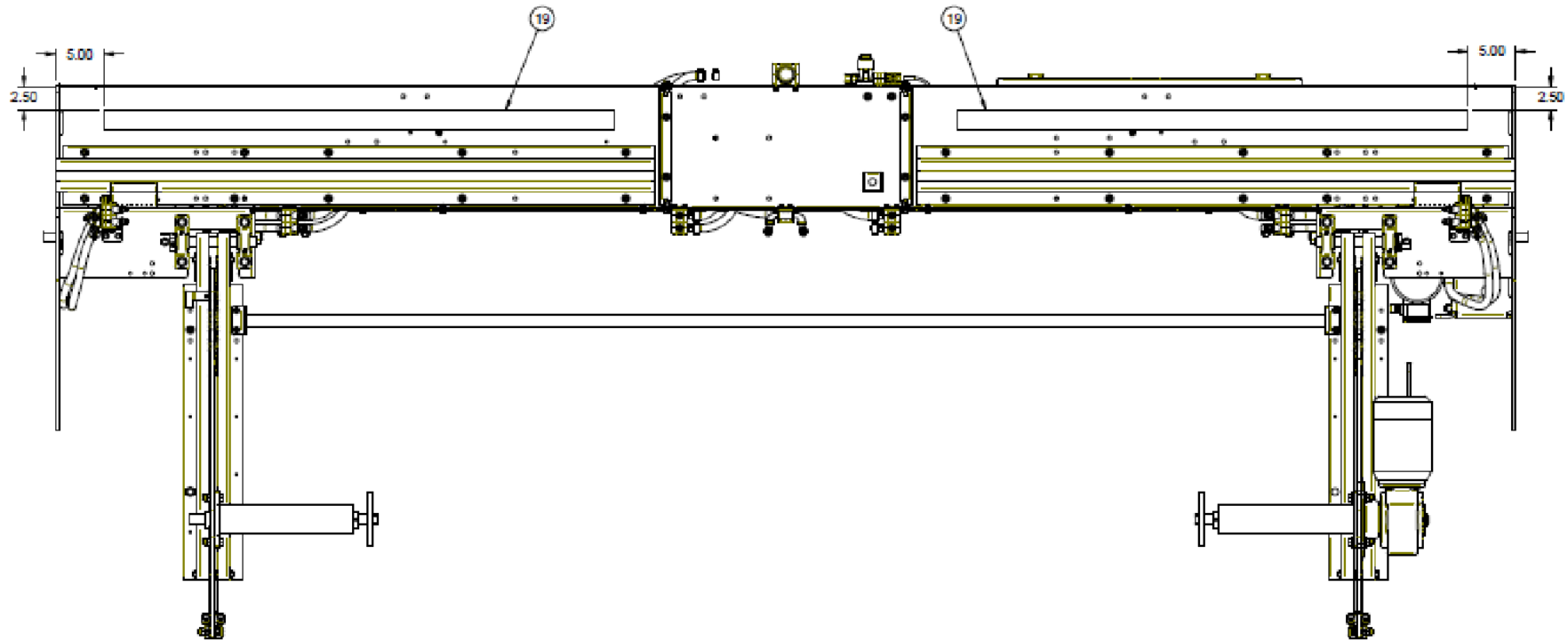


<b>PICTORIAL PARTS CATALOG</b>		
DESCRIPTION: <b>BASIC WHEEL SCRUBBER RT200</b>		
DWG. NO.	REV	SHEET
09170023	02	2 OF 4
		
<b>VEHICLE WASH SYSTEMS</b>		
<small>PART OF OPW</small>		<small>A DOVER COMPANY</small>

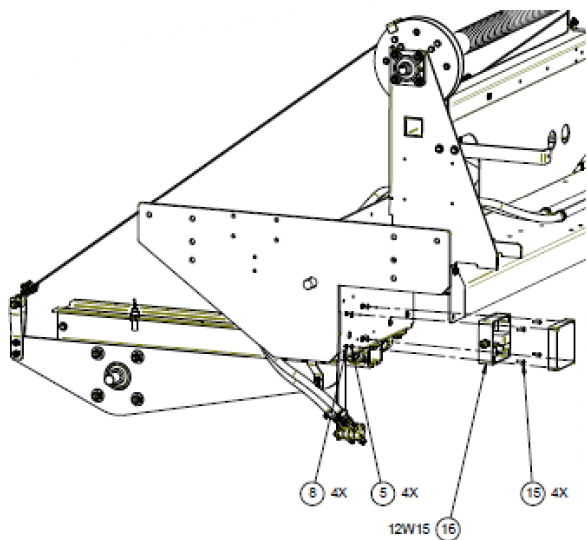


<b>PICTORIAL PARTS CATALOG</b>		
DESCRIPTION: <b>BASIC WHEEL SCRUBBER RT200</b>		
DWG. NO.	REV	SHEET
09170023	02	3 OF 4
		
<b>VEHICLE WASH SYSTEMS</b>		
<small>PART OF OPW</small>		<small>A DOVER COMPANY</small>

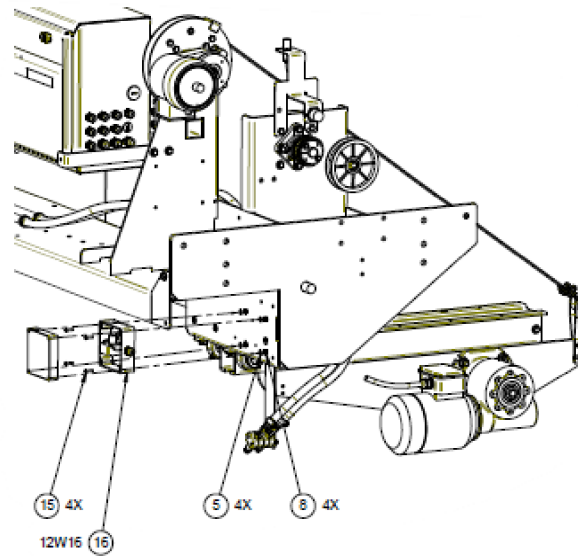






VIEWED FROM BOTTOM



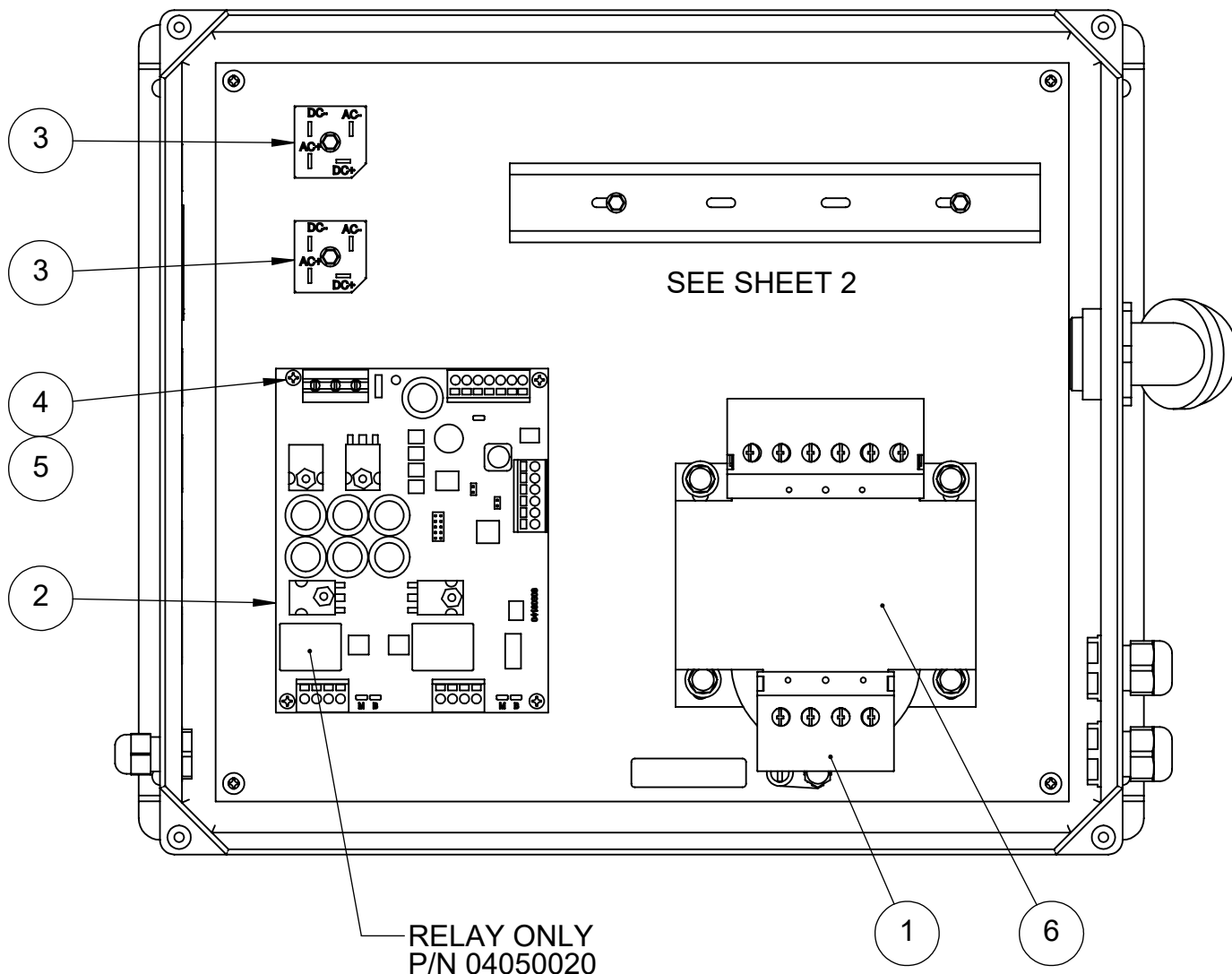
LEFT HAND SIDE



RIGHT HAND SIDE

<b>PICTORIAL PARTS CATALOG</b>		
DESCRIPTION: <b>BASIC WHEEL SCRUBBER RT200</b>		
DWG. NO.	REV	SHEET
09170023	02	4 OF 4
		
<b>VEHICLE WASH SYSTEMS</b>		
<small>PART OF OPW</small>		<small>ADOVER COMPANY</small>

ITEM	PART #	DESCRIPTION
1	06160232	GUARD,TRANSFORMER-TERMINAL,XFMR-04170018
2	04180008	PULSE-WIDTH-DRIVE,DUAL,5A,24VDC,48VAC-IN
3	04590020	RECTIFIER-BRIDGE,SILCONE,SINGLE-PH,35A
4	70013-SCS	SCREW,#6-32x.38,PRHMS,SST
5	05130044	STAND-OFF,6-32x.50",HEX,NYLON
6	04170018	TRANSFORMER,208-240-480-575,500VA,48VCT

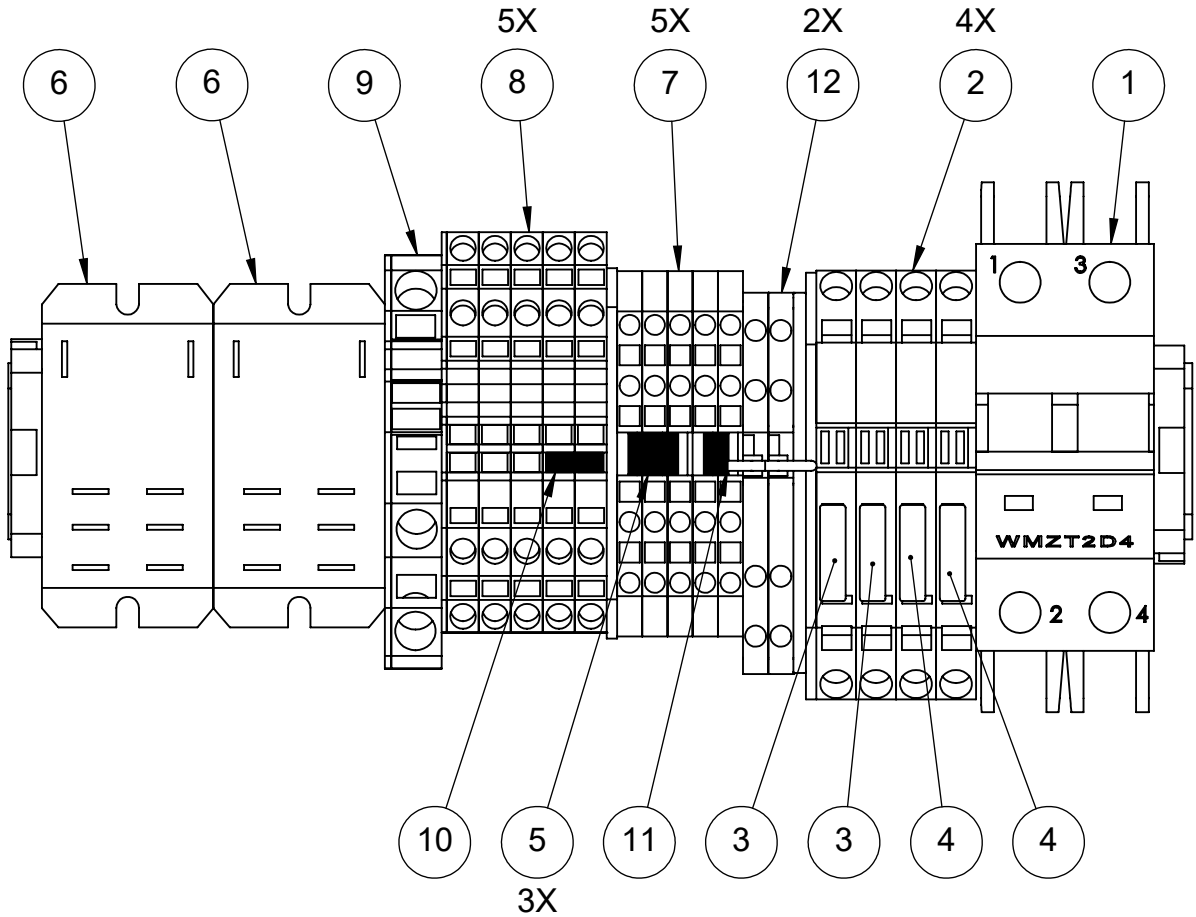


<b>PICTORIAL PARTS CATALOG</b>		
DESCRIPTION: RT200 OPTION BOX		
DWG. NO.	REV	SHEET
11010099	14	1 OF 2



A DOVER COMPANY

ITEM	PART #	DESCRIPTION
1	04110089	CIRCUIT-BREAKER,4A,2P,D,277V,UL489
2	04110031	FUSE-HOLDER,AUTOMOTIVE,TERM-BLK
3	04110086	FUSE,15A,MINI,FAST-ACTING,AUTOMOTIVE
4	04110032	FUSE,30A,MINI,FAST-ACTING,AUTOMOTIVE
5	36800	JUMPER,INSULATED,GRAY
6	04050012	RELAY-DPDT,24VAC-COIL,30A-RATED-CONTACTS
7	36507	TERMINAL-BLK,26-14GA,4P,GRAY
8	04100050	TERMINAL-BLOCK,4P,10-20AWG,30A,GRAY,WAGO
9	04100039	TERMINAL-BLOCK,WAGO,3P,8-20AWG,GRAY
10	04100052	TERMINAL-JUMPER,ADJACENT,WAGO
11	04100096	TERMINAL-JUMPER,WIRE,2P,WAGO
12	04100024	TERMINAL,GROUND,28-12AWG,4-COND,YEL-GRN



S/N 0749 AND ABOVE

<b>PICTORIAL PARTS CATALOG</b>		
DESCRIPTION:		
<b>RT200 OPTION BOX</b>		
DWG. NO.	REV	SHEET
11010099	14	2 OF 2



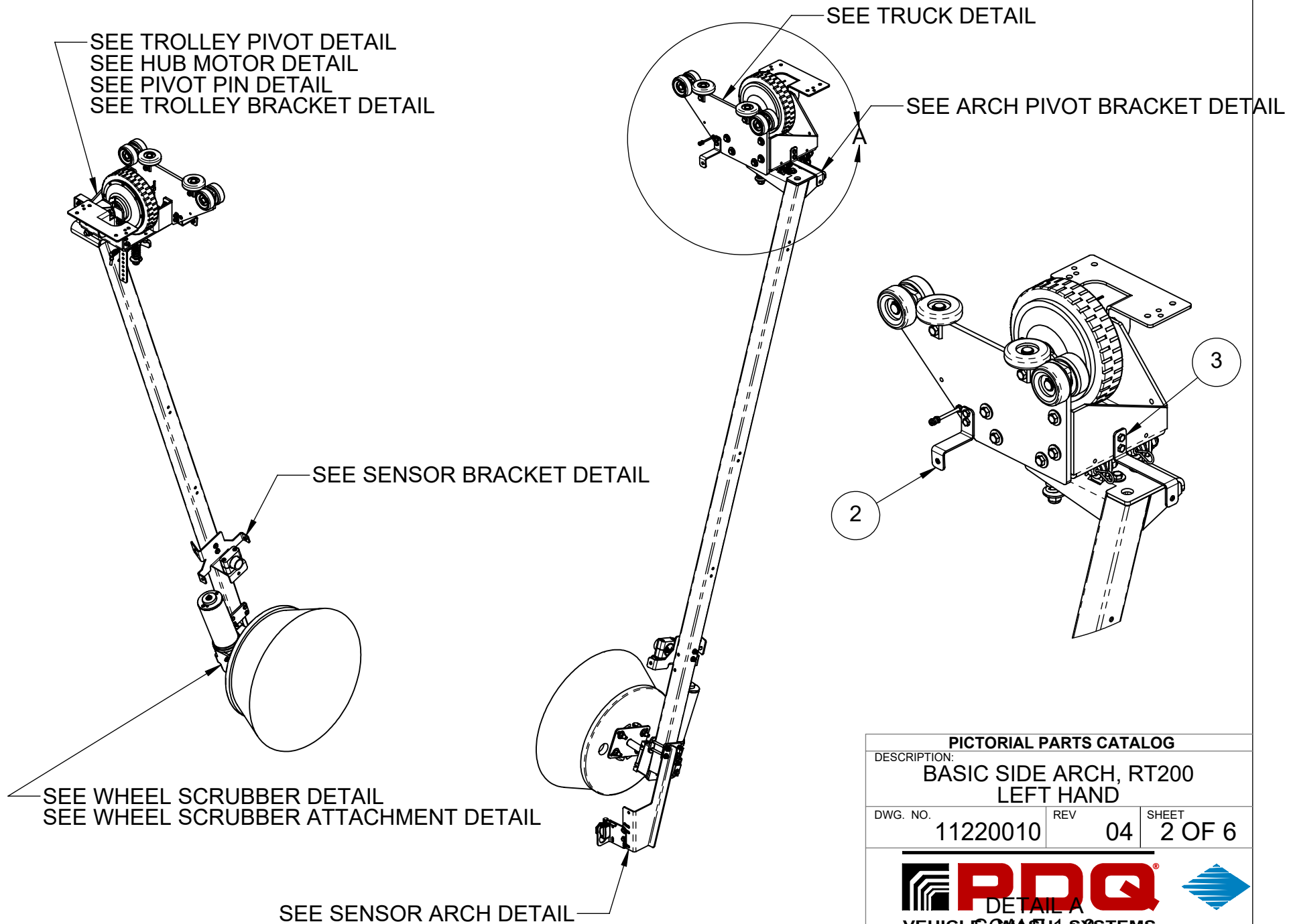
DOVER COMPANY



**CONFIDENTIAL**

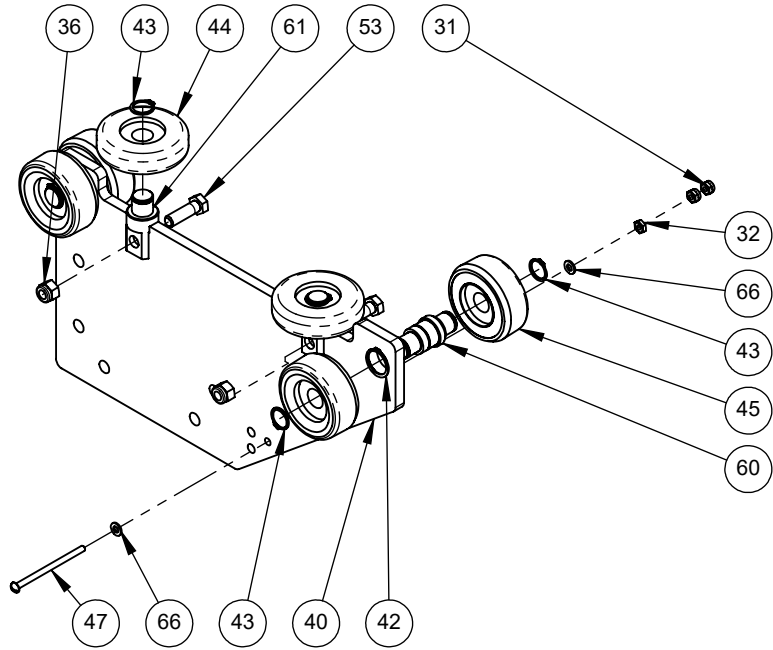
ITEM	PART #	DESCRIPTION
1	05040228	BOLT,3/8-16X1.25,CARRIAGE,SST
2	06140797	BRACKET,COVER,TROLLEY,INNER,REAR,TANDEM
3	06140793	BRACKET,COVER,TROLLEY,OUTER,TANDEM
4	06140708	BRACKET,E-CHAIN,SIDE-ARCH,BB,TANDEM
5	06140707	BRACKET,IMPACT-SWITCH,BB,TANDEM
6	06140728	BRACKET,KEEPER,SIDE-ARCH,BB,TANDEM
7	06141180	BRACKET,PIVOT,SIDE-ARCH,BB,TANDEM
8	06141174	BRACKET,PIVOT,STIFFENER,LH,TRLY,BB,TANDEM
9	06140738	BRACKET,PIVOT,TROLLEY,BB,TANDEM
10	06140740	BRACKET,PROX,SIDE-ARCH,BB,TANDEM
11	06140710	BRACKET,ROUTING,SIDE-ARCH,BB,TANDEM
12	06140713	BRACKET,SENSOR,SIDE-ARCH,LH,BB,TANDEM
13	06140725	BRACKET,SENSOR,TIRE-SCRUBBER,TANDEM
14	06140675	BRACKET,SIDE-ARCH,LH,BB,TANDEM,RT300
15	06140704	BRACKET,TROLLEY,SIDE-ARCH,LH,BB,TANDEM
16	06140931	BRACKET,WHEEL-SCRUBBER,LS,TANDEM
17	M520490	BRACKET-L,BENT,3.00x4.94,SST
18	06500074	BRUSH,15"DIA,WHEEL-SCRUB
19	67702-S	BUSHING,3/8NPTx1/4NPT,SST
20	05050016	CLAMP,PIPE,1-1/4,PP,STANDARD
21	05120023	COLLAR,.75",DOUBLE-SPLIT,SST
22	04080093	CORDSET,12mm,3/20AWG,90°,6m
23	04080350	CORDSET,12mm,5/20AWG,90°,8m
24	06060015	CUSHION,ULTRASONIC-MOUNT,SILICONE
25	04120064	GEAR-MOTOR,1/8HP,91.6RPM,24VDC,RT-ANGLE
26	05120011	HITCH-PIN,INT,0.120DIA-WIRE,1/2"PIN,SST
27	68116-MHB	HOSE-BARB,1/2HX3/8MNPT,BRS
28	04120022	HUB-MOTOR,.23HP,123.6RPM,24VDC
29	05120039	KEY,.135x.187x2.75",SST
30	64646-4M	NOZZLE,V-JET,8010,1/4"NPT,SST
31	71009-NFS	NUT,#10-32,HEX,LOCK,SST
32	71009-HFS	NUT,#10-32,HEX,SST
33	71015-JCS	NUT,1/2-13,HEX,JAM,SST
34	71015-NCS	NUT,1/2-13,HEX,LOCK,SST
35	71011-NCS	NUT,1/4-20,HEX,LOCK,SST
36	71013-NCS	NUT,3/8-16,HEX,LOCK,SST
37	05020006	NUT,M6,HEX,LOCK,SST

ITEM	PART #	DESCRIPTION
38	04070004	PHOTO-EYE,THRU-BEAM,RCVR,30mm,BANNER-QS
39	06240292	PLATE,BACKING,GEARMOTOR-MOUNT,TIRE-SCRUB
40	06240311	PLATE,TRUCK,SIDE-ARCH,BB,TANDEM
41	93020	PROX,12mm,SHLD,10-30VDC,NPN
42	05120031	RETAINING-RING,.875,EXT,SST
43	05120030	RETAINING-RING,17mm,EXT,SST
44	06170003	ROLLER,HORIZONTAL,2.88,DELIN,W/BEARING
45	06170008	ROLLER,TAPERED,2.66,DELIN,W/BEARING
46	70062-SCS	SCREW,#10-32x.75,PPHMS,SST
47	05040221	SCREW,#10-32x3.00,PRHMS,ZINC-PLT
48	70108-HCS	SCREW,1/4-20x.75,HHCS,SST
49	70110-HCS	SCREW,1/4-20x1.00,HHCS,SST
50	70116-SCS	SCREW,1/4-20x2.50,PPHMS,SST
51	70117-HCS	SCREW,1/4-20x2.75,HHCS,SST
52	70118-HCS	SCREW,1/4-20x3.00,HHCS,SST
53	70181-HCS	SCREW,3/8-16x1.25,HHCS,SST
54	70182-HCS	SCREW,3/8-16x1.50,HHCS,SST
55	70184-HCS	SCREW,3/8-16x2.00,HHCS,SST
56	05040028	SCREW,M6x16mm,HHCS,SST
57	05040066	SCREW,M6x25mm,HHCS,SST
58	04420036	SENSOR,ULTRASONIC,75kHz,60°CBL,1.5"DIA
59	06150160	SHAFT,PIVOT,SIDE-ARCH,1.375,BB,TANDEM
60	06150101	SHAFT,ROLLER,HORIZONTAL,BB,TANDEM
61	06150102	SHAFT,ROLLER,VERTICAL,BB,TANDEM
62	06150073	SHAFT,WHEEL-CLEANER,SIDE-ARCH,TANDEM
63	06350002	SPRING,CPRSN,TROLLEY,TIRE-PRESSURE
64	03240007	SWIVEL,3/8,90DEG,BRASS
65	05040222	THREADED-ROD,1/2-13x6.25",SST
66	71509-FS	WASHER,#10,FLAT,SST
67	71515-FS	WASHER,1/2,FLAT,SST,MIL-SPEC
68	71511-FS	WASHER,1/4,FLAT,SST
69	71513-FS	WASHER,3/8,FLAT,1-OD,.083THK,SST
70	05030042	WASHER,M12,FENDER,SST
71	05030020	WASHER,M16,FLAT,SST
72	05030016	WASHER,M6,FLAT,SST

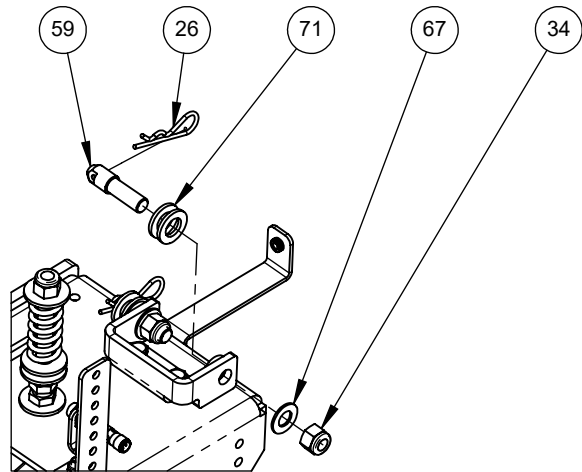
PICTORIAL PARTS CATALOG		
DESCRIPTION: <b>BASIC SIDE ARCH, RT200 LEFT HAND</b>		
DWG. NO. <b>11220010</b>	REV <b>04</b>	SHEET <b>1 OF 6</b>
 <b>VEHICLE WASH SYSTEMS</b>		
<small>PART OF OPW</small> 		



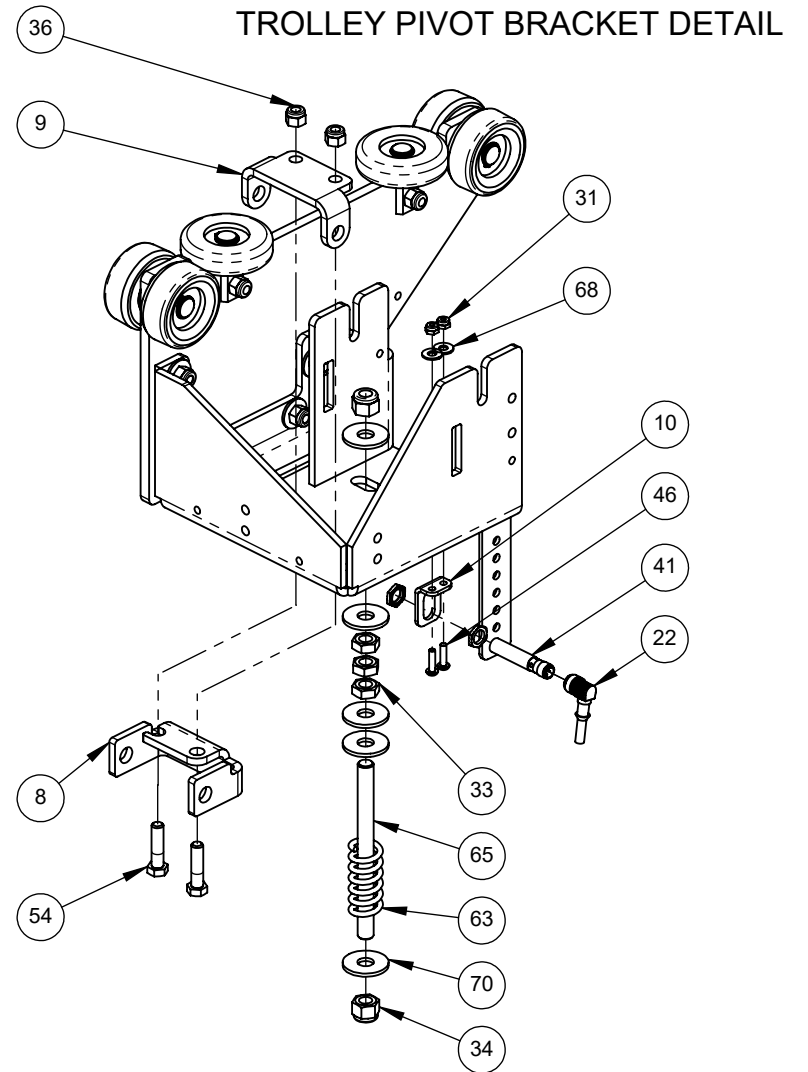
<b>PICTORIAL PARTS CATALOG</b>		
DESCRIPTION: <b>BASIC SIDE ARCH, RT200 LEFT HAND</b>		
DWG. NO. <b>11220010</b>	REV <b>04</b>	SHEET <b>2 OF 6</b>
 <b>PDQ</b> DETAIL A VEHICLE WASH SYSTEMS		
<small>PART OF OPW</small>		<small>A DOVER COMPANY</small>





TRUCK DETAIL

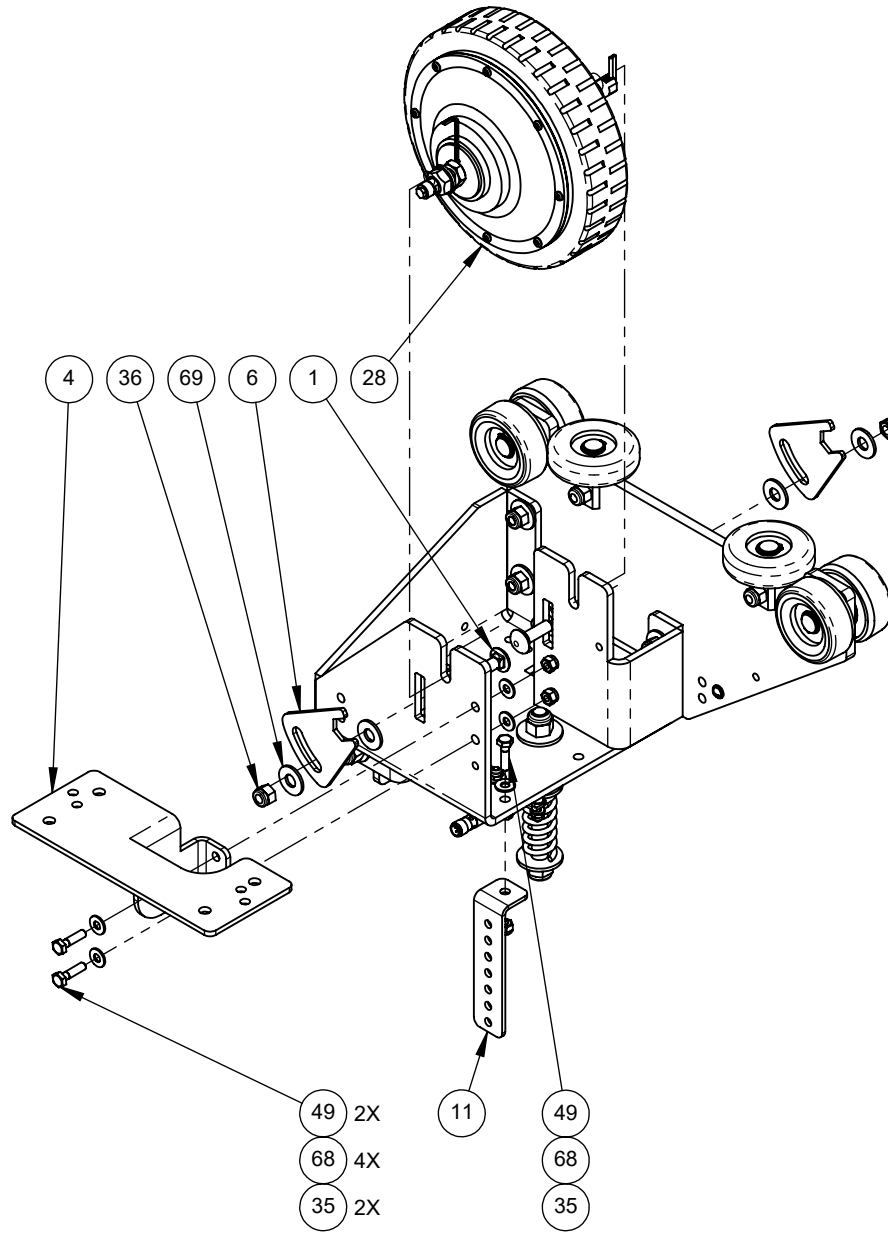


PIVOT PIN DETAIL

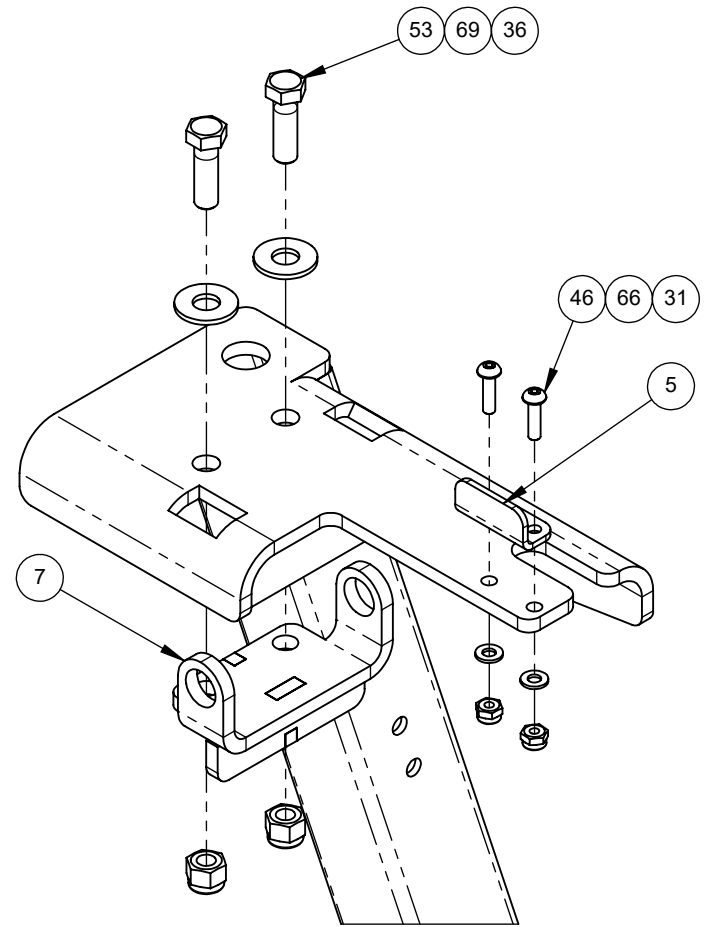


TROLLEY PIVOT BRACKET DETAIL

<b>PICTORIAL PARTS CATALOG</b>		
DESCRIPTION: <b>BASIC SIDE ARCH, RT200 LEFT HAND</b>		
DWG. NO. <b>11220010</b>	REV <b>04</b>	SHEET <b>3 OF 6</b>
 <b>VEHICLE WASH SYSTEMS</b>		
<small>PART OF OPW</small>		<small>A DOVER COMPANY</small>



HUB MOTOR DETAIL

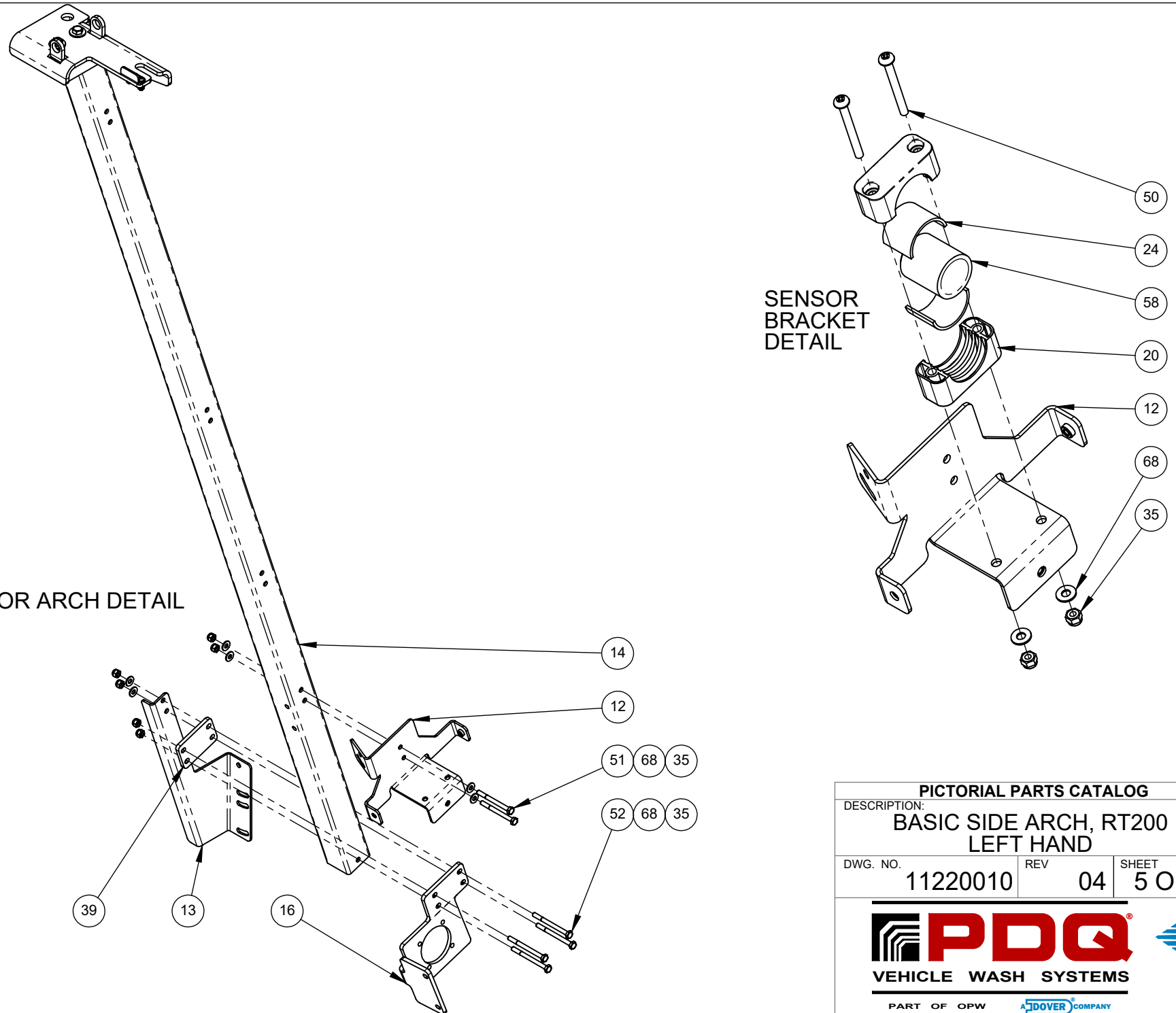



ARCH PIVOT BRACKET DETAIL

<b>PICTORIAL PARTS CATALOG</b>		
DESCRIPTION: <b>BASIC SIDE ARCH, RT200 LEFT HAND</b>		
DWG. NO. <b>11220010</b>	REV <b>04</b>	SHEET <b>4 OF 6</b>
 		
<b>VEHICLE WASH SYSTEMS</b> <small>PART OF OPW  COMPANY</small>		

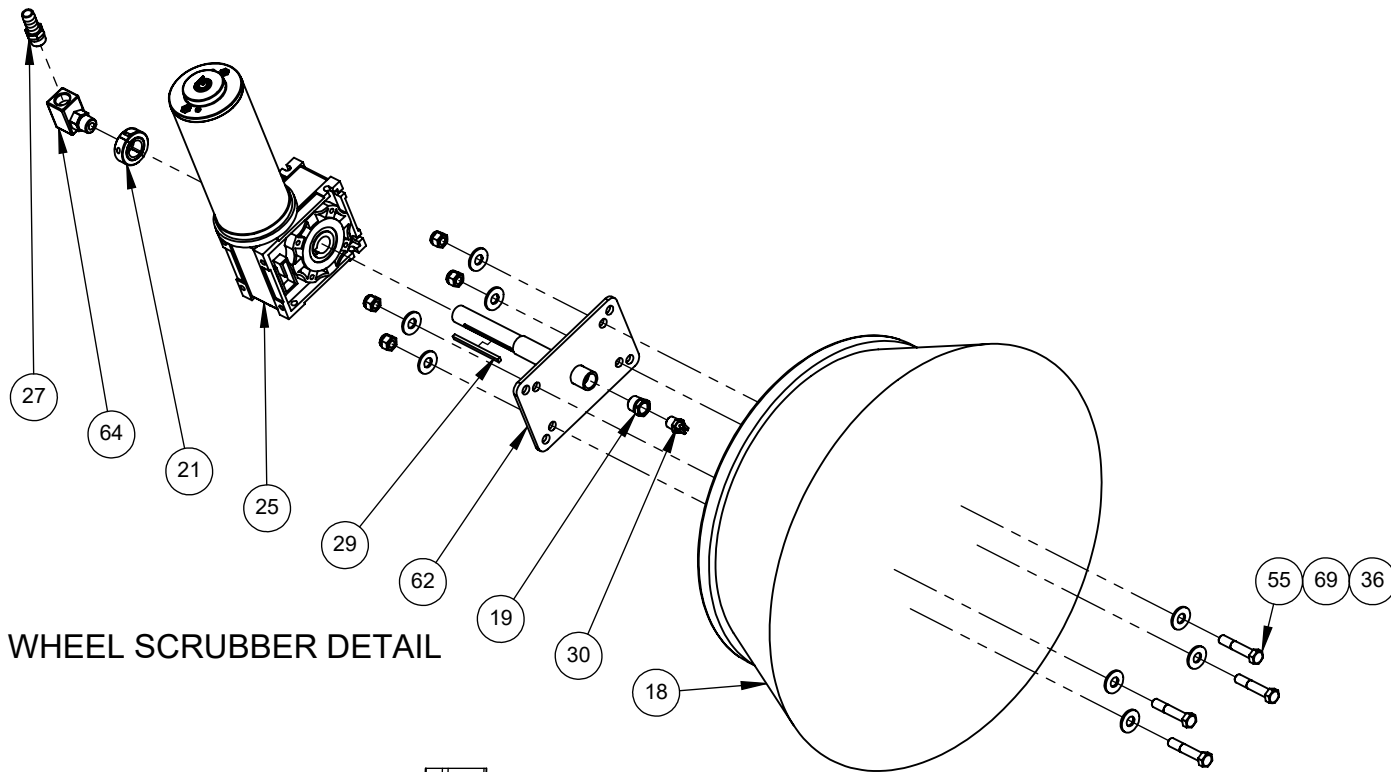
SENSOR ARCH DETAIL

SENSOR BRACKET DETAIL

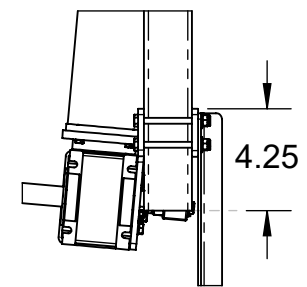


<b>PICTORIAL PARTS CATALOG</b>		
DESCRIPTION: <b>BASIC SIDE ARCH, RT200 LEFT HAND</b>		
DWG. NO. <b>11220010</b>	REV <b>04</b>	SHEET <b>5 OF 6</b>
		
<b>VEHICLE WASH SYSTEMS</b>		
<small>PART OF OPW</small>		<small>ADOVER COMPANY</small>

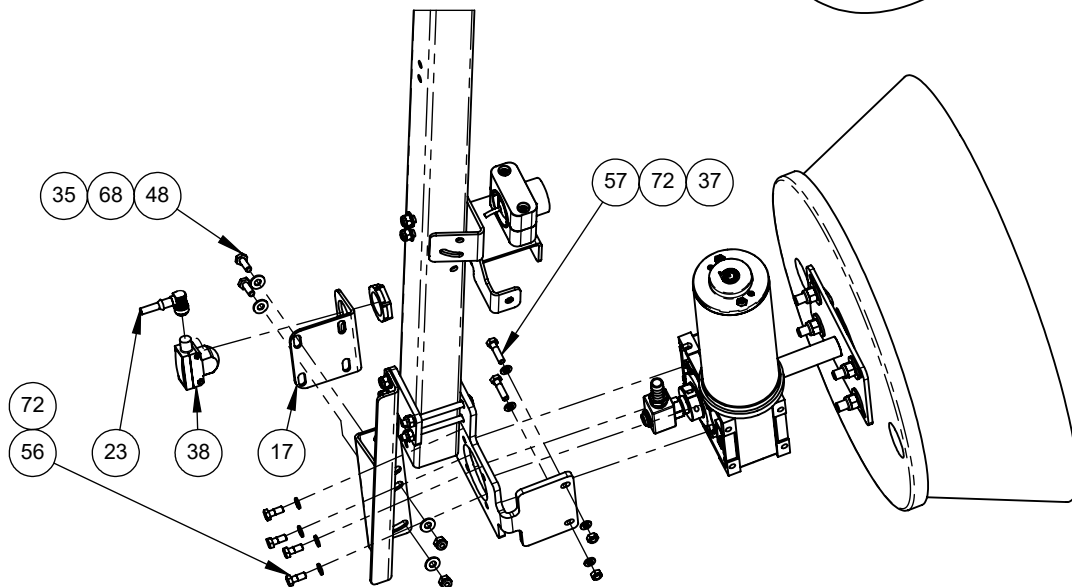




WHEEL SCRUBBER DETAIL



WHEEL SCRUBBER POSITION



WHEEL SCRUBBER ATTACHMENT DETAIL

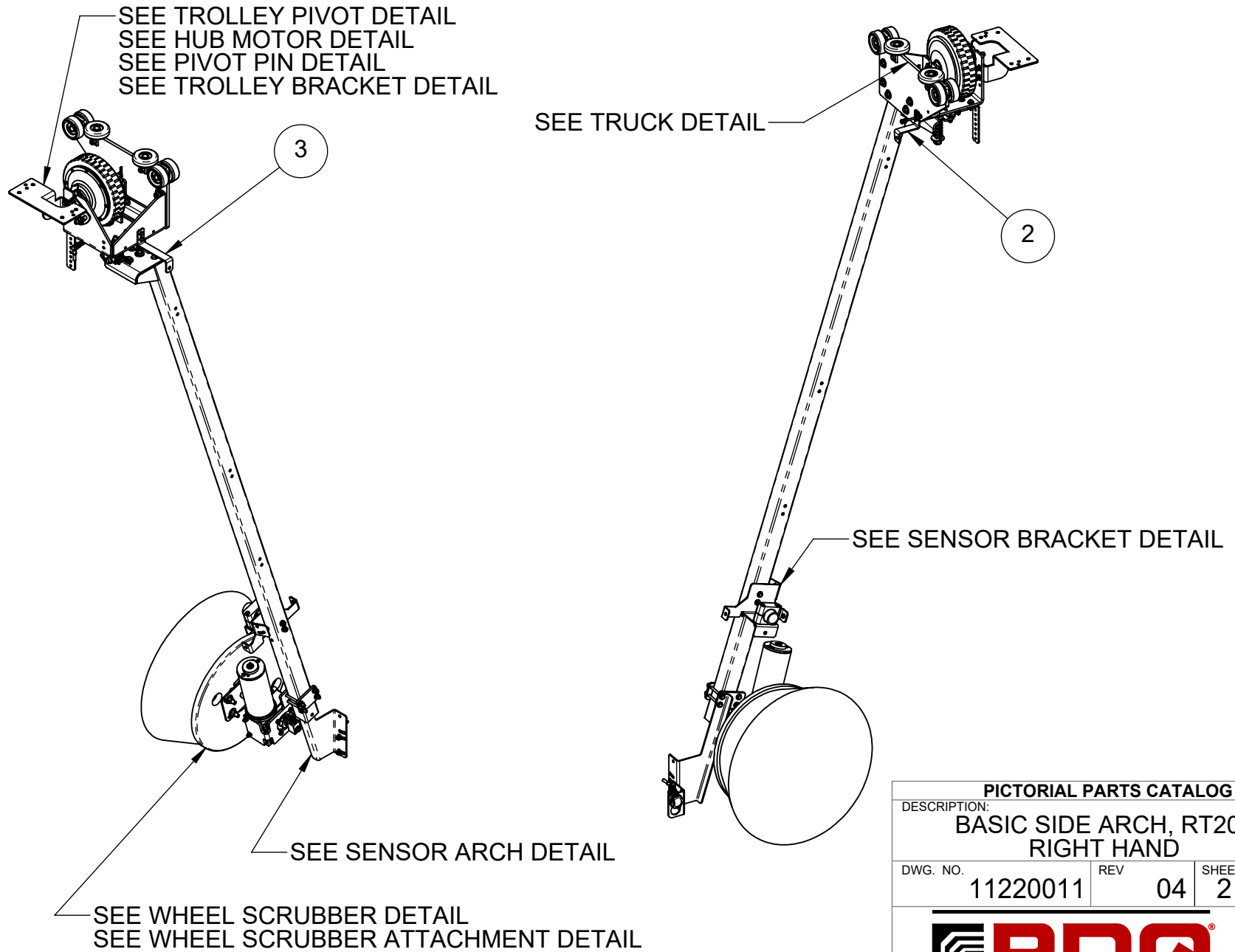
<b>PICTORIAL PARTS CATALOG</b>		
DESCRIPTION: <b>BASIC SIDE ARCH, RT200 LEFT HAND</b>		
DWG. NO. <b>11220010</b>	REV <b>04</b>	SHEET <b>6 OF 6</b>
 		
<b>VEHICLE WASH SYSTEMS</b> <small>PART OF OPW  COMPANY</small>		

**CONFIDENTIAL**

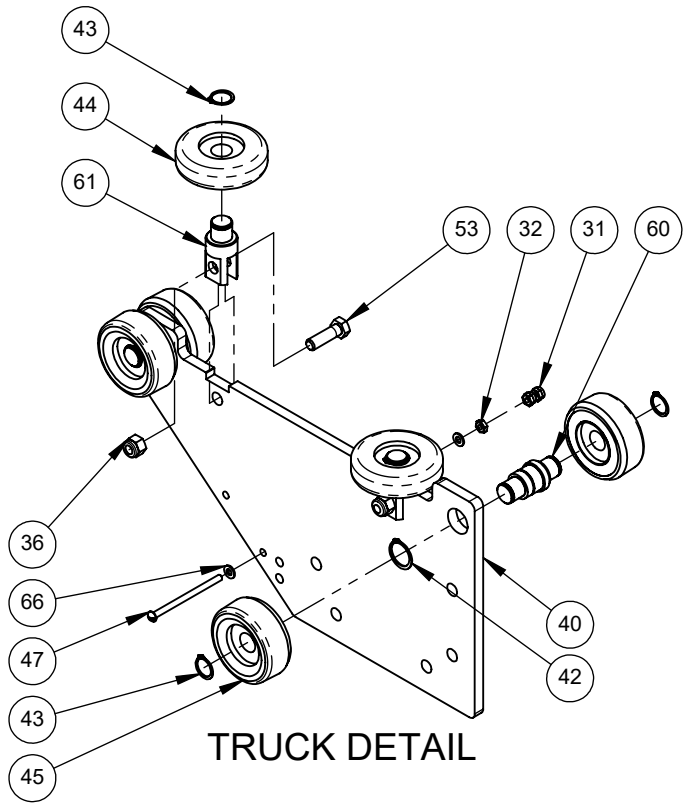
ITEM	PART #	DESCRIPTION
1	05040228	BOLT,3/8-16X1.25,CARRIAGE,SST
2	06140797	BRACKET,COVER,TROLLEY,INNER,REAR,TANDEM
3	06140793	BRACKET,COVER,TROLLEY,OUTER,TANDEM
4	06140708	BRACKET,E-CHAIN,SIDE-ARCH,BB,TANDEM
5	06140707	BRACKET,IMPACT-SWITCH,BB,TANDEM
6	06140728	BRACKET,KEEPER,SIDE-ARCH,BB,TANDEM
7	06141180	BRACKET,PIVOT,SIDE-ARCH,BB,TANDEM
8	06141179	BRACKET,PIVOT,STIFFENER,RH,TRLY,BB,TANDEM
9	06140738	BRACKET,PIVOT,TROLLEY,BB,TANDEM
10	06140740	BRACKET,PROX,SIDE-ARCH,BB,TANDEM
11	06140710	BRACKET,ROUTING,SIDE-ARCH,BB,TANDEM
12	06140712	BRACKET,SENSOR,SIDE-ARCH,RH,BB,TANDEM
13	06140725	BRACKET,SENSOR,TIRE-SCRUBBER,TANDEM
14	06140676	BRACKET,SIDE-ARCH,RH,BB,TANDEM,RT300
15	06140705	BRACKET,TROLLEY,SIDE-ARCH,RH,BB,TANDEM
16	06140932	BRACKET,WHEEL-SCRUBBER,RS,TANDEM
17	M520490	BRACKET-L,BENT,3.00x4.94,SST
18	06500074	BRUSH,15"DIA,WHEEL-SCRUB
19	67702-S	BUSHING,3/8NPTx1/4NPT,SST
20	05050016	CLAMP,PIPE,1-1/4,PP,STANDARD
21	05120023	COLLAR,.75",DOUBLE-SPLIT,SST
22	04080093	CORDSET,12mm,3/20AWG,90°,6m
23	04080350	CORDSET,12mm,5/20AWG,90°,8m
24	06060015	CUSHION,ULTRASONIC-MOUNT,SILICONE
25	04120064	GEAR-MOTOR,1/8HP,91.6RPM,24VDC,RT-ANGLE
26	05120011	HITCH-PIN,INT,0.120DIA-WIRE,1/2"PIN,SST
27	68116-MHB	HOSE-BARB,1/2Hx3/8MNPT,BRS
28	04120022	HUB-MOTOR,.23HP,123.6RPM,24VDC
29	05120039	KEY,.135x.187x2.75",SST
30	64646-4M	NOZZLE,V-JET,8010,1/4"NPT,SST
31	71009-NFS	NUT,#10-32,HEX,LOCK,SST
32	71009-HFS	NUT,#10-32,HEX,SST
33	71015-JCS	NUT,1/2-13,HEX,JAM,SST
34	71015-NCS	NUT,1/2-13,HEX,LOCK,SST
35	71011-NCS	NUT,1/4-20,HEX,LOCK,SST
36	71013-NCS	NUT,3/8-16,HEX,LOCK,SST
37	05020006	NUT,M6,HEX,LOCK,SST

ITEM	PART #	DESCRIPTION
38	04070003	PHOTO-EYE,THRU-BEAM,XMTR,30mm,BANNER-QS
39	06240292	PLATE,BACKING,GEARMOTOR-MOUNT,TIRE-SCRUB
40	06240311	PLATE,TRUCK,SIDE-ARCH,BB,TANDEM
41	93020	PROX,12mm,SHLD,10-30VDC,NPN
42	05120031	RETAINING-RING,.875,EXT,SST
43	05120030	RETAINING-RING,17mm,EXT,SST
44	06170003	ROLLER,HORIZONTAL,2.88,DELRLIN,W/BEARING
45	06170008	ROLLER,TAPERED,2.66,DELRLIN,W/BEARING
46	70062-SCS	SCREW,#10-32x.75,PPHMS,SST
47	05040221	SCREW,#10-32x3.00,PRHMS,ZINC-PLT
48	70108-HCS	SCREW,1/4-20x.75,HHCS,SST
49	70110-HCS	SCREW,1/4-20x1.00,HHCS,SST
50	70116-SCS	SCREW,1/4-20x2.50,PPHMS,SST
51	70117-HCS	SCREW,1/4-20x2.75,HHCS,SST
52	70119-HCS	SCREW,1/4-20x3.25,HHCS,SST
53	70181-HCS	SCREW,3/8-16x1.25,HHCS,SST
54	70182-HCS	SCREW,3/8-16x1.50,HHCS,SST
55	70184-HCS	SCREW,3/8-16x2.00,HHCS,SST
56	05040028	SCREW,M6x16mm,HHCS,SST
57	05040066	SCREW,M6x25mm,HHCS,SST
58	04420036	SENSOR,ULTRASONIC,75kHz,60'CBL,1.5"DIA
59	06150160	SHAFT,PIVOT,SIDE-ARCH,1.375,BB,TANDEM
60	06150101	SHAFT,ROLLER,HORIZONTAL,BB,TANDEM
61	06150102	SHAFT,ROLLER,VERTICAL,BB,TANDEM
62	06150073	SHAFT,WHEEL-CLEANER,SIDE-ARCH,TANDEM
63	06350002	SPRING,CPRSN,TROLLEY,TIRE-PRESSURE
64	03240007	SWIVEL,3/8,90DEG,BRASS
65	05040222	THREADED-ROD,1/2-13x6.25",SST
66	71509-FS	WASHER,#10,FLAT,SST
67	71515-FS	WASHER,1/2,FLAT,SST,MIL-SPEC
68	71511-FS	WASHER,1/4,FLAT,SST
69	71513-FS	WASHER,3/8,FLAT,1-OD,.083THK,SST
70	05030042	WASHER,M12,FENDER,SST
71	05030020	WASHER,M16,FLAT,SST
72	05030016	WASHER,M6,FLAT,SST

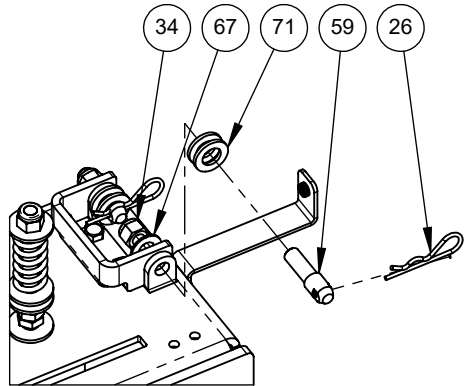
PICTORIAL PARTS CATALOG		
DESCRIPTION: <b>BASIC SIDE ARCH, RT200 RIGHT HAND</b>		
DWG. NO. <b>11220011</b>	REV <b>04</b>	SHEET <b>1 OF 6</b>
 		
<b>VEHICLE WASH SYSTEMS</b> <small>PART OF OPW  COMPANY</small>		



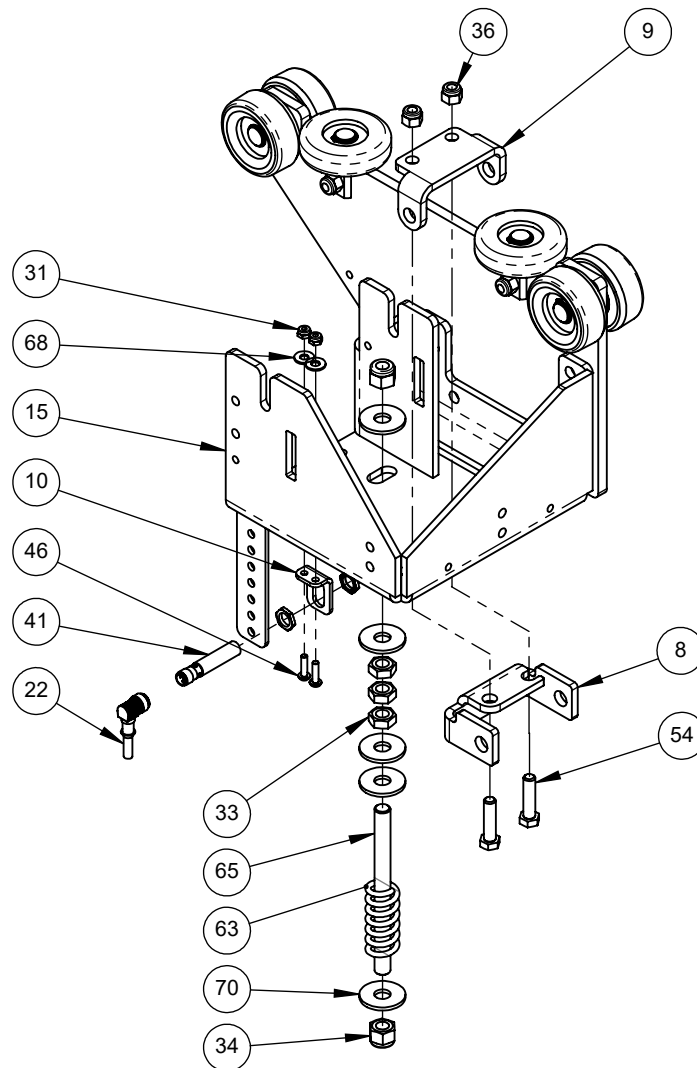
<b>PICTORIAL PARTS CATALOG</b>		
DESCRIPTION: <b>BASIC SIDE ARCH, RT200 RIGHT HAND</b>		
DWG. NO. 11220011	REV 04	SHEET 2 OF 6
 <b>VEHICLE WASH SYSTEMS</b>		
PART OF OPW		



TRUCK DETAIL

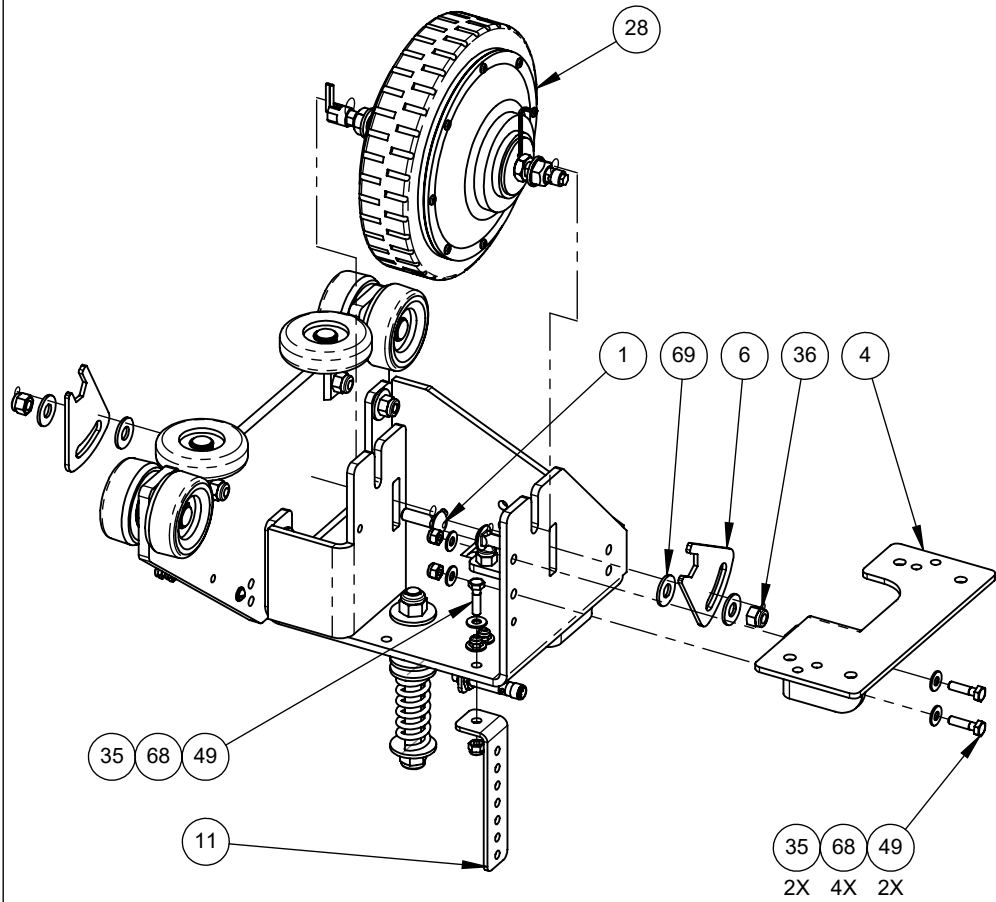


PIVOT PIN DETAIL

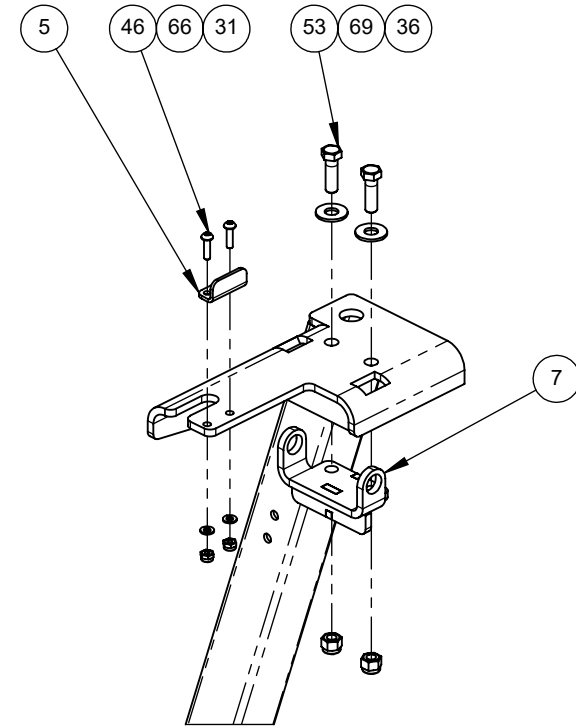


TROLLEY PIVOT BRACKET DETAIL

PICTORIAL PARTS CATALOG		
DESCRIPTION: BASIC SIDE ARCH, RT200 RIGHT HAND		
DWG. NO.	REV	SHEET
11220006	04	3 OF 6
 		
VEHICLE WASH SYSTEMS <small>PART OF OPW DOVER COMPANY</small>		



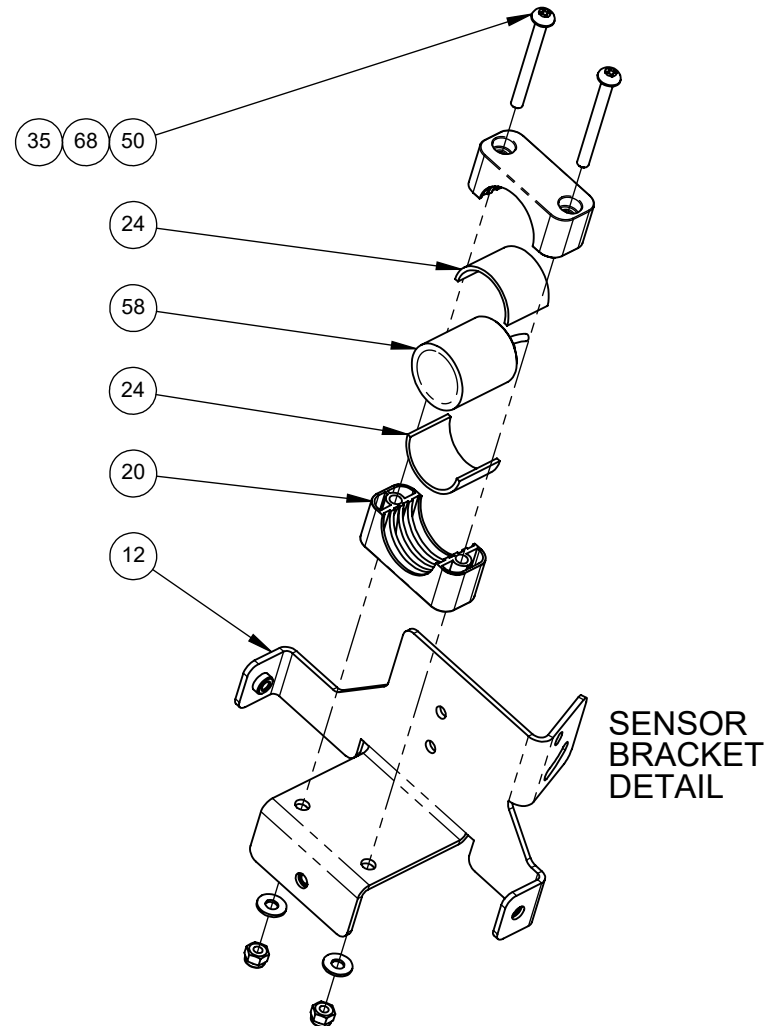
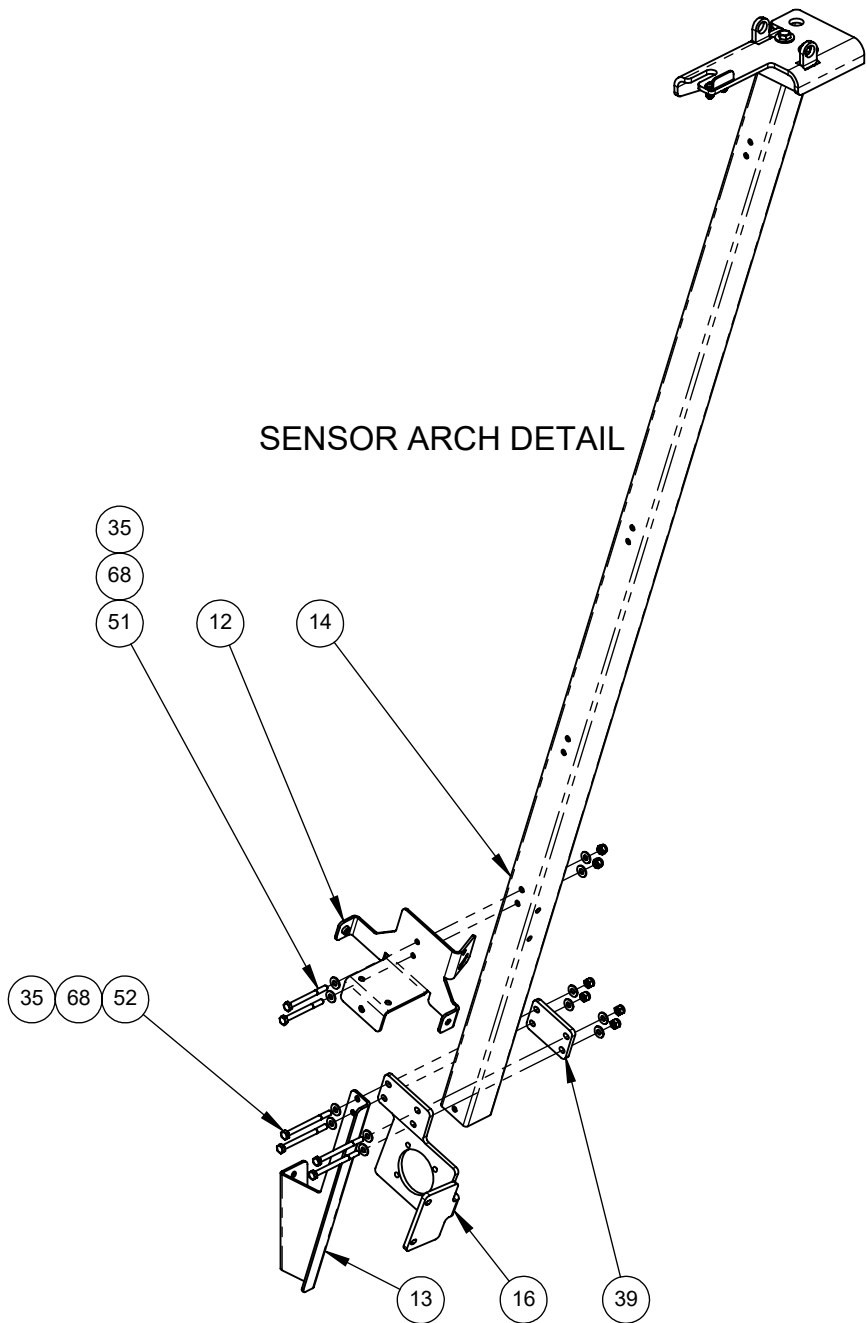
HUB MOTOR DETAIL



ARCH PIVOT BRACKET DETAIL

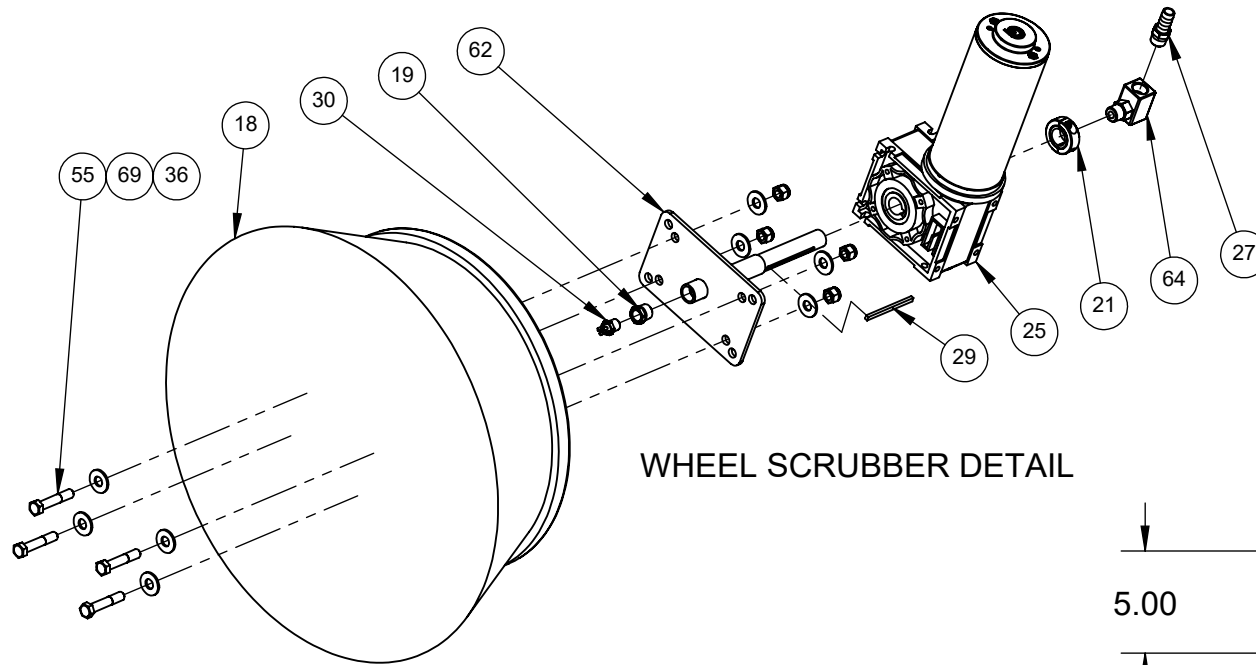
PICTORIAL PARTS CATALOG		
DESCRIPTION: <b>BASIC SIDE ARCH, RT200 RIGHT HAND</b>		
DWG. NO. <b>11220011</b>	REV <b>04</b>	SHEET <b>4 OF 6</b>
 		
<b>VEHICLE WASH SYSTEMS</b> <small>PART OF OPW  COMPANY</small>		

SENSOR ARCH DETAIL

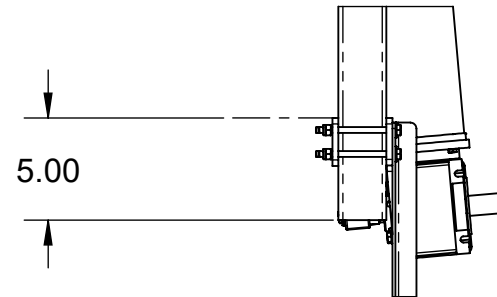


SENSOR BRACKET DETAIL

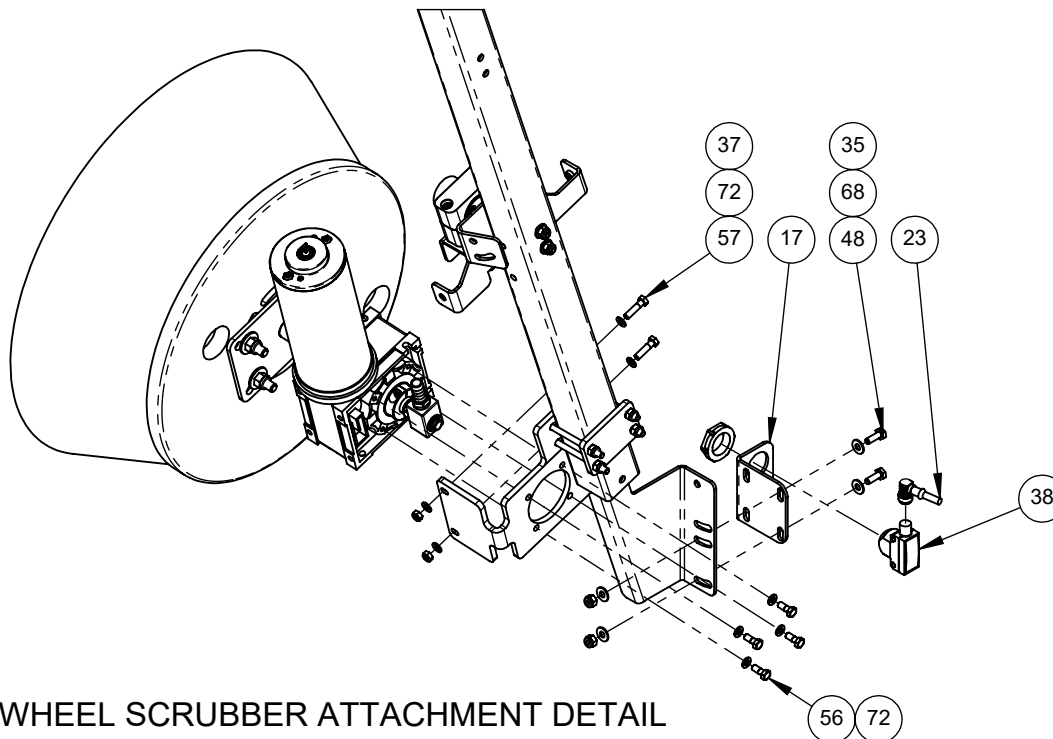
PICTORIAL PARTS CATALOG		
DESCRIPTION: <b>BASIC SIDE ARCH, RT200 RIGHT HAND</b>		
DWG. NO. <b>11220011</b>	REV <b>04</b>	SHEET <b>5 OF 6</b>
		
<b>VEHICLE WASH SYSTEMS</b>		<small>PART OF OPW</small>  <small>COMPANY</small>



WHEEL SCRUBBER DETAIL





WHEEL SCRUBBER POSITION



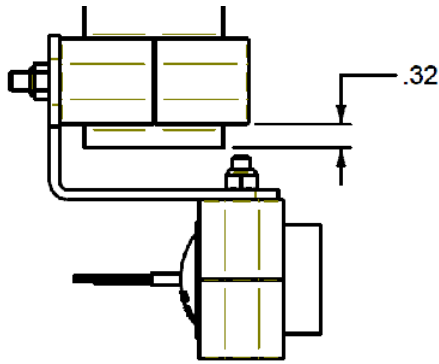
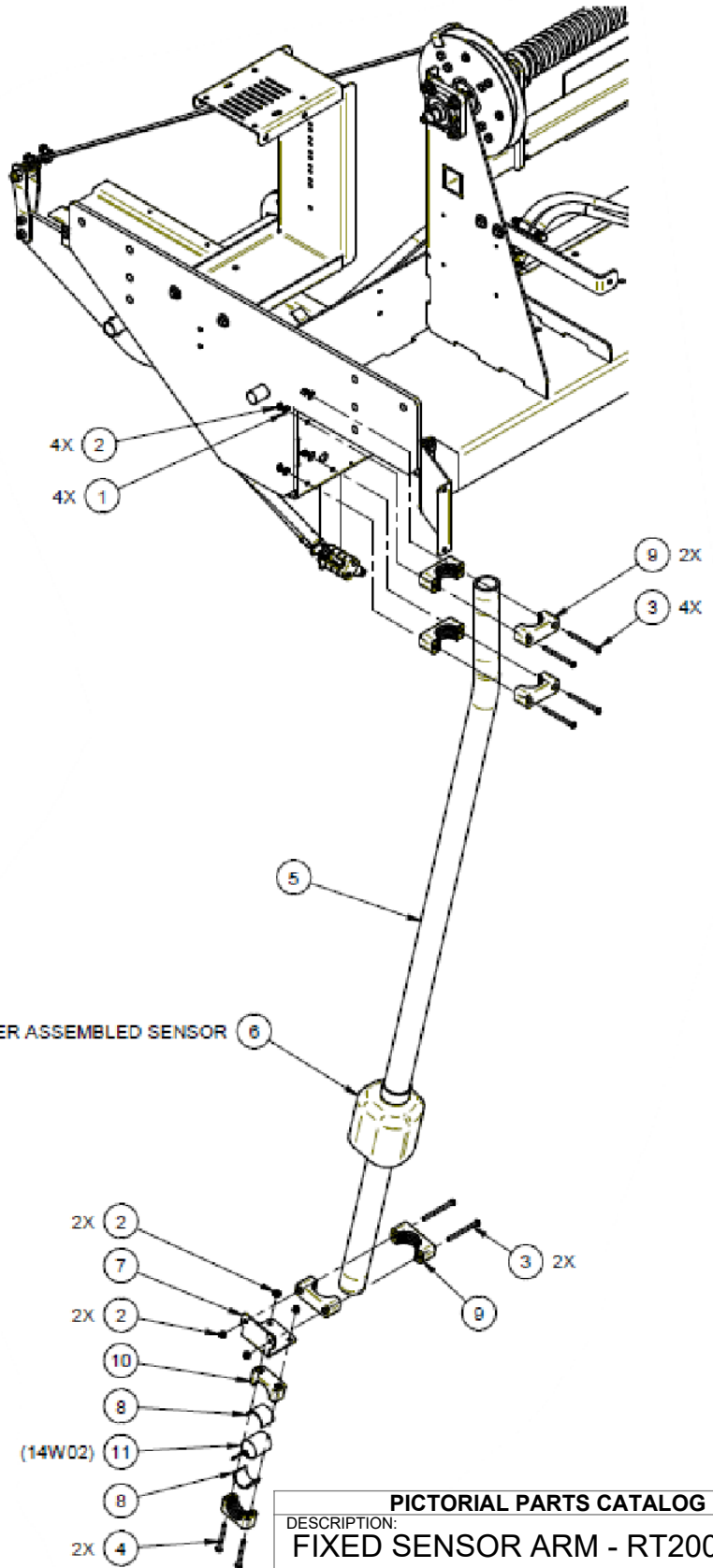
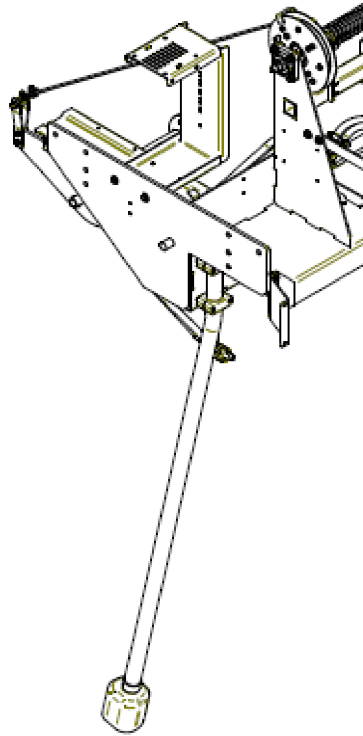
WHEEL SCRUBBER ATTACHMENT DETAIL

<b>PICTORIAL PARTS CATALOG</b>		
DESCRIPTION: <b>BASIC SIDE ARCH, RT200 RIGHT HAND</b>		
DWG. NO. <b>11220011</b>	REV <b>04</b>	SHEET <b>6 OF 6</b>
 <b>VEHICLE WASH SYSTEMS</b>		
<small>PART OF OPW</small>		<small>ADOVER COMPANY</small>

ITEM	PART #	DESCRIPTION
1	71511-FS	WASHER, 1/4, FLAT, SST
2	71011-NCS	NUT, 1/4-20, HEX, LOCK, SST
3	70118-SCS	SCREW, 1/4-20x3.00, SRHMS, SST
4	70116-SCS	SCREW, 1/4-20x2.50, SRHMS, SST
5	06190138	ARM, MOUNT, SENSOR, RT200, TANDEM
6	06160321	COVER, LOWER, BB, SIDE-ULTRASONIC, RT200
7	06140742	BRACKET, SENSOR-MOUNT, RT200, TANDEM
8	06060015	CUSHION, ULTRASONIC-MOUNT, SILICONE
9	05050067	CLAMP, PIPE, 1-1/2, PP, STANDARD
10	05050016	CLAMP, PIPE, 1-1/4NPT, PP, STANDARD
11	04420036	SENSOR, ULTRASONIC, 75kHz, 60'CBL, 1.5"DIA

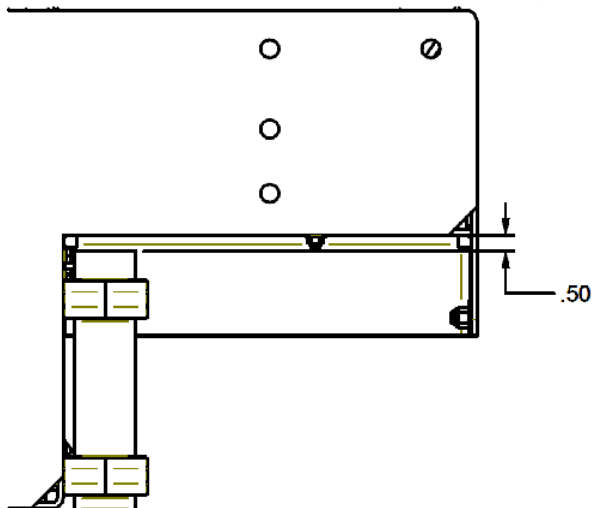
<b>PICTORIAL PARTS CATALOG</b>		
DESCRIPTION: <b>FIXED SENSOR ARM - RT200</b>		
DWG. NO. <b>11410005</b>	REV <b>01</b>	SHEET <b>1 OF 2</b>
 		
<b>VEHICLE WASH SYSTEMS</b> <small>PART OF OPW      A DOVER COMPANY</small>		





SLIDE OVER ASSEMBLED SENSOR

SENSOR POSITION



SENSOR ARM POSITION

LEFT SIDE SHOWN;  
RIGHT SIDE SIMILAR

PICTORIAL PARTS CATALOG  
DESCRIPTION:  
FIXED SENSOR ARM - RT200

DWG. NO.	REV	SHEET
11410005	01	2 OF 2



ITEM	PART #	DESCRIPTION
1	75101	CLAMP,HOSE,#6,.38-.50H,SST
2	68311-MHN	HOSE-BARB,90,3/8Hx1/4MNPT,NYL
3	68113	HOSE-BARB,3/8Hx3/8MNPT,NYL
4	67794-4B	COUPLING,FULL,.38NPT,BR
5	67704-N	BUSHING,PIPE,1/2x1/4NPT,NYL
6	67055-4B	NIPPLE,HEX,3/8NPT,BRS
7	63487	INJECTOR,.086,SST,.38MPTx.38MPT
8	44553-S	ADAPTER,3/8FNPT-SWIVELx1/4MNPT,SST
9	03010090	VALVE,WATER,NC,3/8NPT,24VAC,SST
10	01130010	HOSE,.38,200-PSI,EPDM,BLK

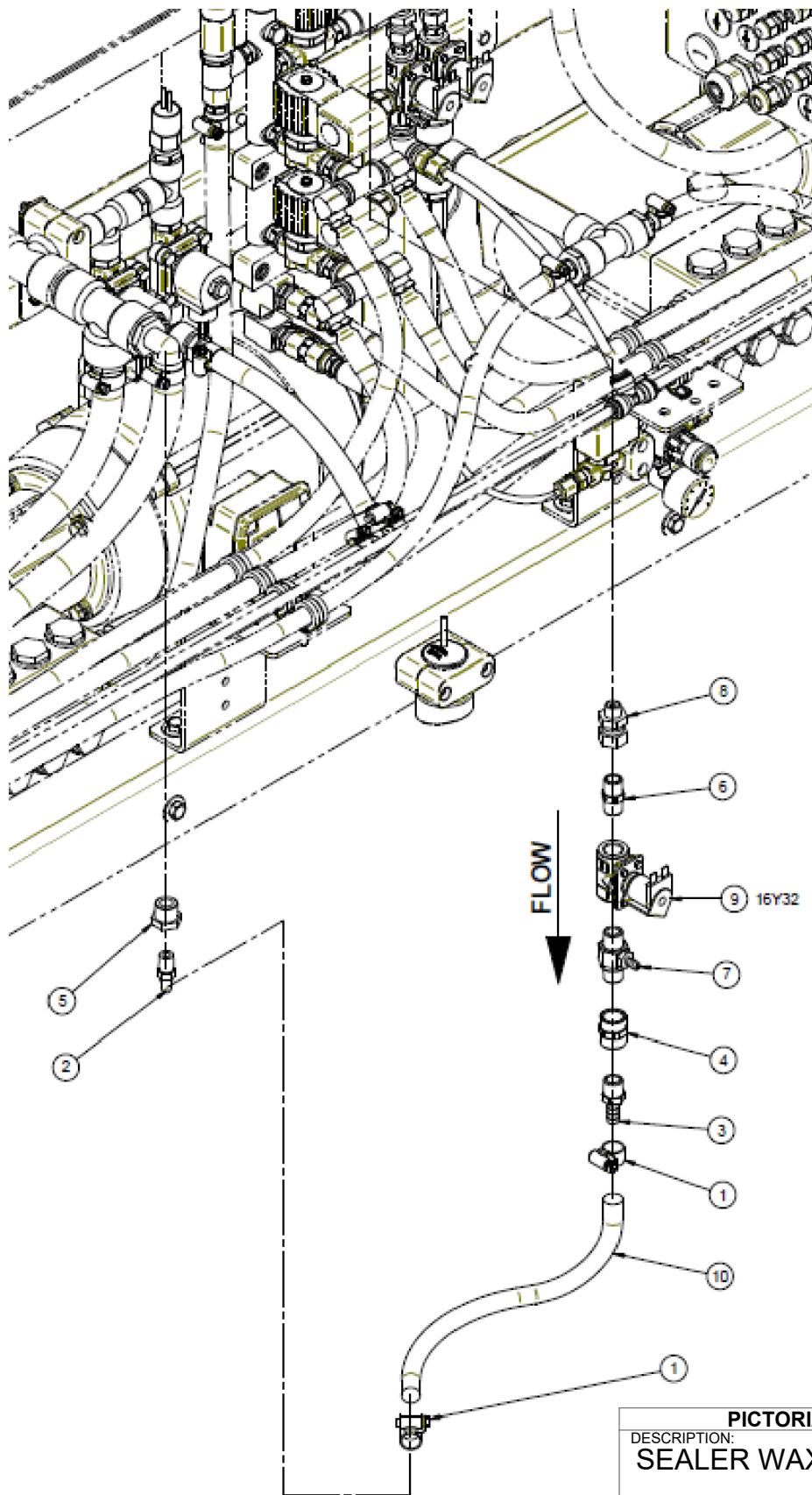
**PICTORIAL PARTS CATALOG**

DESCRIPTION:  
**SEALER WAX - BACK BRIDGE**

DWG. NO.	REV	SHEET
11250094	02	1 OF 2



PART OF OPW DOVER COMPANY






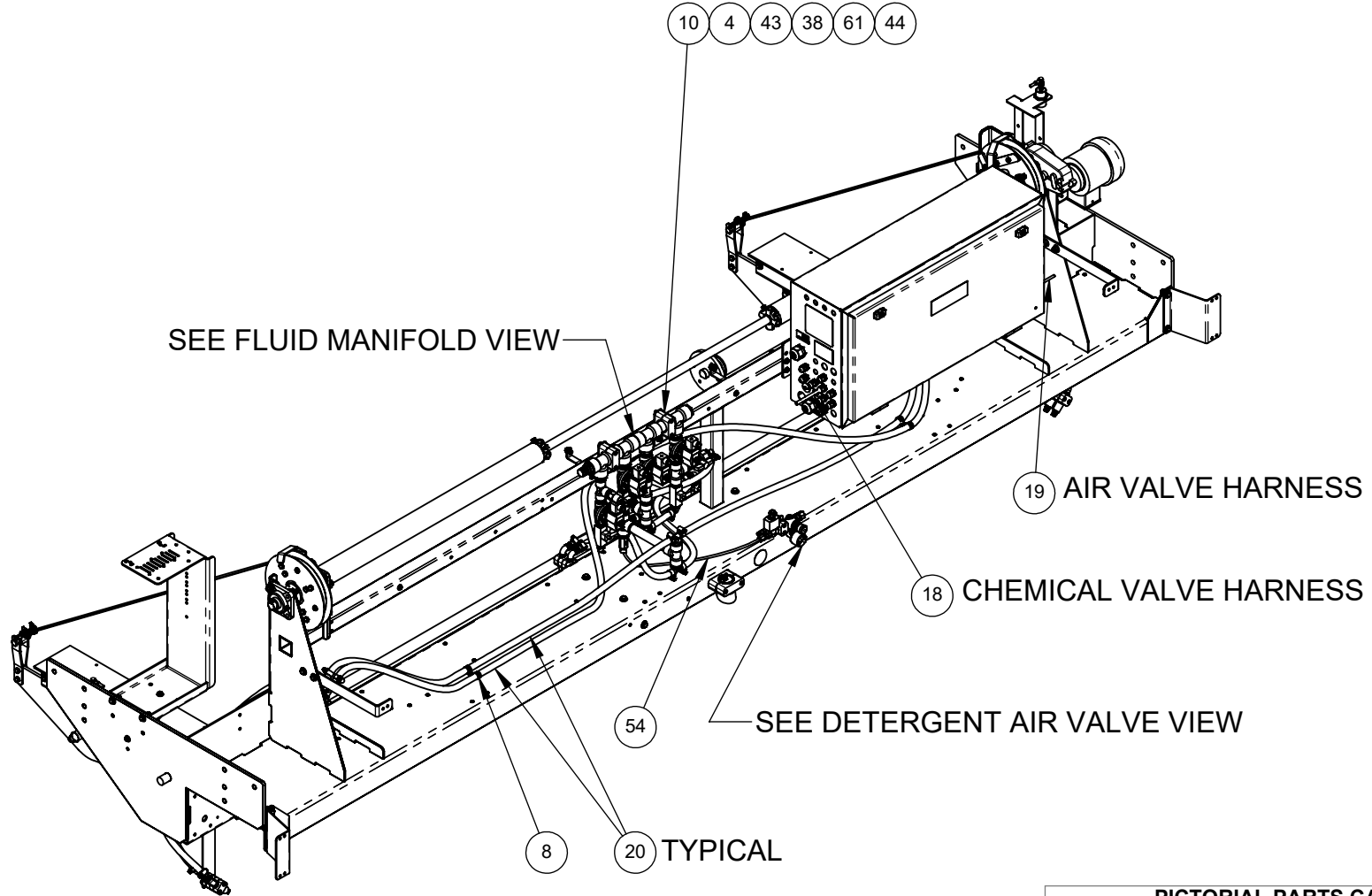
<b>PICTORIAL PARTS CATALOG</b>		
DESCRIPTION: <b>SEALER WAX - BACK BRIDGE</b>		
DWG. NO.	REV	SHEET
11250094	02	2 OF 2
<b>PDQ</b> VEHICLE WASH SYSTEMS		
<small>PART OF OPW</small>		<small>A DOVER COMPANY</small>




**CONFIDENTIAL**

ITEM	PART #	DESCRIPTION
1	67059-4N	ADAPTER,3/4NPTx1/2NPT,NYL
2	06140763	BRACKET,AIR-VALVE,BB,TANDEM,RT200
3	06140757	BRACKET,DETERGENT/RINSE,RT200,BB,TANDEM
4	06140754	BRACKET,DISTRIBUTION-MANIFOLD,BB,TANDEM
5	67713-N	BUSHING,1NPTx1/2NPT,NYL
6	67714-N	BUSHING,1NPTx3/4NPT,NYL
7	67707-N	BUSHING,3/4NPTx1/4NPT,NYL
8	05050008	CLAMP,CUSHION,3/4",SST
9	75101	CLAMP,HOSE,#6,.38-.50H,SST
10	05050016	CLAMP,PIPE,1-1/4,PP,STANDARD
11	05050065	CLAMP,PIPE,1/4,PP,STANDARD
12	67792-4S	COUPLING,1/4NPT,SST
13	67434-4S	ELBOW,1/4NPT,45DEG,SC40,SST,SP114
14	67402-4S	ELBOW,1/4NPT,90DEG,SC40,SST,SP114
15	67400-4B	ELBOW,PIPE,1/8"NPT,BRS
16	67487-4S	ELBOW,STREET,1/4NPT,90DEG,SC40,SST
17	25031	GAUGE,PRES,0-160PSI,1/8NPT,CBM,1.50"
18	04080184	HARNESS,16-PT,CHEMICAL,INJECTORS,TANDEM
19	04080220	HARNESS,4-PT,3X-DETERGENT,AIR-VALVES
20	61025	HOSE,.50,200PSI,BLACK,SYN-RBR,SYN-YRN
21	68317-MHN	HOSE-BARB,1/2Hx1/2MNPT,90°,NYL
22	68115-MHN	HOSE-BARB,1/2Hx1/4MNPT,NYL
23	68318-MHN	HOSE-BARB,1/2Hx3/4MPT,90°,NYL
24	03150019	INJECTOR,.135-.245,1/2FPT,ADJ,BRS
25	03150023	INJECTOR,1/2NPT,ADJ,SST
26	91999	MESH,TEFLON
27	67011-B4B	NIPPLE,1/4NPTx2.00,SC40,BRS
28	67011-B4S	NIPPLE,1/4NPTx2.00,SC40,SST
29	03130044	NIPPLE,1NPTx3.00,SC80,PVC
30	67015-4P	NIPPLE,1NPTxCLOSE,SC80,PVC
31	03130048	NIPPLE,3/4NPTx7.00,SC80,PVC

ITEM	PART #	DESCRIPTION
32	67058-4N	NIPPLE,HEX,1/2NPT,NYL
33	03130036	NIPPLE,HEX,1/8"NPT,BRS
34	67060-4N	NIPPLE,HEX,3/4NPT,NYL
35	64714-4M	NOZZLE,V-JET,11006,1/4"NPT,SST
36	64646-4M	NOZZLE,V-JET,8010,1/4"NPT,SST
37	64656-4M	NOZZLE,V-JET,8050,1/4"NPT,SST
38	71011-NCS	NUT,1/4-20,HEX,LOCK,SST
39	71013-NCS	NUT,3/8-16,HEX,LOCK,SST
40	67655-N	PLUG,1NPT,HEX-HD,NYL
41	70109-HCS	SCREW,1/4-20x.87,HHCS,SST
42	05040274	SCREW,1/4-20x1.5,PRHMS,SS
43	70116-SCS	SCREW,1/4-20x2.50,PRHMS,SST
44	70117-HCS	SCREW,1/4-20x2.75,HHCS,SST
45	70117-SCS	SCREW,1/4-20x2.75,PRHMS,SST
46	70118-SCS	SCREW,1/4-20x3.00,PRHMS,SST
47	70180-HCS	SCREW,3/8-16x1.00,HHCS,SST
48	03050024	TEE,1/2"Hx3/4MNPT,NYL
49	67105-4S	TEE,1/4NPT,PIPE,SC40,SST,SP114
50	67125-4N	TEE,1NPT,PIPE,SC40,NYL
51	03050017	TEE,3/4NPT,PIPE,NYL
52	24025-FO	TUBE-FTG,CONN,1/4"Tx1/4NPT,COMP,PP
53	24036-FO	TUBE-FTG,CONN,3/8x1/4NPT,COMP,PP
54	23965	TUBING,.25X.04W,NAT-PE
55	03010130	VALVE,1/2FNPT,NC,WATER,24VAC,GF-NYL
56	03010131	VALVE,3/4FNPT,NC,WATER,24VAC,GF-NYL
57	63206	VALVE,BALL,1/2NPT,FEMALE,PVC
58	03010129	VALVE,CHECK,1/4PCF-INx1/4NPT-OUT,3#
59	26160	VALVE,REG,1/4"NPT,125PSI,W/NUT,MINI
60	03010140	VALVE,SOL,2-WAY,NC,1/4"NPT,24VAC,BRASS
61	71511-FS	WASHER,1/4,FLAT,SST
62	05030067	WASHER,3/8,FLAT,7/8-OD,.050THK,SST

PICTORIAL PARTS CATALOG		
DESCRIPTION: <b>DETERGENT/RINSE - RT200</b>		
DWG. NO.	REV	SHEET
11250105	02	1 OF 5
 		
<b>VEHICLE WASH SYSTEMS</b>		
PART OF OPW  COMPANY		



<b>PICTORIAL PARTS CATALOG</b>		
DESCRIPTION: <b>DETERGENT/RINSE - RT200</b>		
DWG. NO.	REV	SHEET
11250105	02	2 OF 5
		
VEHICLE WASH SYSTEMS		<small>PART OF OPW</small>  <small>COMPANY</small>

BRUSH LUBE  
VALVE ASSEMBLY  
SEE 09140016

16Y00  
BRUSH  
LUBE

16Y28  
DETERGENT

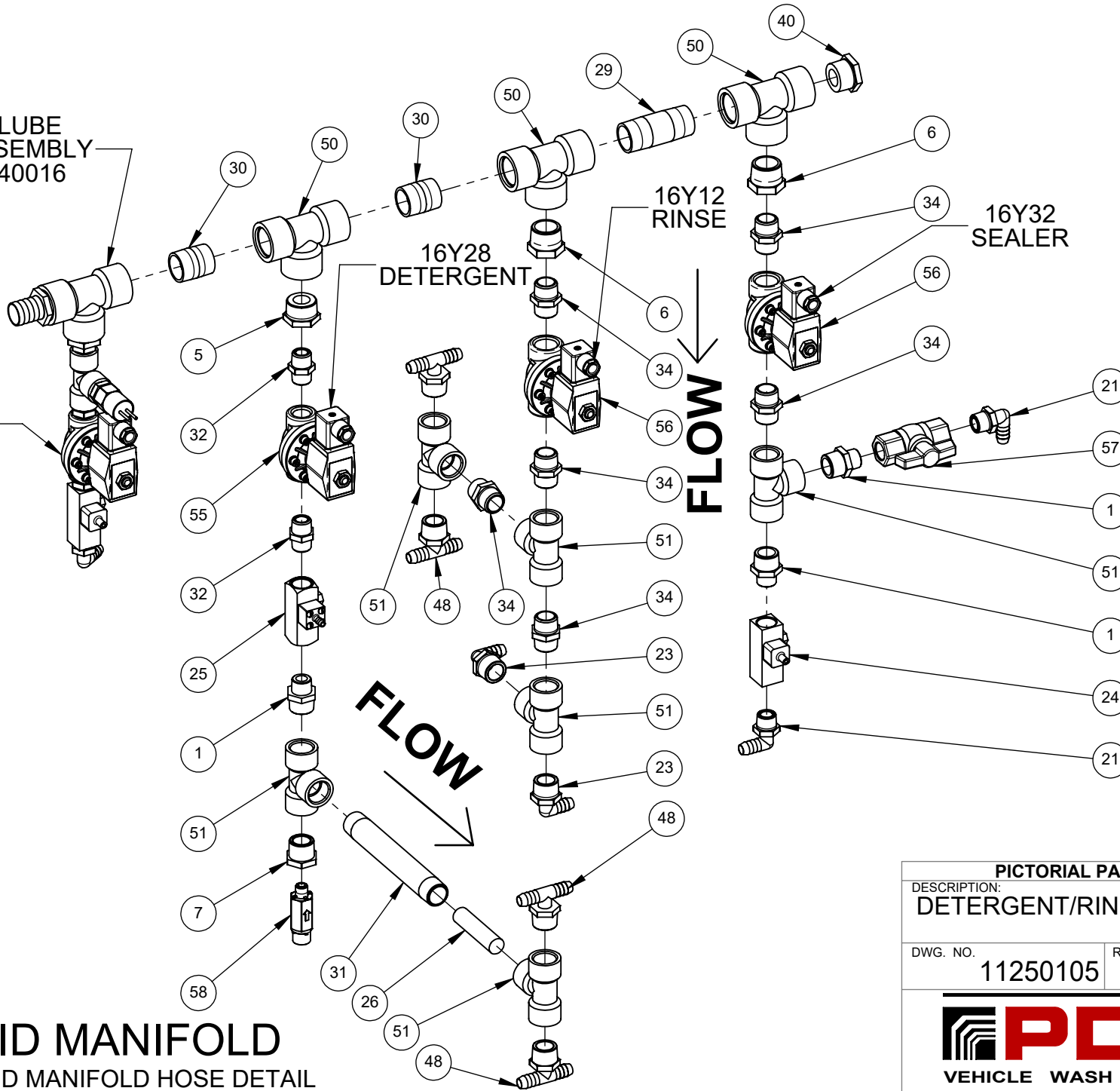
16Y12  
RINSE




16Y32  
SEALER

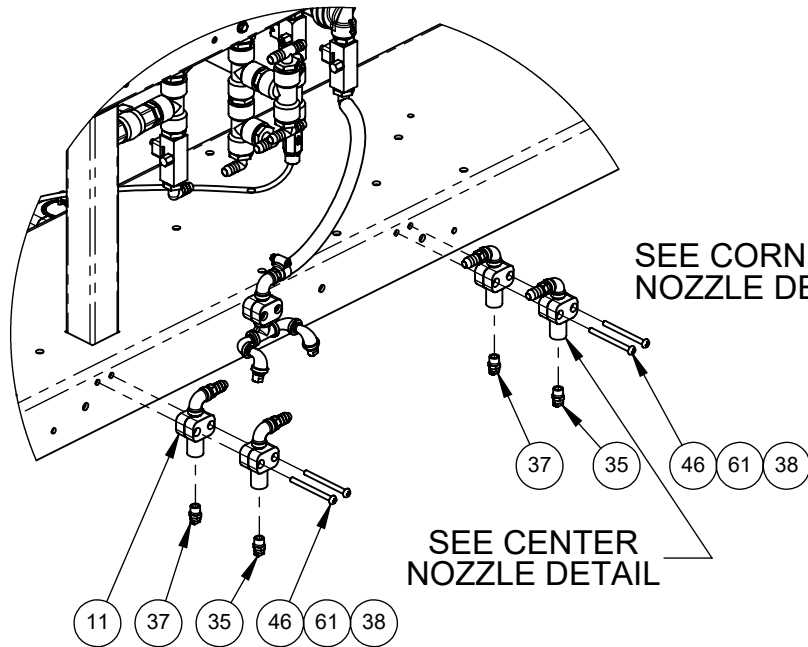
FLOW

FLOW

FLUID MANIFOLD  
SEE FLUID MANIFOLD HOSE DETAIL



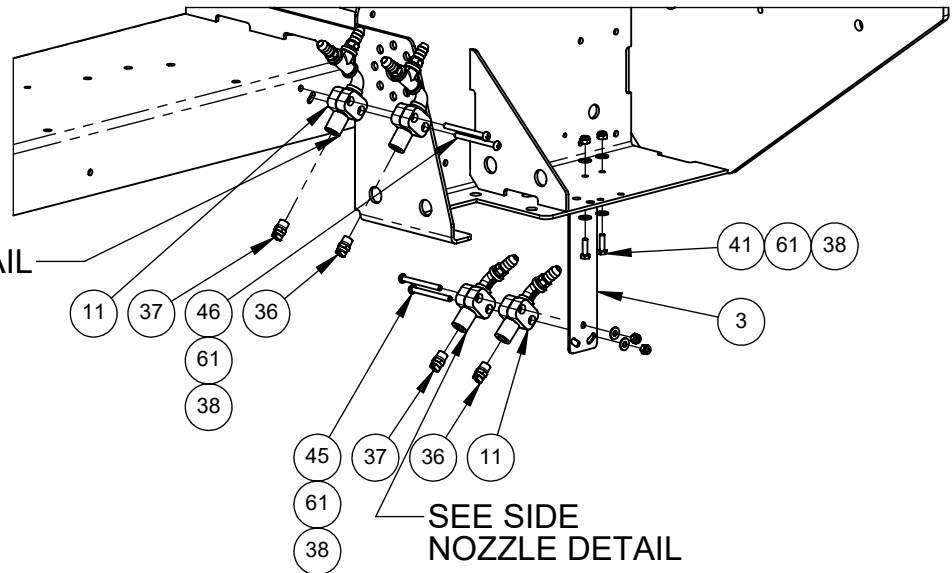
<b>PICTORIAL PARTS CATALOG</b>		
DESCRIPTION: <b>DETERGENT/RINSE - RT200</b>		
DWG. NO.	REV	SHEET
11250105	02	3 OF 5
 		
<b>VEHICLE WASH SYSTEMS</b> <small>PART OF OPW  COMPANY</small>		



CENTER NOZZLES

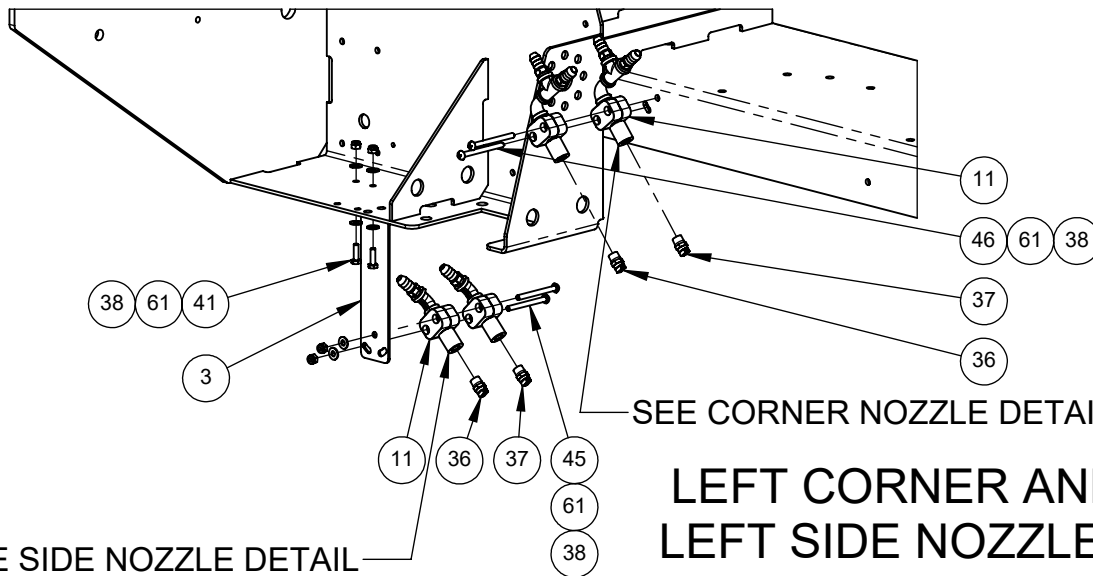
SEE CENTER NOZZLE DETAIL

SEE CORNER NOZZLE DETAIL



RIGHT CORNER AND RIGHT SIDE NOZZLES




SEE SIDE NOZZLE DETAIL

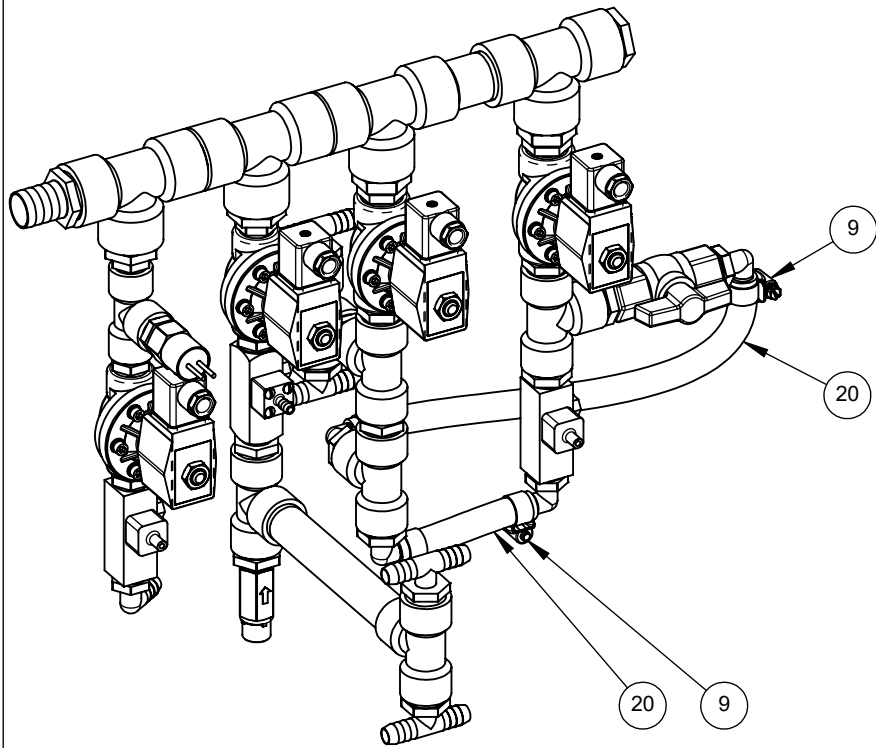


SEE SIDE NOZZLE DETAIL

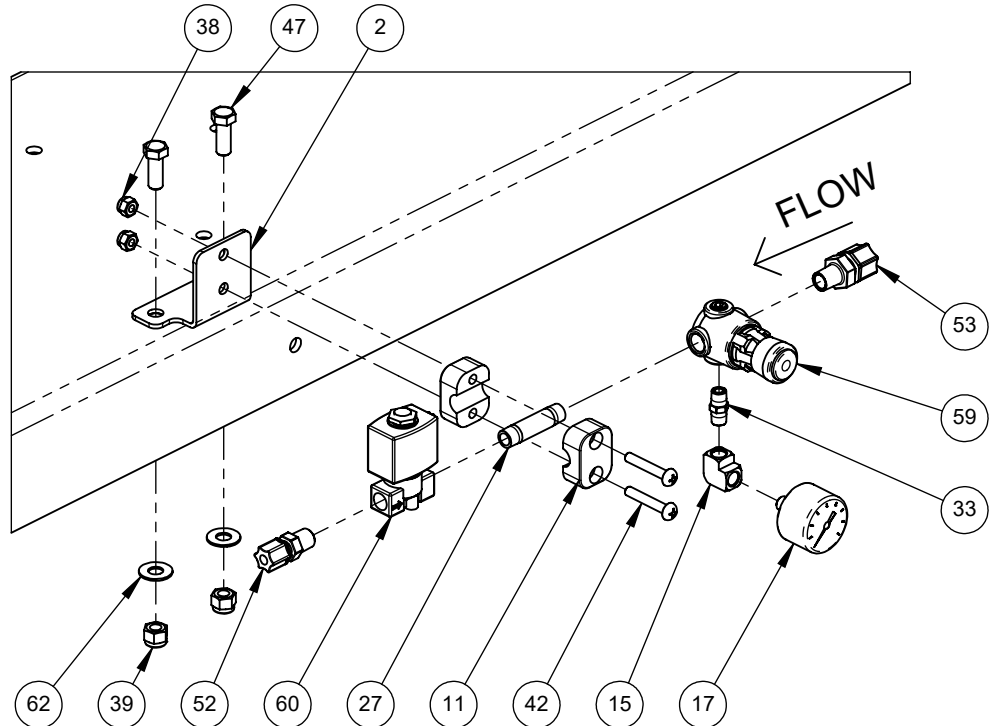
LEFT CORNER AND LEFT SIDE NOZZLES

SEE CORNER NOZZLE DETAIL

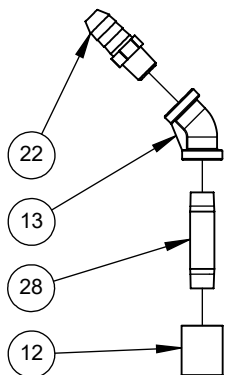
<b>PICTORIAL PARTS CATALOG</b>		
DESCRIPTION: <b>DETERGENT/RINSE - RT200</b>		
DWG. NO.	REV	SHEET
11250105	02	4 OF 5
 		
<b>VEHICLE WASH SYSTEMS</b> <small>PART OF OPW  COMPANY</small>		



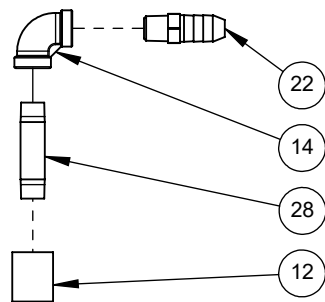
FLUID MANIFOLD HOSE DETAIL



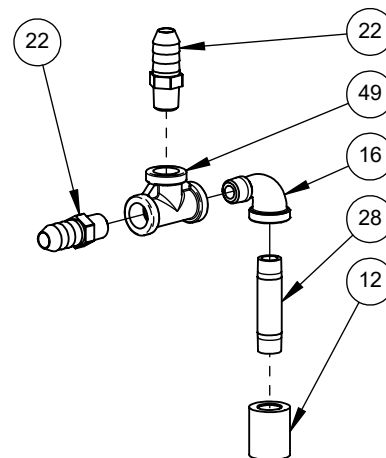
DETERGENT AIR VALVE





SIDE NOZZLE  
DETAIL



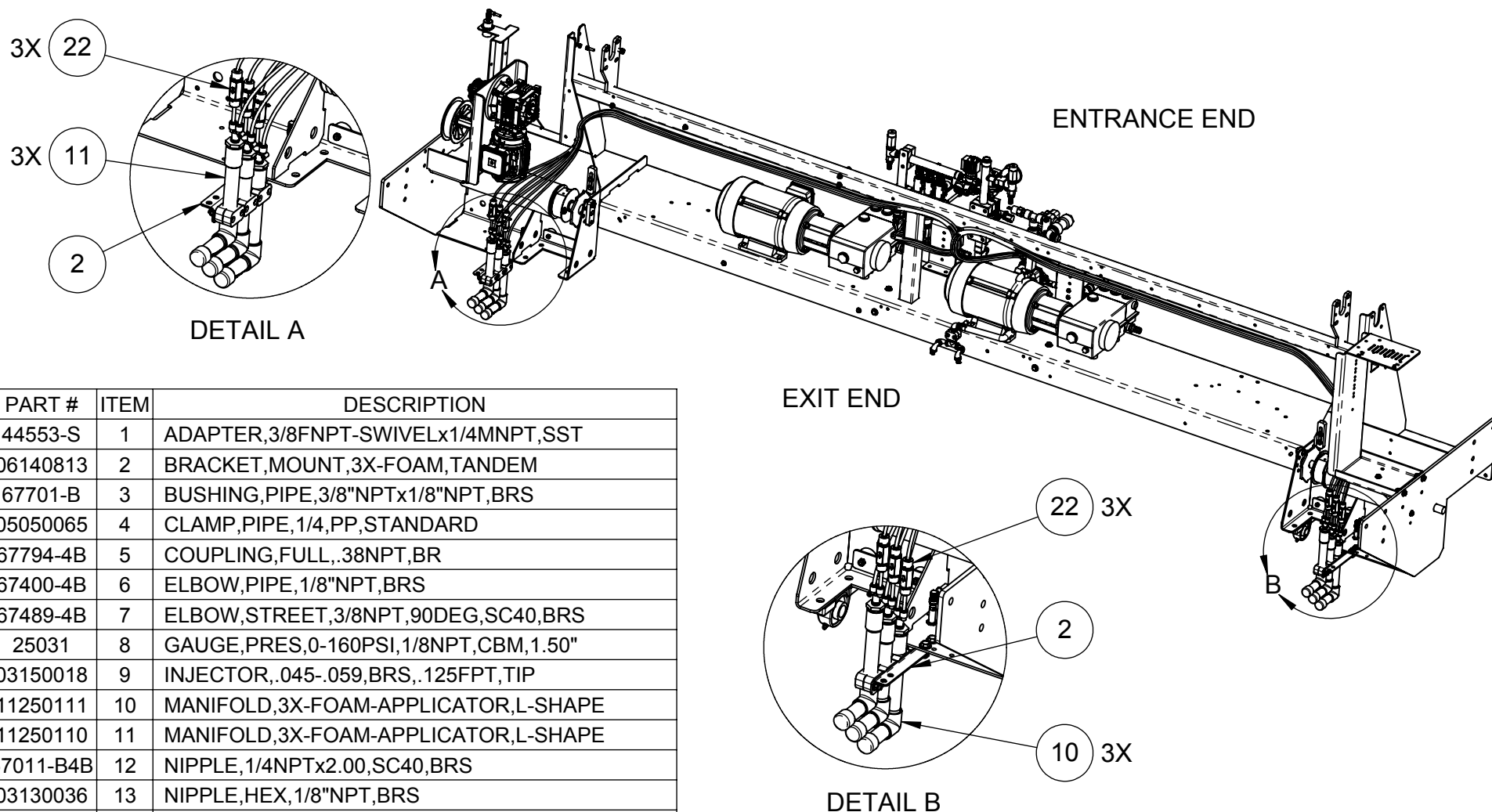
CENTER NOZZLE  
DETAIL



CORNER NOZZLE  
DETAIL

<b>PICTORIAL PARTS CATALOG</b>		
DESCRIPTION: <b>DETERGENT/RINSE - RT200</b>		
DWG. NO. <b>11250105</b>	REV <b>02</b>	SHEET <b>5 OF 5</b>
 <b>VEHICLE WASH SYSTEMS</b>		
<small>PART OF OPW</small>		<small>ADOVER COMPANY</small>







PART #	ITEM	DESCRIPTION
44553-S	1	ADAPTER,3/8FNPT-SWIVELx1/4MNPT,SST
06140813	2	BRACKET,MOUNT,3X-FOAM,TANDEM
67701-B	3	BUSHING,PIPE,3/8"NPTx1/8"NPT,BRS
05050065	4	CLAMP,PIPE,1/4,PP,STANDARD
67794-4B	5	COUPLING,FULL,.38NPT,BR
67400-4B	6	ELBOW,PIPE,1/8"NPT,BRS
67489-4B	7	ELBOW,STREET,3/8NPT,90DEG,SC40,BRS
25031	8	GAUGE,PRES,0-160PSI,1/8NPT,CBM,1.50"
03150018	9	INJECTOR,.045-.059,BRS,.125FPT,TIP
11250111	10	MANIFOLD,3X-FOAM-APPLICATOR,L-SHAPE
11250110	11	MANIFOLD,3X-FOAM-APPLICATOR,L-SHAPE
67011-B4B	12	NIPPLE,1/4NPTx2.00,SC40,BRS
03130036	13	NIPPLE,HEX,1/8"NPT,BRS
67055-4B	14	NIPPLE,HEX,3/8NPT,BRS
67195-4B	15	TEE,3/8NPT,MALE-RUN,SC40,BRS
03050016	16	TEE,3/8T,TUBE,PUSH-LOCK,PP
24036-FO	17	TUBE-FTG,CONN,3/8x1/4NPT,COMP,PP
03320041	18	TUBE-FTG,TEE,2PORT,1/4"x3/8NPT,PUSH,BRS
03320047	19	TUBE-FTG,TEE,6PORT,1/4Tx1/4NPT,PUSH,PLST
03010090	20	VALVE,.38,SST,NC,200PSI,24VAC
03010064	21	VALVE,CHECK,1/4MNPTX1/4FNPT,BRS-EPDM-SST
03010105	22	VALVE,CHECK,1/4x1/4PCF,3#,BRIDGE,G5
26160	23	VALVE,REG,1/4"NPT,125PSI,W/NUT,MINI
03010140	24	VALVE,SOL,2WAY,NC,1/4"NPT,24VAC,BRASS


**PICTORIAL PARTS CATALOG**

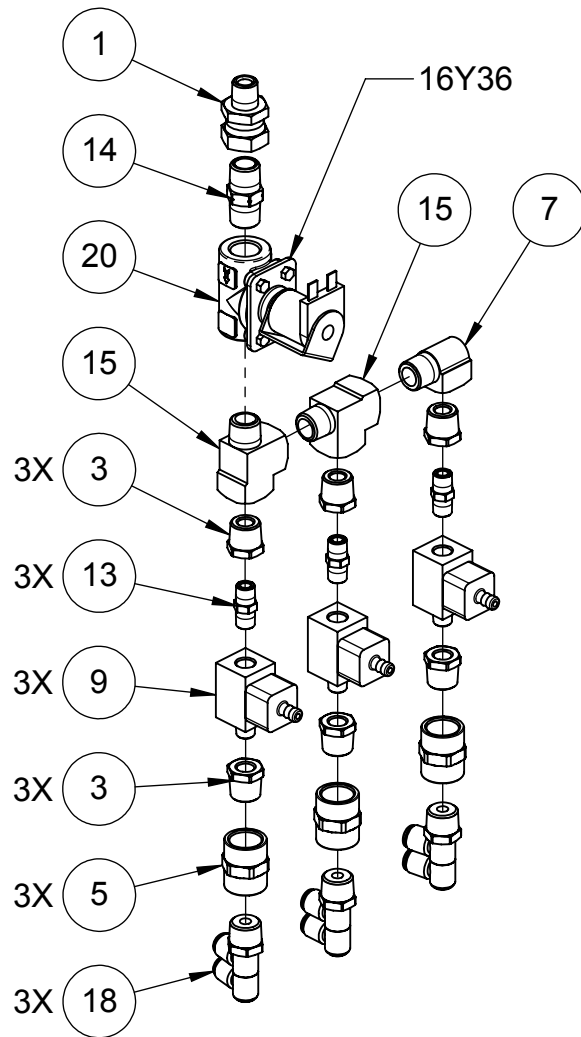
DESCRIPTION:  
**3X FOAM, TANDEM BACK BRIDGE**

DWG. NO.	REV	SHEET
09170014	05	1 OF 2

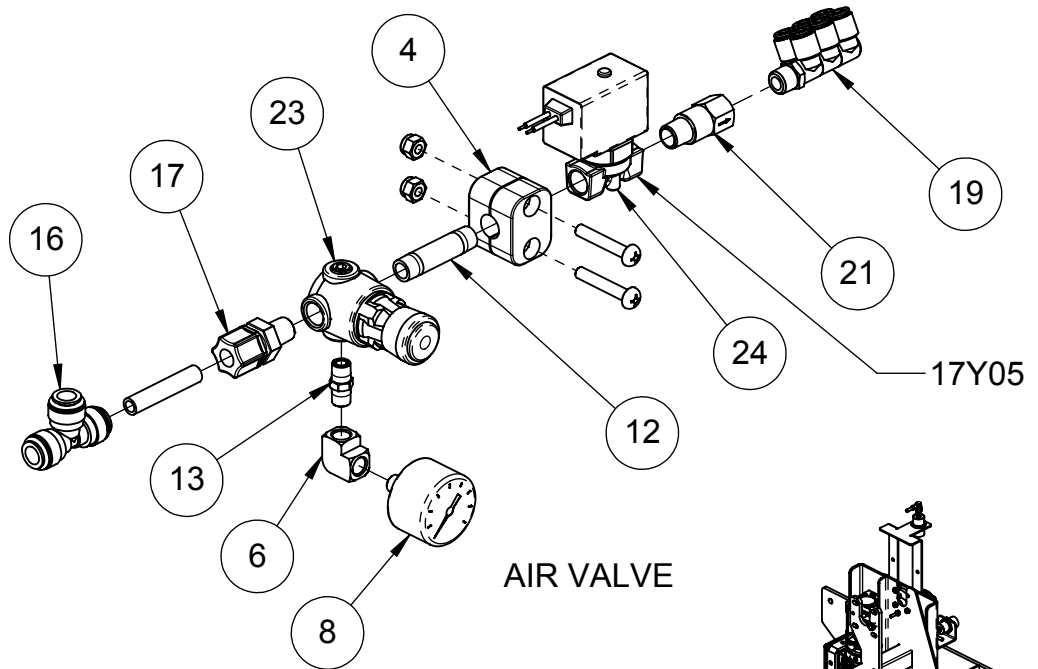



VEHICLE WASH SYSTEMS

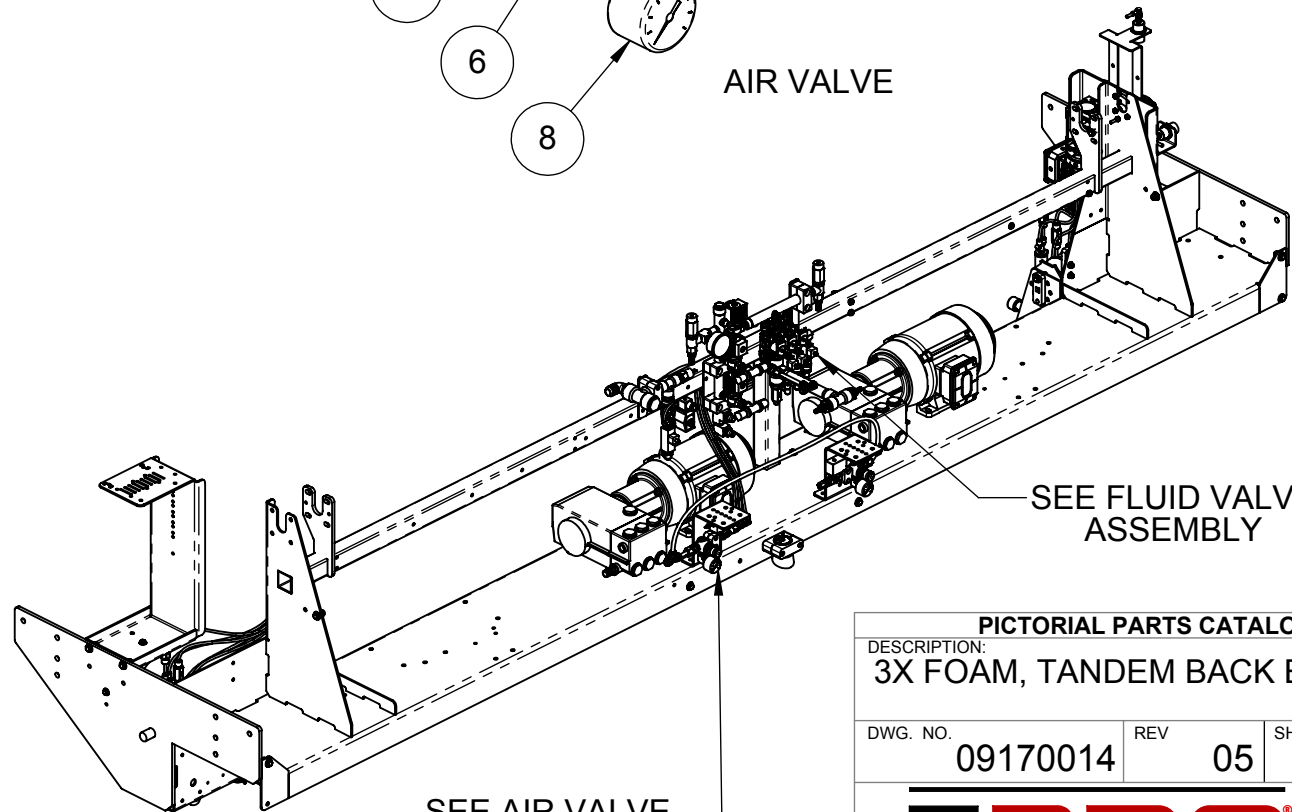
PART OF OPW 



FLUID VALVE





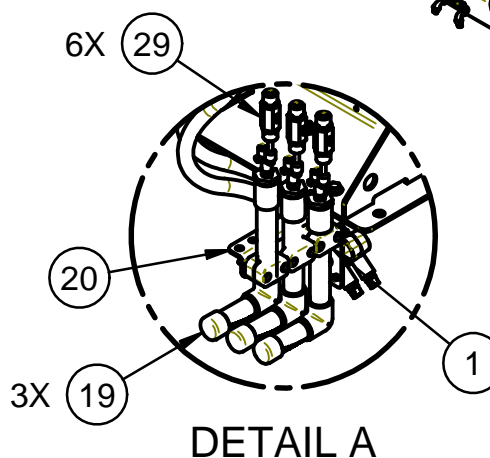
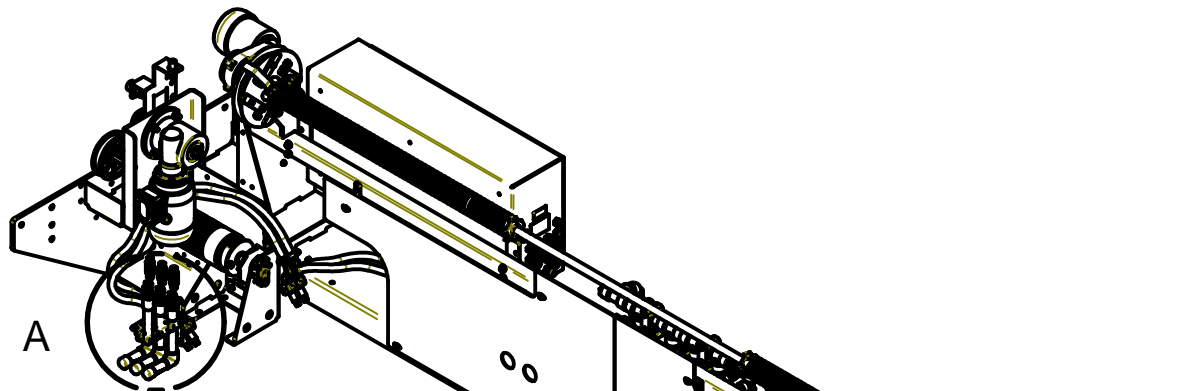
AIR VALVE



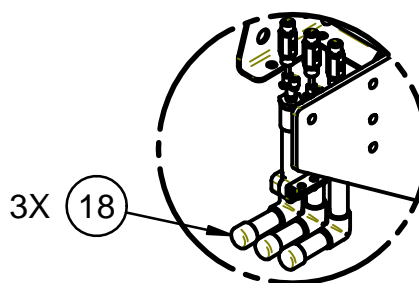
SEE FLUID VALVE ASSEMBLY

SEE AIR VALVE ASSEMBLY

PICTORIAL PARTS CATALOG		
DESCRIPTION: 3X FOAM, TANDEM BACK BRIDGE		
DWG. NO.	REV	SHEET
09170014	05	2 OF 2
		
VEHICLE WASH SYSTEMS		
PART OF OPW		ADOVER COMPANY




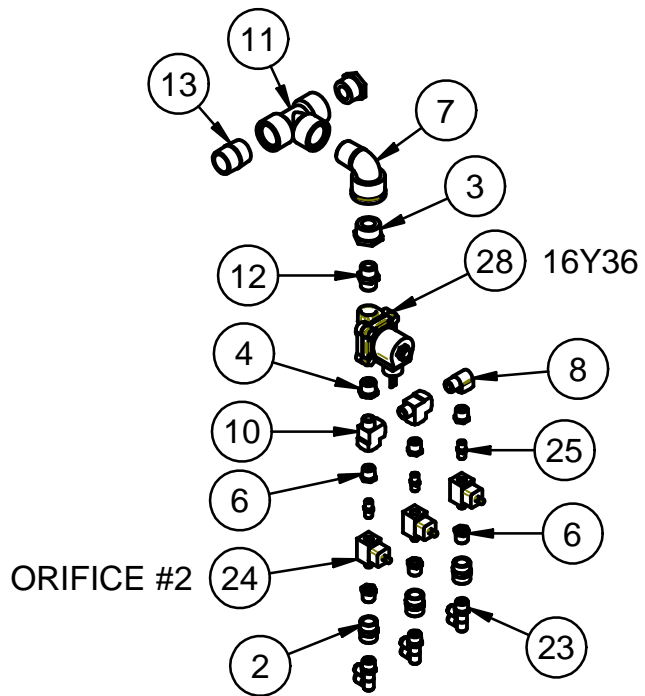
DETAIL A



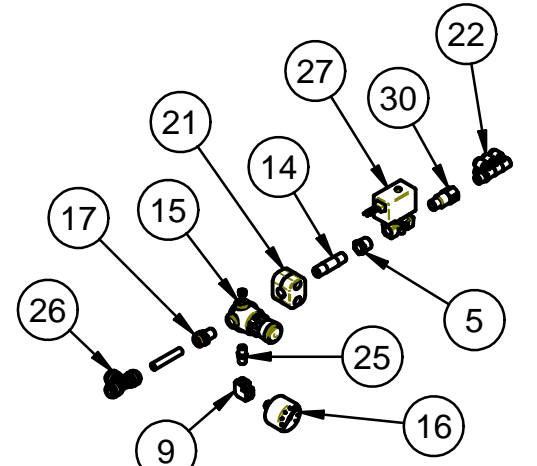
DETAIL B

ITEM	PART #	DESCRIPTION
1	75016	CLAMP,TUBE,1",PP,STANDARD
2	67794-4B	COUPLING,FULL,.38NPT,BR
3	67713-N	BUSHING,1NPTx1/2NPT,NYL
4	67705-B	BUSHING,1/2NPTx3/8NPT,BRS
5	67702-B	BUSHING,3/8NPTx1/4NPT,BRS
6	67701-B	BUSHING,PIPE,3/8"NPTx1/8"NPT,BRS
7	67495-4N	ELBOW,STREET,1NPT,90DEG,SC40,NYL
8	67489-4B	ELBOW,STREET,3/8NPT,90DEG,SC40,BRS
9	67400-4B	ELBOW,PIPE,1/8"NPT,BRS
10	67195-4B	TEE,MALE-RUN,3/8NPT,SC40,BRS
11	67125-4N	TEE,1NPT,PIPE,SC40,NYL
12	67058-4N	NIPPLE,HEX,1/2NPT,NYL
13	67015-4P	NIPPLE,1NPTxCLOSE,SC80,PVC
14	67011-B4B	NIPPLE,1/4NPTx2.00,SC40,BRS
15	26160	VALVE,REG,1/4NPT,125PSI,W/NUT,MINI
16	25031	GAUGE,PRES,0-160PSI,1/8NPT,CBM,1.50"
17	24036-PB	TUBE-FTG,CONN,3/8Tx1/4NPT,PUSH,BRS
18	11250111	MANIFOLD,3X-FOAM-APPLICATOR,L-SHAPE
19	11250110	MANIFOLD,3X-FOAM-APPLICATOR,L-SHAPE
20	06140813	BRACKET,MOUNT,3X-FOAM,TANDEM
21	05050065	CLAMP,PIPE,1/4NPT,PP,STANDARD
22	03320047	TUBE-FTG,TEE,6PORT,1/4Tx1/4NPT,PUSH,BRS
23	03320041	TUBE-FTG,TEE,2PORT,1/4"Tx3/8NPT,PUSH,BRS
24	03150018	INJECTOR,.045-.059,BRS,.125FPT,TIP
25	03130036	NIPPLE,HEX,1/8"NPT,BRS
26	03050016	TEE,3/8T,TUBE,PUSH-LOCK,PP
27	03010140	VALVE,SOL,2WAY,NC,1/4"NPT,24VAC,BRASS
28	03010130	VALVE,1/2FNPT,NC,WATER,24VAC,GF-NYL
29	03010105	VALVE,CHECK,3#,1/4x1/4PCF,BRIDGE,G5
30	03010064	VALVE,CHECK,1/4MNPTx1/4FNPT,BRS-EPDM-SST

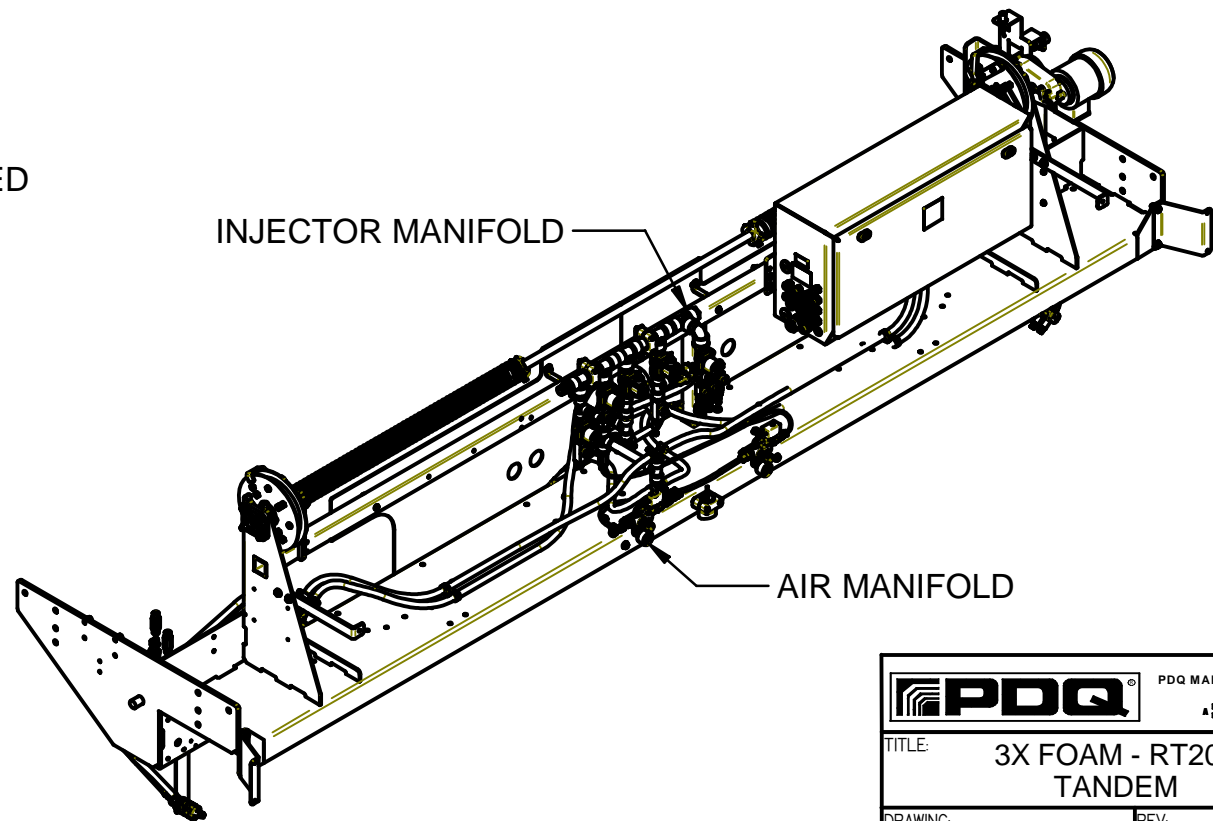
		PDQ MANUFACTURING, INC. De Pere, WI A COVER COMPANY	
TITLE: 3X FOAM - RT200 TANDEM			
DRAWING: 09170027		REV: 01	SHEET: 1 OF 2




INJECTOR MANIFOLD EXPLODED

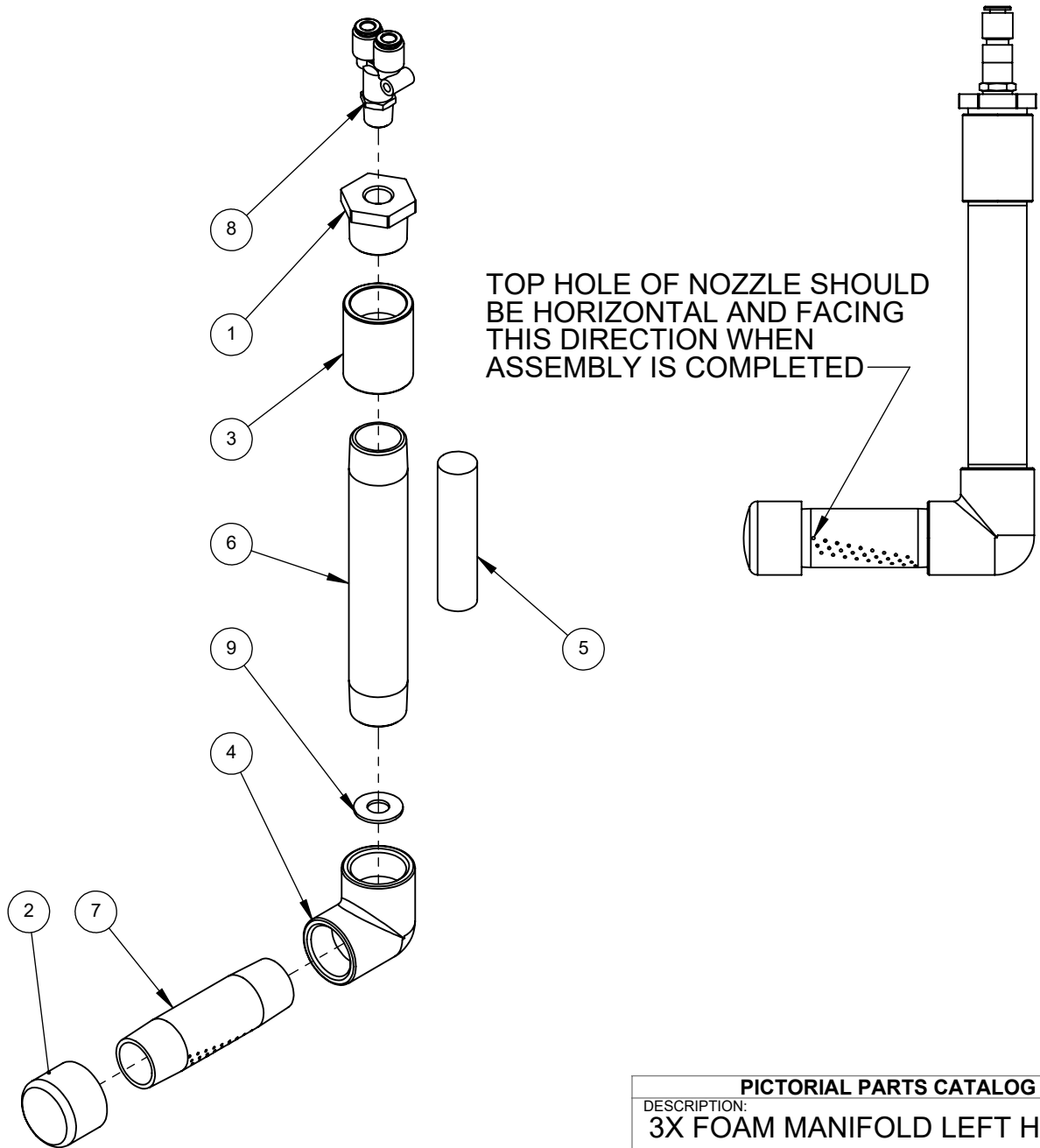




AIR MANIFOLD EXPLODED



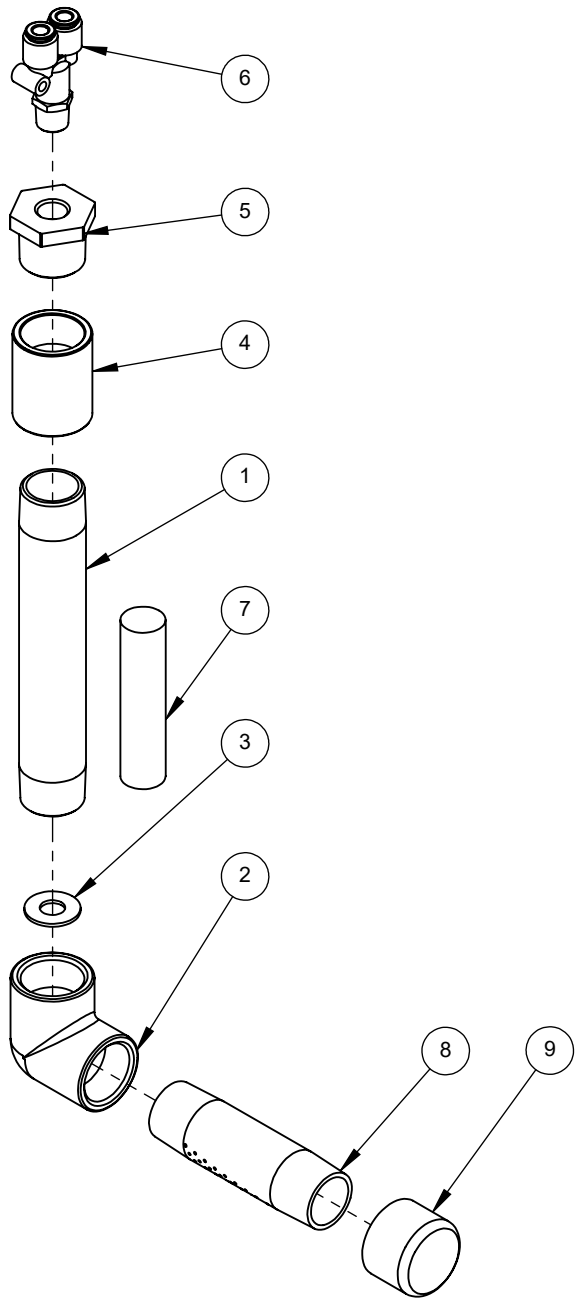
		PDQ MANUFACTURING, INC. De Pere, WI A COVER COMPANY	
TITLE: 3X FOAM - RT200 TANDEM			
DRAWING: 09170027		REV: 01	SHEET: 2 OF 2

ITEM	PART #	DESCRIPTION
1	03090019	BUSHING,3/4NPTx1/4NPT,PVC
2	03100018	CAP,3/4NPT,SCH40,PVC
3	03070044	COUPLING,3/4NPT,SCHED40,PVC
4	67408-4P	ELBOW,3/4NPT,90DEG,SC40,PVC
5	91999	MESH,TEFLON
6	67014-I8P	NIPPLE,3/4NPTx6.00,SC80,PVC
7	03230073	NOZZLE,SPRAY,3X-FOAM
8	03320048	TUBE-FTG,Y,1/4Tx1/4NPT,PUSH,PLSTC
9	05030067	WASHER,3/8,FLAT,7/8-OD,.050THK,SST

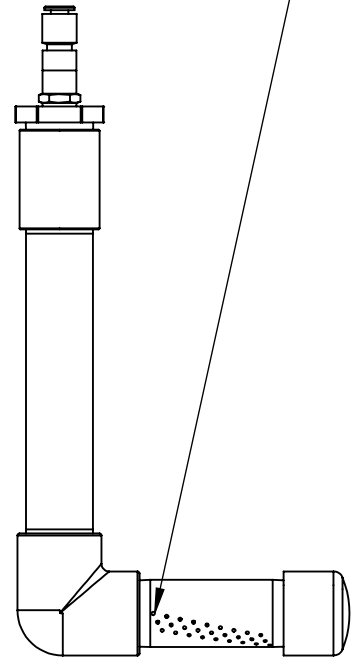


PICTORIAL PARTS CATALOG		
DESCRIPTION: <b>3X FOAM MANIFOLD LEFT HAND</b>		
DWG. NO.	REV	SHEET
11250110	02	1 OF 1
 		
<b>VEHICLE WASH SYSTEMS</b> <small>PART OF OPW      A DOVER COMPANY</small>		

ITEM	PART #	DESCRIPTION
1	67014-I8P	NIPPLE,3/4NPTx6.00,SC80,PVC
2	67408-4P	ELBOW,3/4NPT,90DEG,SC40,PVC
3	05030067	WASHER,3/8,FLAT,7/8-OD,.050THK,SST
4	03070044	COUPLING,3/4NPT,SCHED40,PVC
5	03090019	BUSHING,3/4NPTx1/4NPT,PVC
6	03320048	TUBE-FTG,Y,1/4Tx1/4NPT,PUSH,PLSTC
7	91999	MESH,TEFLON
8	03230073	NOZZLE,SPRAY,3X-FOAM
9	03100018	CAP,3/4NPT,SCH40,PVC



TOP HOLE OF NOZZLE SHOULD BE HORIZONTAL AND FACING THIS DIRECTION WHEN ASSEMBLY IS COMPLETED



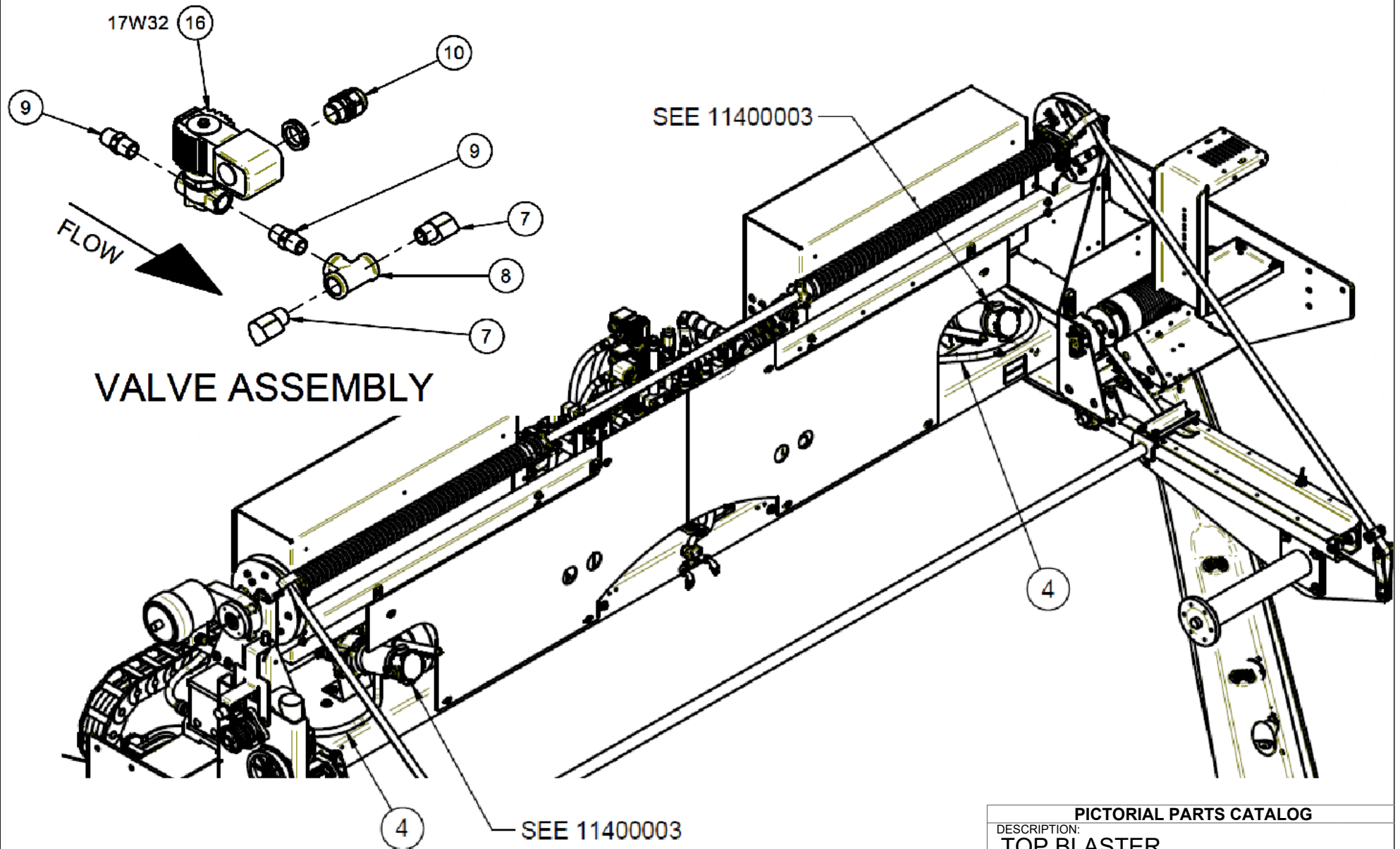
**PICTORIAL PARTS CATALOG**

DESCRIPTION:  
**3X FOAM MANIFOLD RIGHT HAND**

DWG. NO.	REV	SHEET
11250111	02	1 OF 1






PART OF OPW 

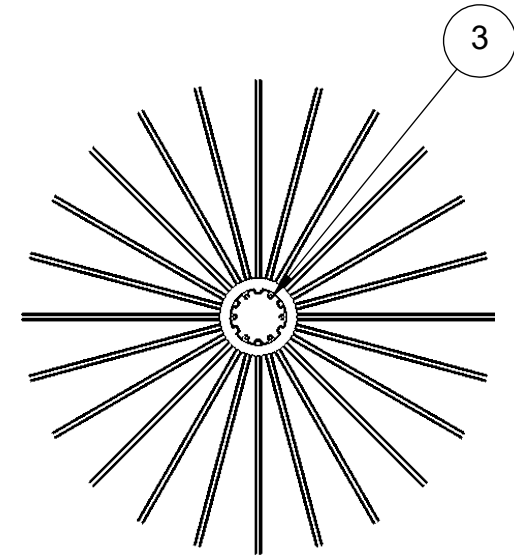
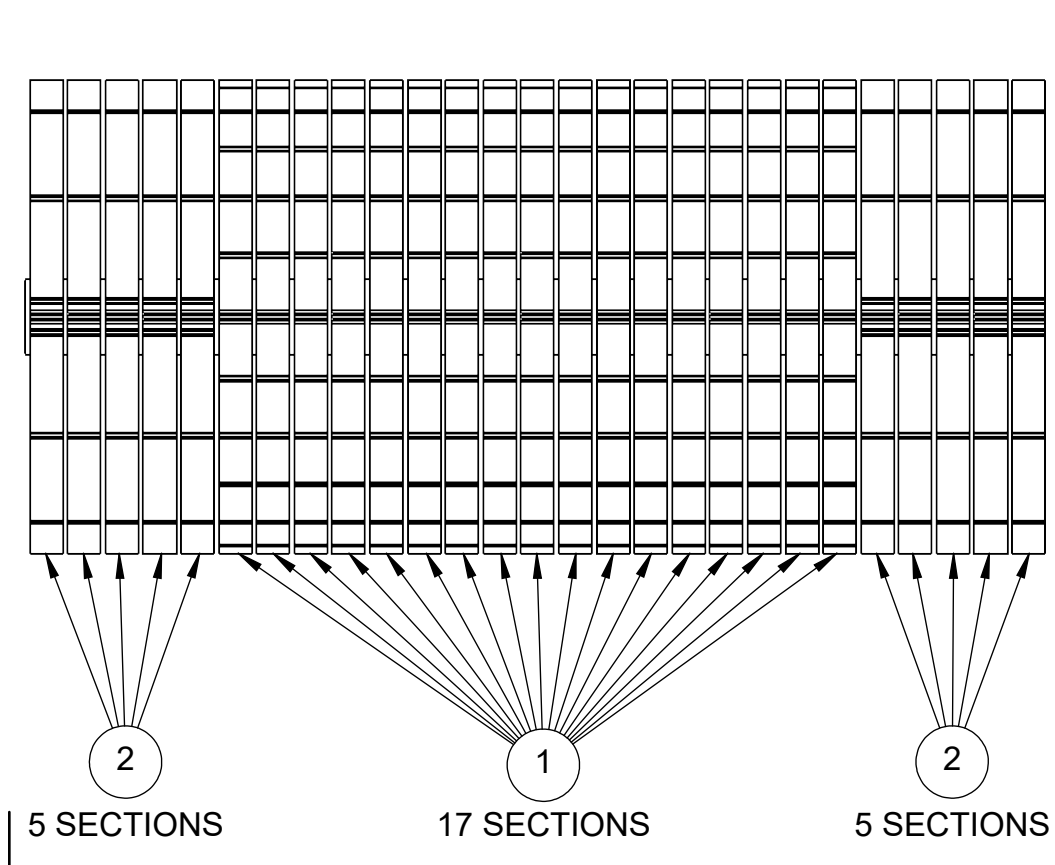


ITEM	PART #	DESCRIPTION
4	03340093	HOSE, TOP-BLASTER, BB, TANDEM
7	67489-4B	ELBOW, STREET, 3/8NPT, 90DEG, SC40, BRS
8	67110-4B	TEE, PIPE, .38NPT, SC40, BR
9	67055-4B	NIPPLE, HEX, 3/8NPT, BRS
10	36402	STRAIN-RELIEF, .236-.472", POLY, W/LOCKNUT
16	03010127	VALVE, 2WAY-NC, 3/8FNPT, 1200PSI, 24VAC, BRS

TOP BLASTER  
HARNESS:  
04080136

PICTORIAL PARTS CATALOG		
DESCRIPTION: TOP BLASTER		
DWG. NO.	REV	SHEET
09170016	03	1 OF 1
 		
<b>VEHICLE WASH SYSTEMS</b> <small>PART OF OPW</small>  COMPANY		

ITEM	PART #	DESCRIPTION
1	06500024	BRUSH,SECT,FOAM,40,CL100,100-FULL,TB,INR
2	06500023	BRUSH,SECT,FOAM,40,CL100,50-FULL,TB,OTR
3	06150112	CORE,TOP-BRUSH,HOLLOW,TANDEM



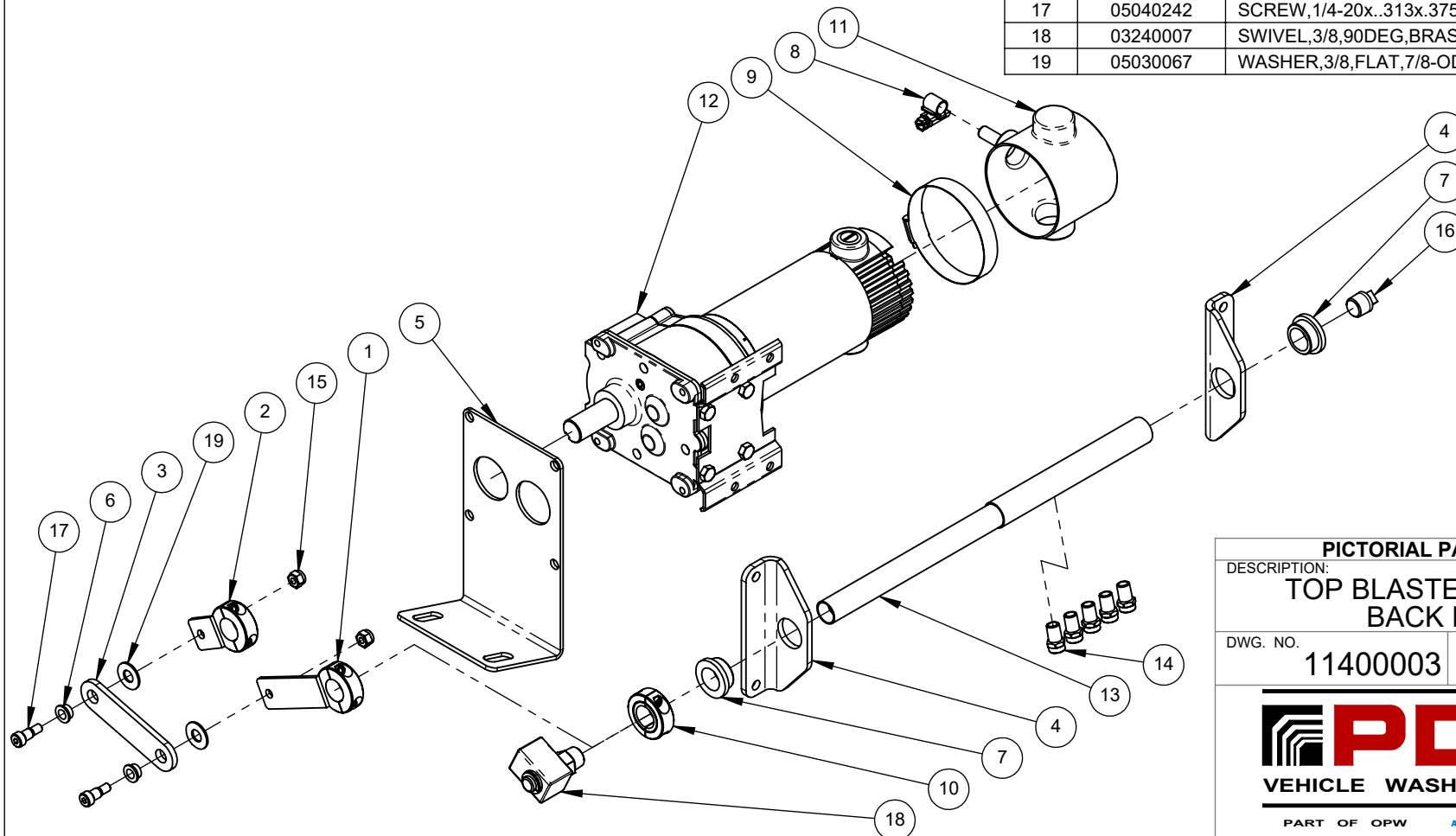
INSTALL BRUSH USING THE FOLLOWING FASTENERS:  
 QTY (6) 71512-LS WASHER,LOCK,5/16,SST  
 QTY (6) 05040231 SCREW,5/16-18x1.25,BHSCS,SST




INDICATE COLOR WHEN ORDERING

PICTORIAL PARTS CATALOG		
DESCRIPTION: TOP BRUSH - FOAM		
DWG. NO. 06500019	REV 04	SHEET 1 OF 1
VEHICLE WASH SYSTEMS <small>PART OF OPW AN IDOVER COMPANY</small>		



ITEM	PART #	DESCRIPTION
1	06140809	BRACKET, LINKAGE, MANIF, TOP-BLASTER, TANDEM
2	06140808	BRACKET, LINKAGE, MOTOR, TOP-BLASTER, TANDEM
3	06140810	BRACKET, LINKAGE, TOP-BLASTER, TANDEM
4	06140807	BRACKET, MANIFOLD, TOP-BLASTER, TANDEM
5	06140806	BRACKET, MOUNT, TOP-BLASTER, TANDEM
6	06200065	BUSHING, FLANGE, .313x.438x.250, PLSTC
7	06200064	BUSHING, FLANGE, .750x1.00x.500, PLSTC
8	05050062	CLAMP, HOSE, #4, 1/4-5/8, SST
9	05050063	CLAMP, HOSE, #52, 2.75-3.75, SST
10	05120023	COLLAR, .75", DOUBLE-SPLIT, SST
11	06160292	COVER, BISON-GEARMOTORS, BLACK, VINYL
12	04120039	GEAR-MOTOR, 1/8HP, 64RPM, 24VDC
13	03220223	MANIFOLD, TOP-BLASTER, TANDEM
14	64009-8M	NOZZLE, FAN, 0003, 1/8"NPT, SST
15	71011-NCS	NUT, 1/4-20, HEX, LOCK, SST
16	67602-S	PLUG, 3/8NPT, SQ-HD, SST
17	05040242	SCREW, 1/4-20x.313x.375, HSHSS, SST
18	03240007	SWIVEL, 3/8, 90DEG, BRASS
19	05030067	WASHER, 3/8, FLAT, 7/8-OD, .050THK, SST



PICTORIAL PARTS CATALOG		
DESCRIPTION: <b>TOP BLASTER ASSEMBLY BACK BRIDGE</b>		
DWG. NO. <b>11400003</b>	REV <b>03</b>	SHEET <b>1 OF 1</b>
 <b>VEHICLE WASH SYSTEMS</b>		
PART OF OPW		



# ***PROTOUCH*** ***TANDEM***



## Bridge Covers

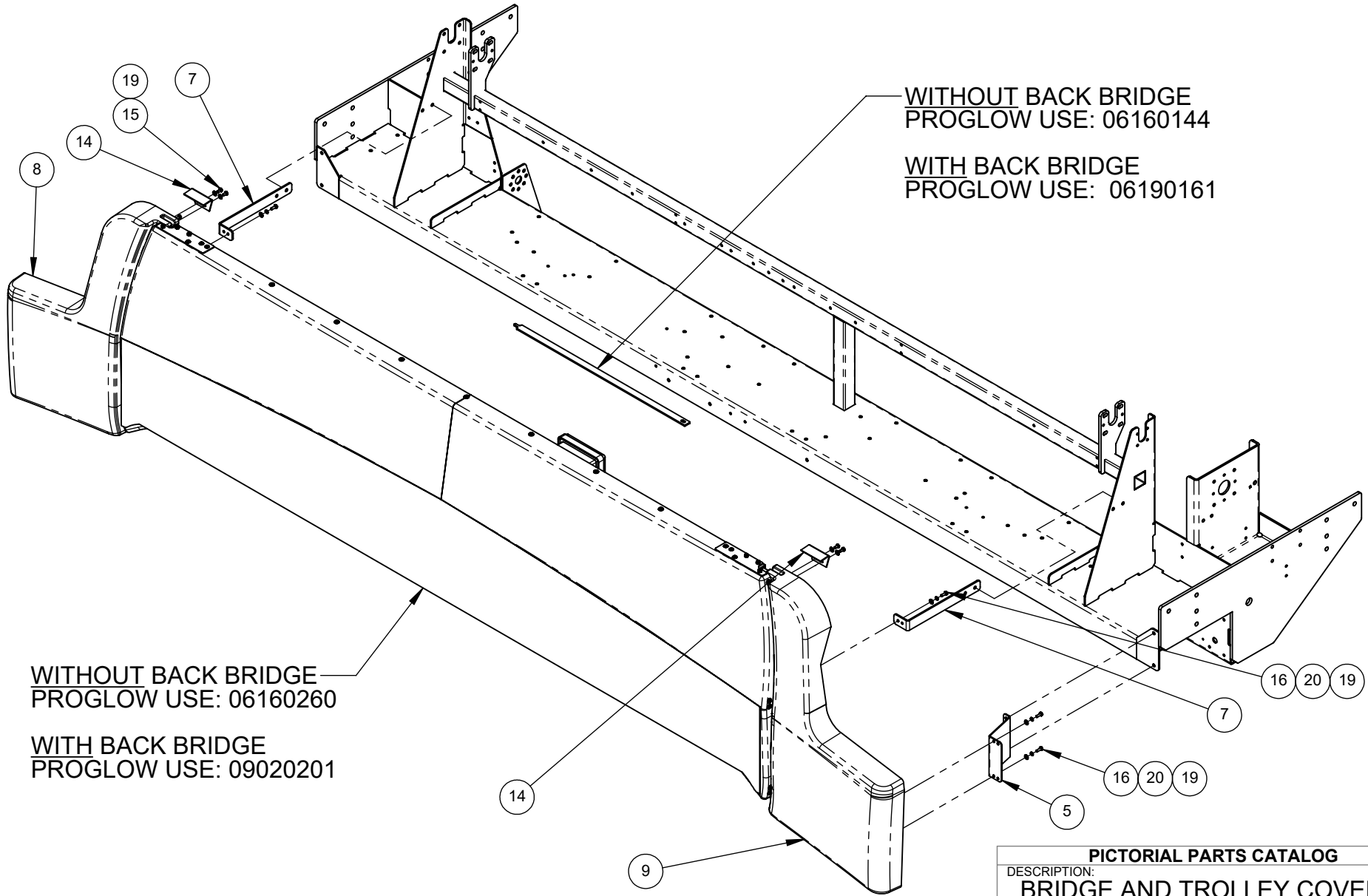
---



**CONFIDENTIAL**

ITEM	PART #	DESCRIPTION
1	06140816	BRACKET,COVER-MOUNT,LOWER,ENT
2	06140817	BRACKET,COVER-MOUNT,LOWER,EXIT
3	06140925	BRACKET,END-COVER-MOUNT,LONG,LW/LJ
4	06140924	BRACKET,END-COVER-MOUNT,SHORT,LW/LJ
5	06140840	BRACKET,LOWER,COVER,BB,TANDEM
6	06140683	BRACKET,TROLLEY-COVER,FRONT-BRIDGE
7	06140839	BRACKET,UPPER,COVER,BB,TANDEM
8	06160371	COVER,BRIDGE,LEFT,LW/TDM
9	06160372	COVER,BRIDGE,RIGHT,LW/TDM
10	06160263	COVER,TROLLEY,FRONT-BRIDGE,ENTRANCE
11	06160297	COVER,TROLLEY,FRONT-BRIDGE,EXIT,TANDEM
12	05020062	NUT,1/4-20,CAGE-TYPE,PLTD-STL
13	71013-NCS	NUT,3/8-16,HEX,LOCK,SST
14	06240372	PLATE,HINGE-PIN,CENTER-COVER,LW/TANDEM
15	70106-HCS	SCREW,1/4-20x.50,HHCS,SST
16	70108-HCS	SCREW,1/4-20x.75,HHCS,SST
17	05040133	SCREW,1/4-20x.75,PTHMS,SST
18	70181-HCS	SCREW,3/8-16x1.25,HHCS,SST
19	71511-FS	WASHER,1/4,FLAT,SST
20	71511-LS	WASHER,1/4,LOCK,SST
21	71513-FS	WASHER,3/8,FLAT,1-OD,.083THK,SST

<b>PICTORIAL PARTS CATALOG</b>		
DESCRIPTION: <b>BRIDGE AND TROLLEY COVERS</b>		
DWG. NO. <b>11260080</b>	REV <b>03</b>	SHEET <b>1 OF 4</b>
 <b>VEHICLE WASH SYSTEMS</b>		
<small>PART OF OPW</small> 		






WITHOUT BACK BRIDGE  
 PROGLOW USE: 06160144

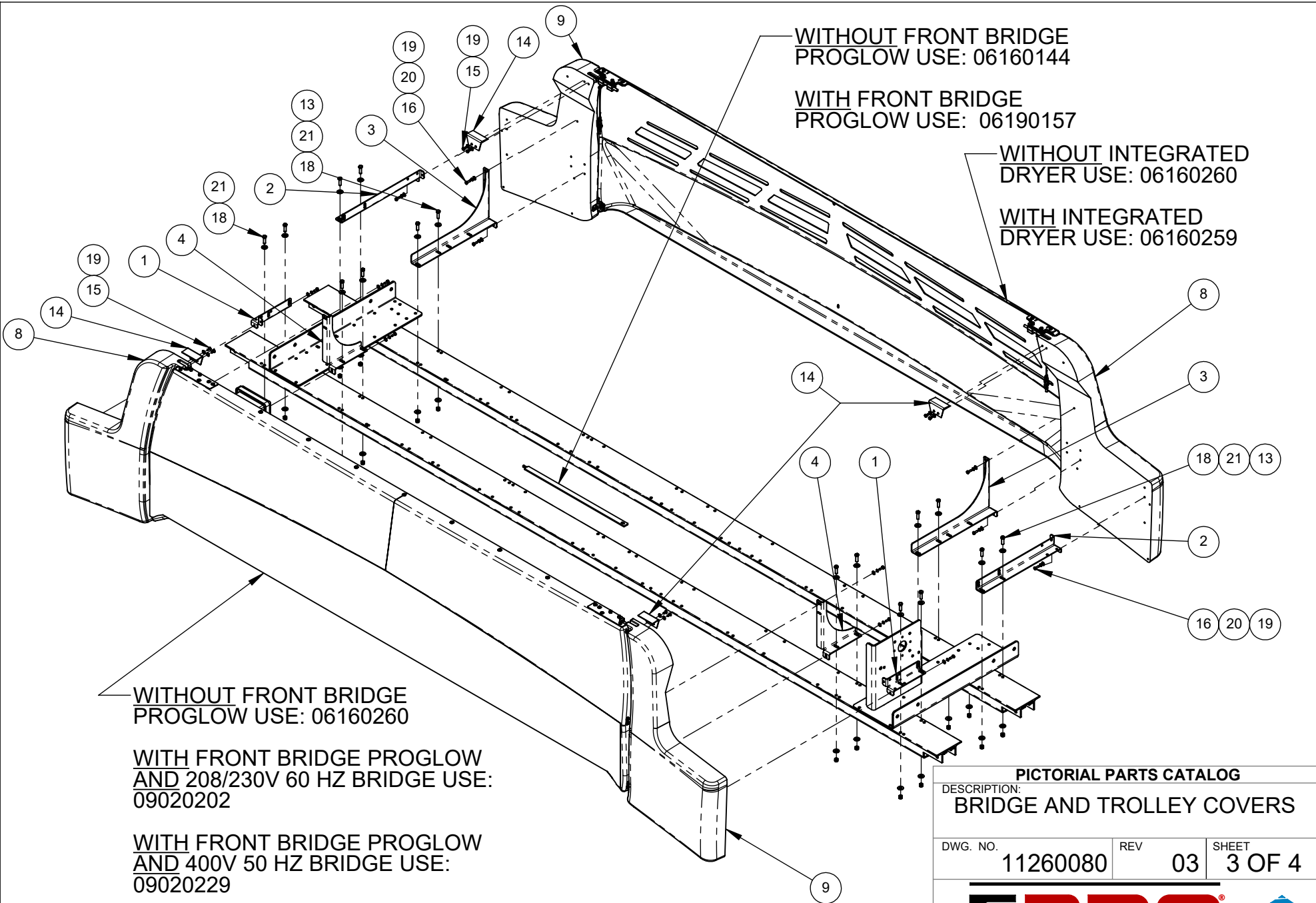
WITH BACK BRIDGE  
 PROGLOW USE: 06190161

WITHOUT BACK BRIDGE  
 PROGLOW USE: 06160260

WITH BACK BRIDGE  
 PROGLOW USE: 09020201

# BACK BRIDGE COVERS

PICTORIAL PARTS CATALOG		
DESCRIPTION: <b>BRIDGE AND TROLLEY COVERS</b>		
DWG. NO.	REV	SHEET
11260080	03	2 OF 4
		
VEHICLE WASH SYSTEMS		
PART OF OPW		



WITHOUT FRONT BRIDGE  
PROGLOW USE: 06160260

WITH FRONT BRIDGE PROGLOW  
AND 208/230V 60 HZ BRIDGE USE:  
09020202

WITH FRONT BRIDGE PROGLOW  
AND 400V 50 HZ BRIDGE USE:  
09020229




WITHOUT FRONT BRIDGE  
PROGLOW USE: 06160144

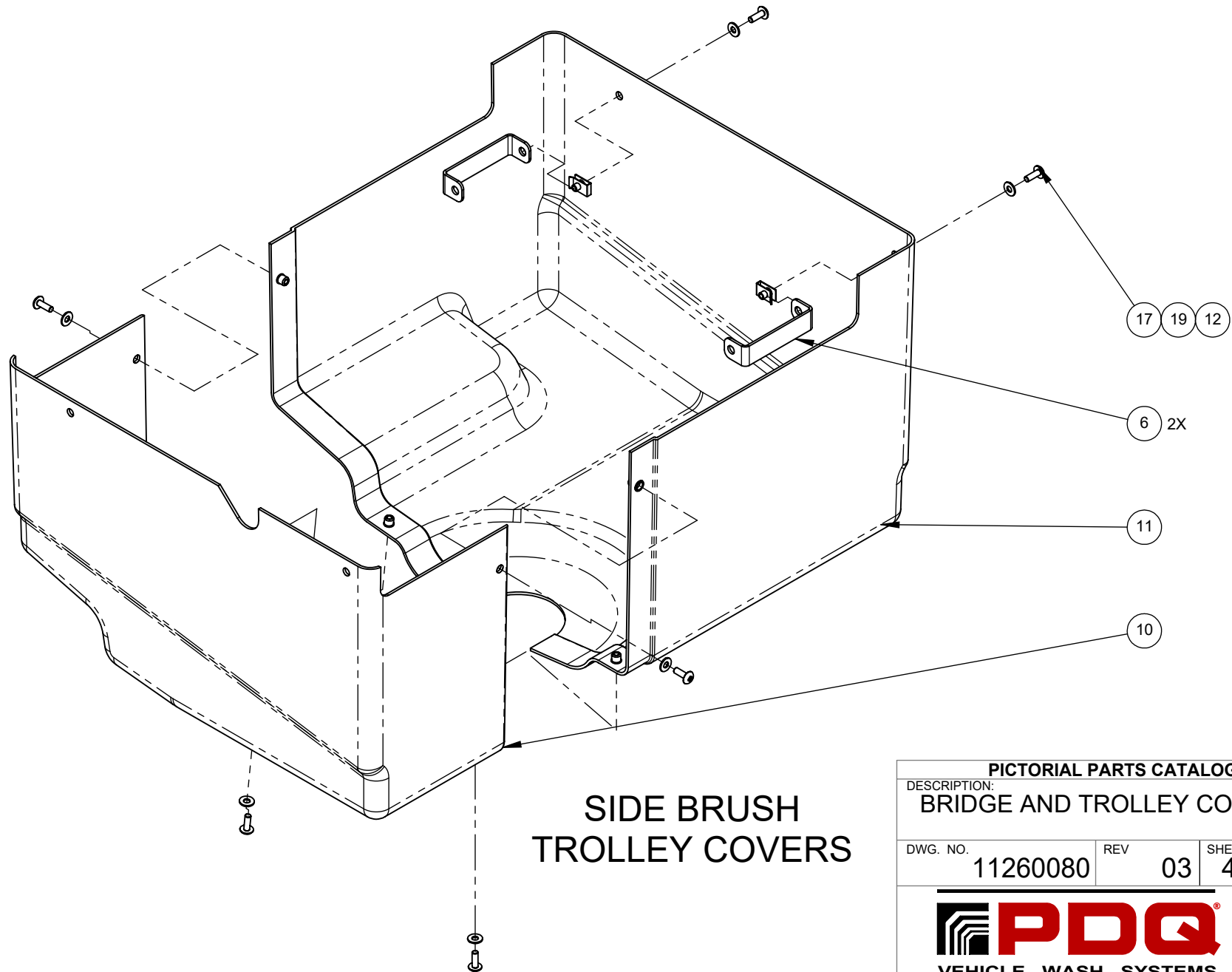
WITH FRONT BRIDGE  
PROGLOW USE: 06190157

WITHOUT INTEGRATED  
DRYER USE: 06160260




WITH INTEGRATED  
DRYER USE: 06160259

# FRONT BRIDGE COVERS

<b>PICTORIAL PARTS CATALOG</b>		
DESCRIPTION: <b>BRIDGE AND TROLLEY COVERS</b>		
DWG. NO.	REV	SHEET
11260080	03	3 OF 4
 		
<b>VEHICLE WASH SYSTEMS</b> <small>PART OF OPW  COMPANY</small>		

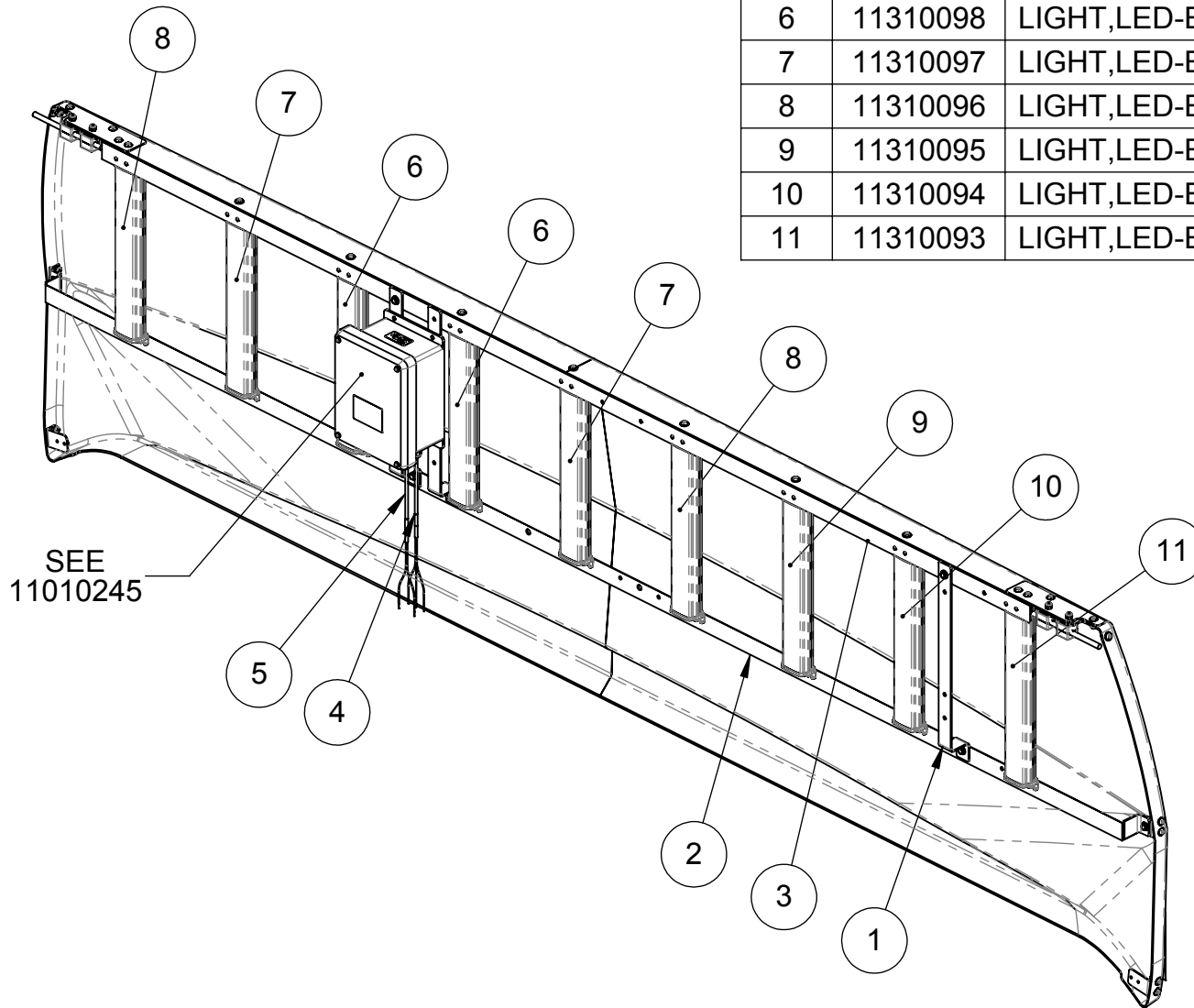


# SIDE BRUSH TROLLEY COVERS

<b>PICTORIAL PARTS CATALOG</b>		
DESCRIPTION: <b>BRIDGE AND TROLLEY COVERS</b>		
DWG. NO.	REV	SHEET
11260080	03	4 OF 4
 <b>PDQ</b> <sup>®</sup>		
VEHICLE WASH SYSTEMS		
PART OF OPW		 ADOVER <sup>®</sup> COMPANY



ITEM	PART #	DESCRIPTION
1	06141134	BRACKET, MOUNT, ARM, COVER, PROGLO
2	06141133	BRACKET, MOUNT, BOTTOM, COVER, PROGLO
3	06141132	BRACKET, MOUNT, TOP, COVER, PROGLO
4	04080519	HARN, CTRL-BOX, MODBUSS, BK-BRDG, TPGLO
5	04080520	HARN, CTRL-BOX, POWER, BK-BRDG, TPGLO
6	11310098	LIGHT, LED-BAR, ASSY, ENTR, COV, 34", PROGLOW
7	11310097	LIGHT, LED-BAR, ASSY, ENTR, COV, 46", PROGLOW
8	11310096	LIGHT, LED-BAR, ASSY, ENTR, COV, 58", PROGLOW
9	11310095	LIGHT, LED-BAR, ASSY, ENTR, COV, 69", PROGLOW
10	11310094	LIGHT, LED-BAR, ASSY, ENTR, COV, 81", PROGLOW
11	11310093	LIGHT, LED-BAR, ASSY, ENTR, COV, 93", PROGLOW



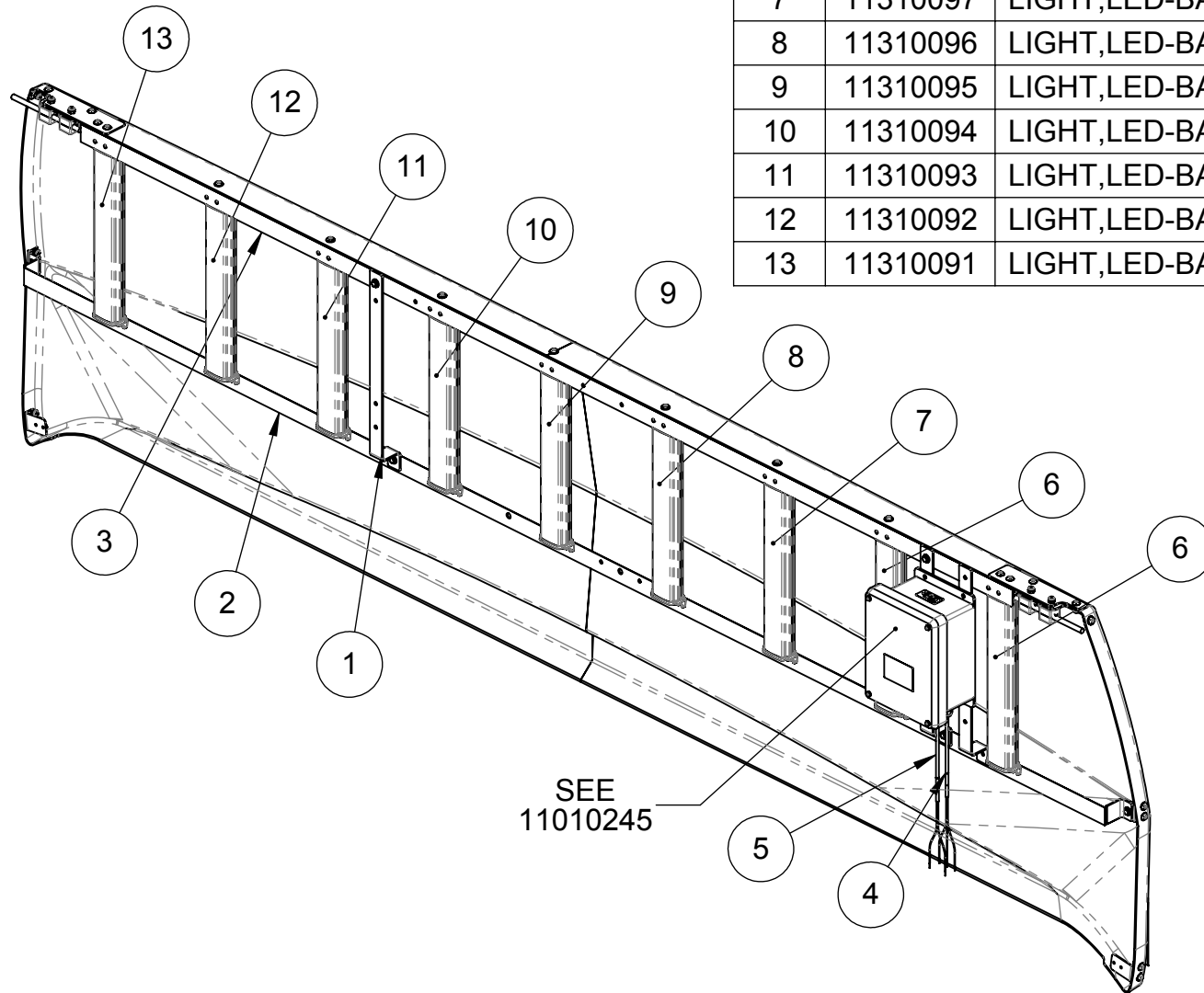
**PDQ** PDQ MANUFACTURING, INC.  
De Pere, WI  
A DOVER COMPANY


DESCRIPTION:  
**TANDEM PROGLOW BACK BRIDGE**

DWG. NO.	REV	CONFIDENTIAL
09020201	00	

**PICTORIAL PARTS CATALOG**

ITEM	PART #	DESCRIPTION
1	06141134	BRACKET, MOUNT, ARM, COVER, PROGLO
2	06141133	BRACKET, MOUNT, BOTTOM, COVER, PROGLO
3	06141132	BRACKET, MOUNT, TOP, COVER, PROGLO
4	04080517	HARN, CTRL-BOX, MODBUSS, FR-BRDG, TPGLO
5	04080518	HARN, CTRL-BOX, POWER, FR-BRDG, TPGLO
6	11310098	LIGHT, LED-BAR, ASSY, ENTR, COV, 34", PROGLOW
7	11310097	LIGHT, LED-BAR, ASSY, ENTR, COV, 46", PROGLOW
8	11310096	LIGHT, LED-BAR, ASSY, ENTR, COV, 58", PROGLOW
9	11310095	LIGHT, LED-BAR, ASSY, ENTR, COV, 69", PROGLOW
10	11310094	LIGHT, LED-BAR, ASSY, ENTR, COV, 81", PROGLOW
11	11310093	LIGHT, LED-BAR, ASSY, ENTR, COV, 93", PROGLOW
12	11310092	LIGHT, LED-BAR, ASSY, ENTR, COV, 104", PROGLOW
13	11310091	LIGHT, LED-BAR, ASSY, ENTR, COV, 116", PROGLOW



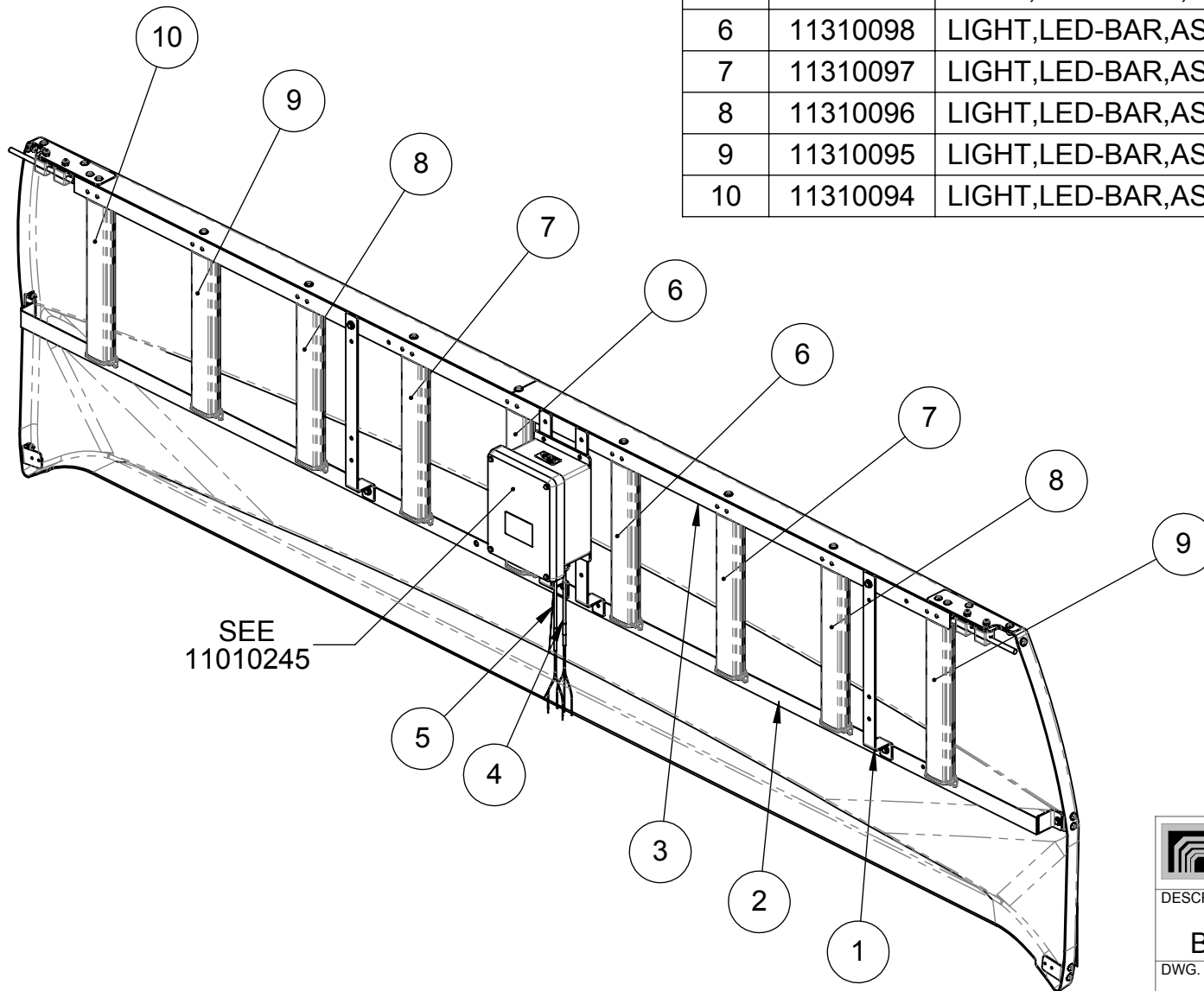

**PDQ** MANUFACTURING, INC.  
 De Pere, WI  
 A **DOVER** COMPANY

DESCRIPTION:  
**TANDEM PROGLOW FRONT  
 BRIDGE STANDARD**

DWG. NO.	REV	<b>CONFIDENTIAL</b>
<b>09020202</b>	<b>04</b>	

**PICTORIAL PARTS CATALOG**

ITEM	PART #	DESCRIPTION
1	06141134	BRACKET, MOUNT, ARM, COVER, PROGLO
2	06141133	BRACKET, MOUNT, BOTTOM, COVER, PROGLO
3	06141132	BRACKET, MOUNT, TOP, COVER, PROGLO
4	04080517	HARN, CTRL-BOX, MODBUSS, FR-BRDG, TPGLO
5	04080518	HARN, CTRL-BOX, POWER, FR-BRDG, TPGLO
6	11310098	LIGHT, LED-BAR, ASSY, ENTR, COV, 34", PROGLOW
7	11310097	LIGHT, LED-BAR, ASSY, ENTR, COV, 46", PROGLOW
8	11310096	LIGHT, LED-BAR, ASSY, ENTR, COV, 58", PROGLOW
9	11310095	LIGHT, LED-BAR, ASSY, ENTR, COV, 69", PROGLOW
10	11310094	LIGHT, LED-BAR, ASSY, ENTR, COV, 81", PROGLOW



SEE  
11010245

**PDQ** PDQ MANUFACTURING, INC.  
De Pere, WI  
A DOVER COMPANY

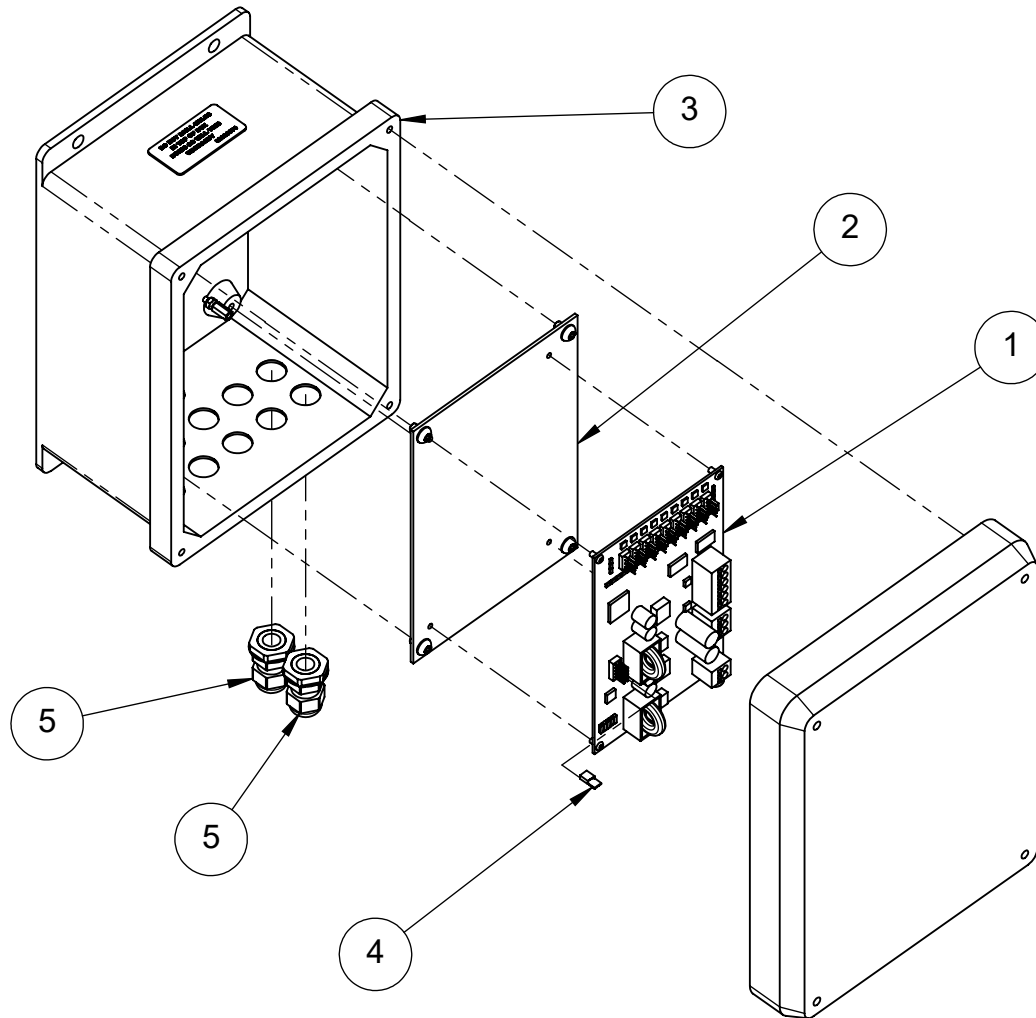
DESCRIPTION:  
**TANDEM PROGLOW FRONT  
BRIDGE VERTICAL PRODUCER**

DWG. NO.	REV	CONFIDENTIAL
09020203	04	

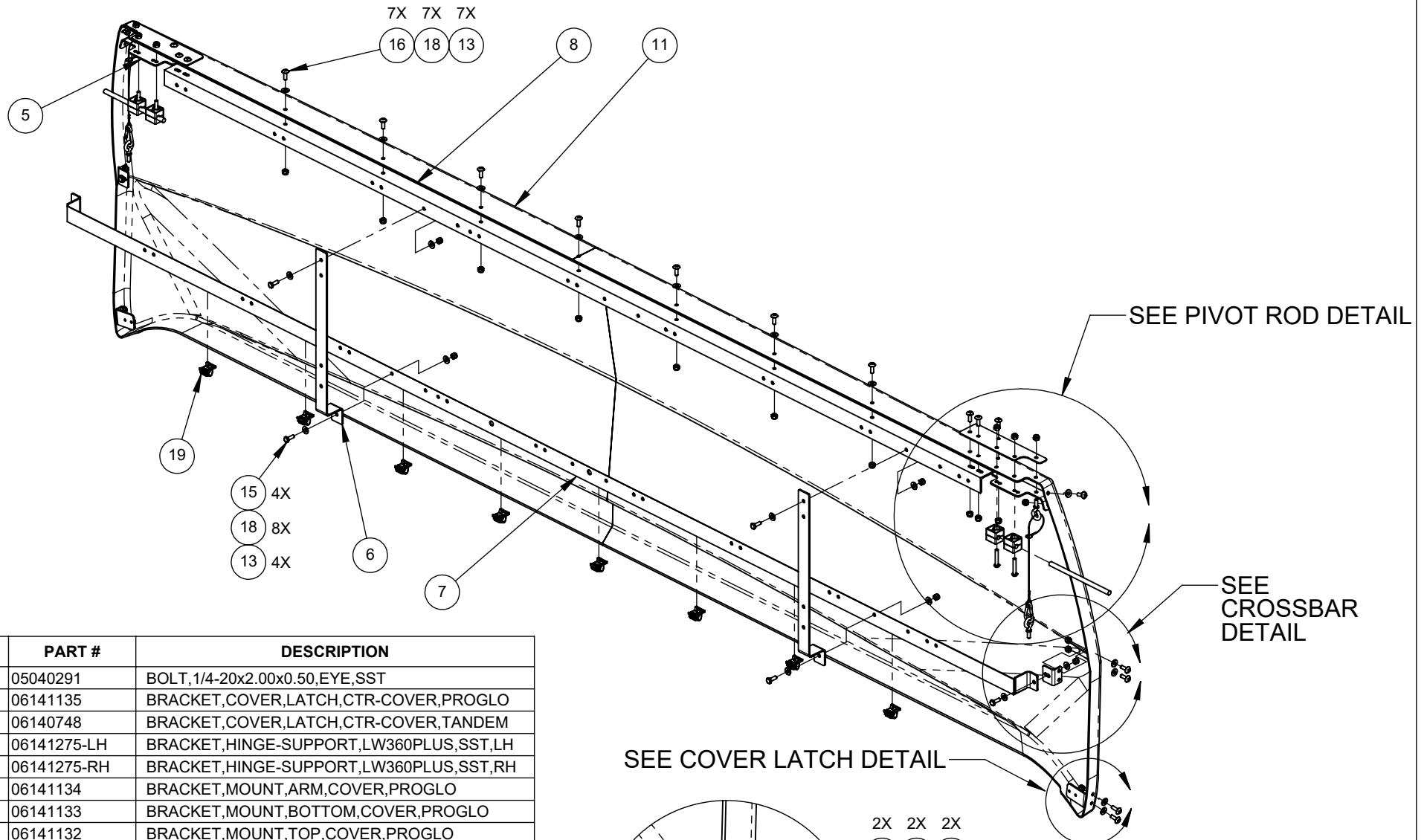
**PICTORIAL PARTS CATALOG**

**CONFIDENTIAL**

ITEM	PART #	DESCRIPTION
1	04580044	CIRCUIT-BOARD,INTERFACE,INFRARED,MDX
2	04090019	ENCLOSURE,PANEL,152X124X2mm,ALUMINUM
3	04090134	ENCLOSURE-W/HOLES,CNTL-BOX,11010245
4	04590023	SHUNT,HEADER,2-POS,.100-CENTERLINE
5	04450024	STRAIN-RELIEF,.138-.315",W/LOCKNUT,NYLON

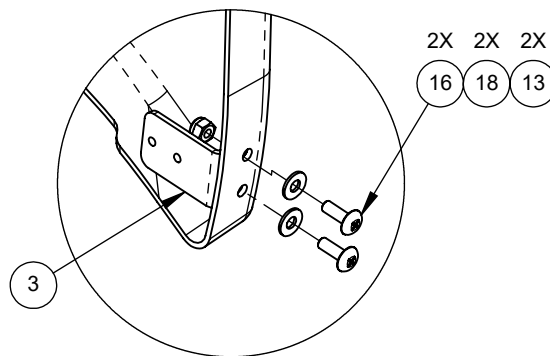


<b>PICTORIAL PARTS CATALOG</b>		
DESCRIPTION: <b>LASERGLOW/PROGLOW CONTROL BOX</b>		
DWG. NO. <b>11010245</b>	REV <b>07</b>	SHEET <b>1 OF 1</b>
 <b>VEHICLE WASH SYSTEMS</b>		
PART OF OPW		ADOVER COMPANY



ITEM	PART #	DESCRIPTION
1	05040291	BOLT, 1/4-20x2.00x0.50,EYE,SST
2	06141135	BRACKET,COVER,LATCH,CTR-COVER,PROGLO
3	06140748	BRACKET,COVER,LATCH,CTR-COVER,TANDEM
4	06141275-LH	BRACKET,HINGE-SUPPORT,LW360PLUS,SST,LH
5	06141275-RH	BRACKET,HINGE-SUPPORT,LW360PLUS,SST,RH
6	06141134	BRACKET,MOUNT,ARM,COVER,PROGLO
7	06141133	BRACKET,MOUNT,BOTTOM,COVER,PROGLO
8	06141132	BRACKET,MOUNT,TOP,COVER,PROGLO
9	05050044	CLAMP,TUBE,.375,PP,SINGLE-MOUNT-HOLE
10	06490031	CONN,CARABINER,1/4-SNAP,1/4-DIA,ZINC
11	06161013	COVER,CTR,ENTR,NAT-HDPE,PROGLO
12	06490019	HINGE,PIN,CENTER-COVER,TANDEM
13	71011-NCS	NUT,1/4-20,HEX,LOCK,SST
14	06240506	PLATE,CTR-COVER,HINGE,ALUMINUM,PROGLO
15	70108-HCS	SCREW,1/4-20x.75,HHCS,SST
16	05040133	SCREW,1/4-20x.75,PTHMS,SST
17	05040274	SCREW,1/4-20x1.5,PRHMS,SS
18	71511-FS	WASHER,1/4,FLAT,SST
19	05080005	WIRE-CLIP,12.7mmDIA,LATCH,NYLON,PUSHBARB
20	06490032	WIRE-ROPE,3/64"x12",LOOP/LOOP,SST

SEE COVER LATCH DETAIL



COVER LATCH DETAIL

SEE PIVOT ROD DETAIL

SEE CROSSBAR DETAIL

PICTORIAL PARTS CATALOG

DESCRIPTION:

PROGLOW COVER

DWG. NO.

11260091

REV

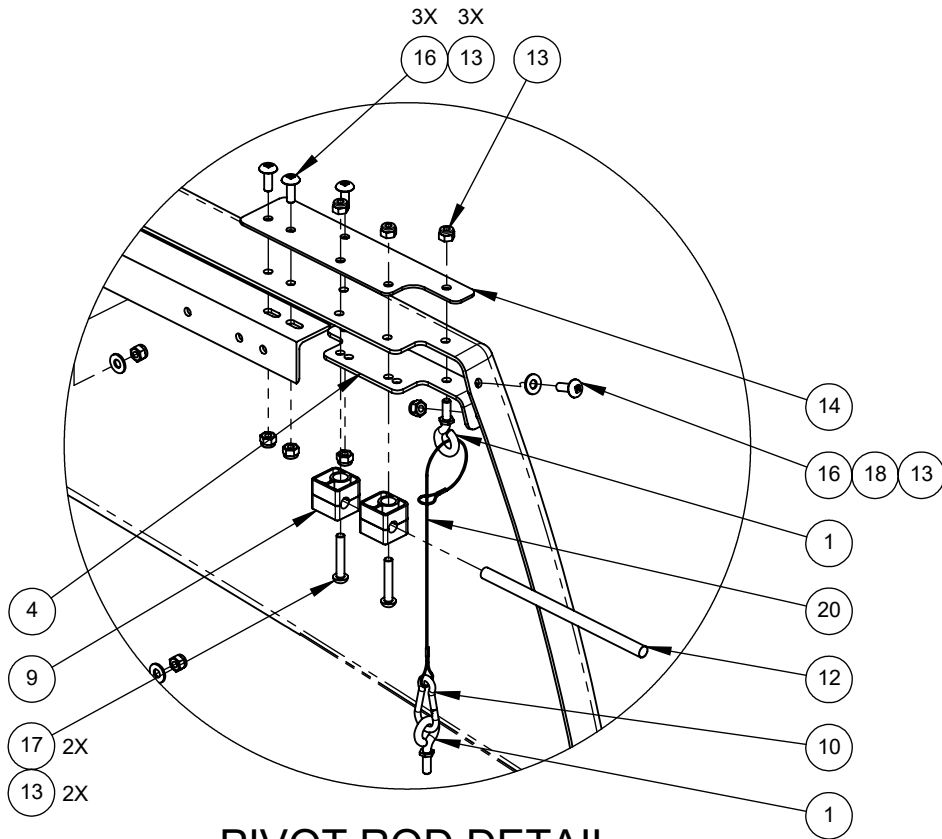
02

SHEET

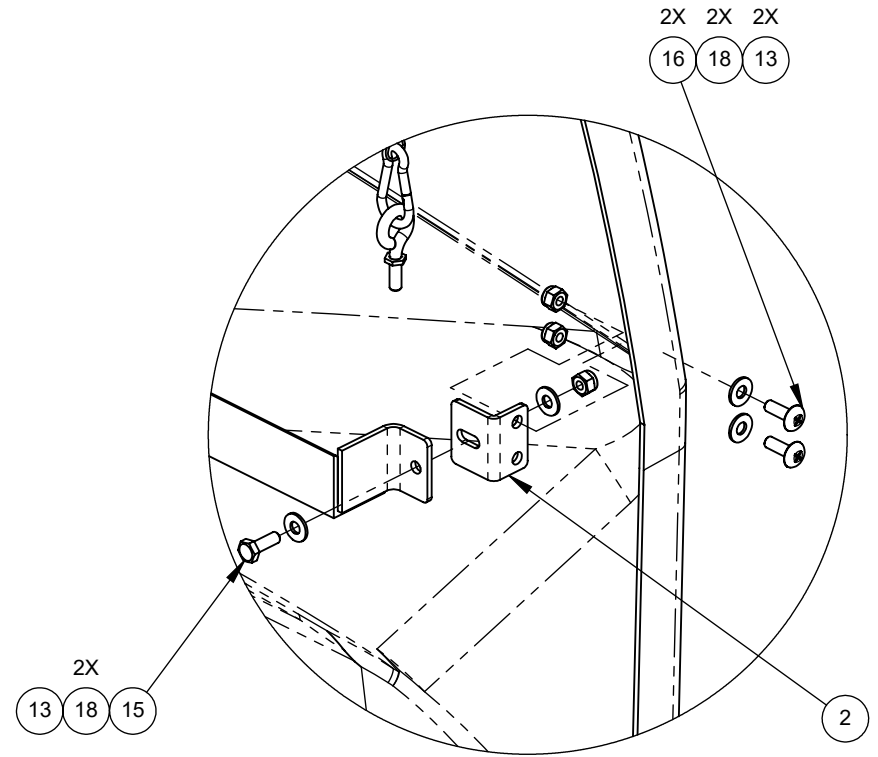
1 OF 2



PART OF OPW ADOVER COMPANY



PIVOT ROD DETAIL




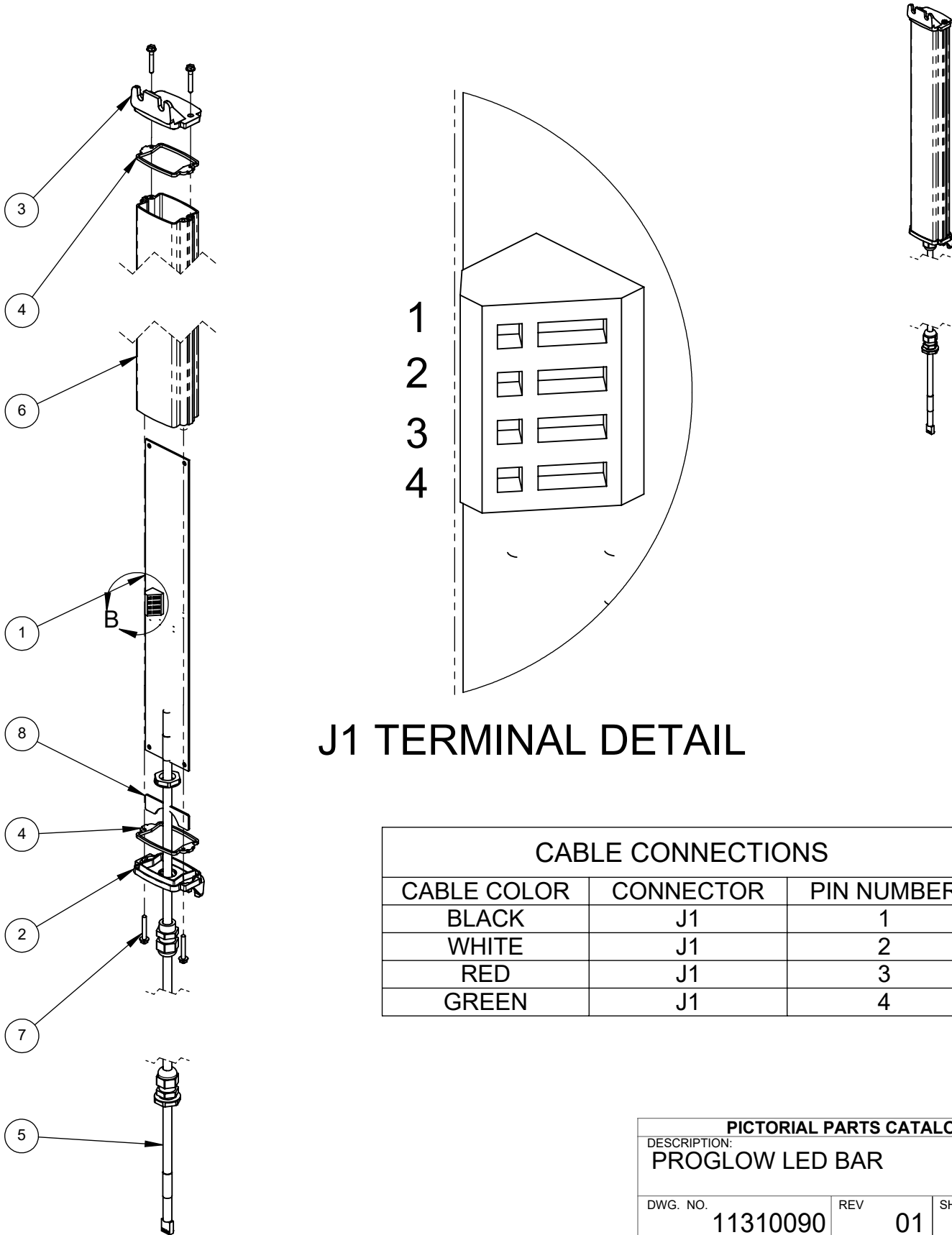
CROSSBAR DETAIL

<b>PICTORIAL PARTS CATALOG</b>		
DESCRIPTION: <b>PROGLOW COVER</b>		
DWG. NO. <b>11260091</b>	REV <b>02</b>	SHEET <b>2 OF 2</b>
		
<b>VEHICLE WASH SYSTEMS</b>		<small>PART OF OPW</small>
<small>ADOVER COMPANY</small>		

ITEM	PART #	DESCRIPTION
1	04580049	CIRCUIT-BOARD,LED,SMD,3-COLOR
2	06160446-LH	COVER,END-CAP,LED-BAR,PLSTC,LH,W-HOLE
3	06160446-RH	COVER,END-CAP,LED-BAR,PLSTC,RH,NO-HOLE
4	06070066	GASKET,END-CAP,LED-LIGHTBARS,RUBBER
5	SEE TABLE	HARNESS,LED,ENTR,COVER,PROGLOW
6	06050107	HOUSING,LED-LIGHT,1-BOARD,CLEAR,ICON
7	05040284	SCREW,#6x1.00,SHHMS,SST
8	06390023	SPACER,PLATE,BOARD-MNT,LED-TUBE,ICON

P/N	Description	Harness P/N
11310091	LIGHT,LED-BAR,ASSY,ENTR,COV,116",PROGLOW	04080440
11310092	LIGHT,LED-BAR,ASSY,ENTR,COV,104",PROGLOW	04080441
11310093	LIGHT,LED-BAR,ASSY,ENTR,COV,93",PROGLOW	04080442
11310094	LIGHT,LED-BAR,ASSY,ENTR,COV,81",PROGLOW	04080443
11310095	LIGHT,LED-BAR,ASSY,ENTR,COV,69",PROGLOW	04080444
11310096	LIGHT,LED-BAR,ASSY,ENTR,COV,58",PROGLOW	04080445
11310097	LIGHT,LED-BAR,ASSY,ENTR,COV,46",PROGLOW	04080446
11310098	LIGHT,LED-BAR,ASSY,ENTR,COV,34",PROGLOW	04080447

<b>PICTORIAL PARTS CATALOG</b>		
DESCRIPTION: <b>PROGLOW LED BAR</b>		
DWG. NO. <b>11310090</b>	REV <b>01</b>	SHEET <b>1 OF 2</b>
 <b>VEHICLE WASH SYSTEMS</b>		
<small>PART OF OPW</small> 		



# J1 TERMINAL DETAIL

CABLE CONNECTIONS		
CABLE COLOR	CONNECTOR	PIN NUMBER
BLACK	J1	1
WHITE	J1	2
RED	J1	3
GREEN	J1	4

<b>PICTORIAL PARTS CATALOG</b>		
DESCRIPTION: <b>PROGLOW LED BAR</b>		
DWG. NO. 11310090	REV 01	SHEET 2 OF 2





# ***PROTOUCH*** ***TANDEM***

## Integrated Dryer

---



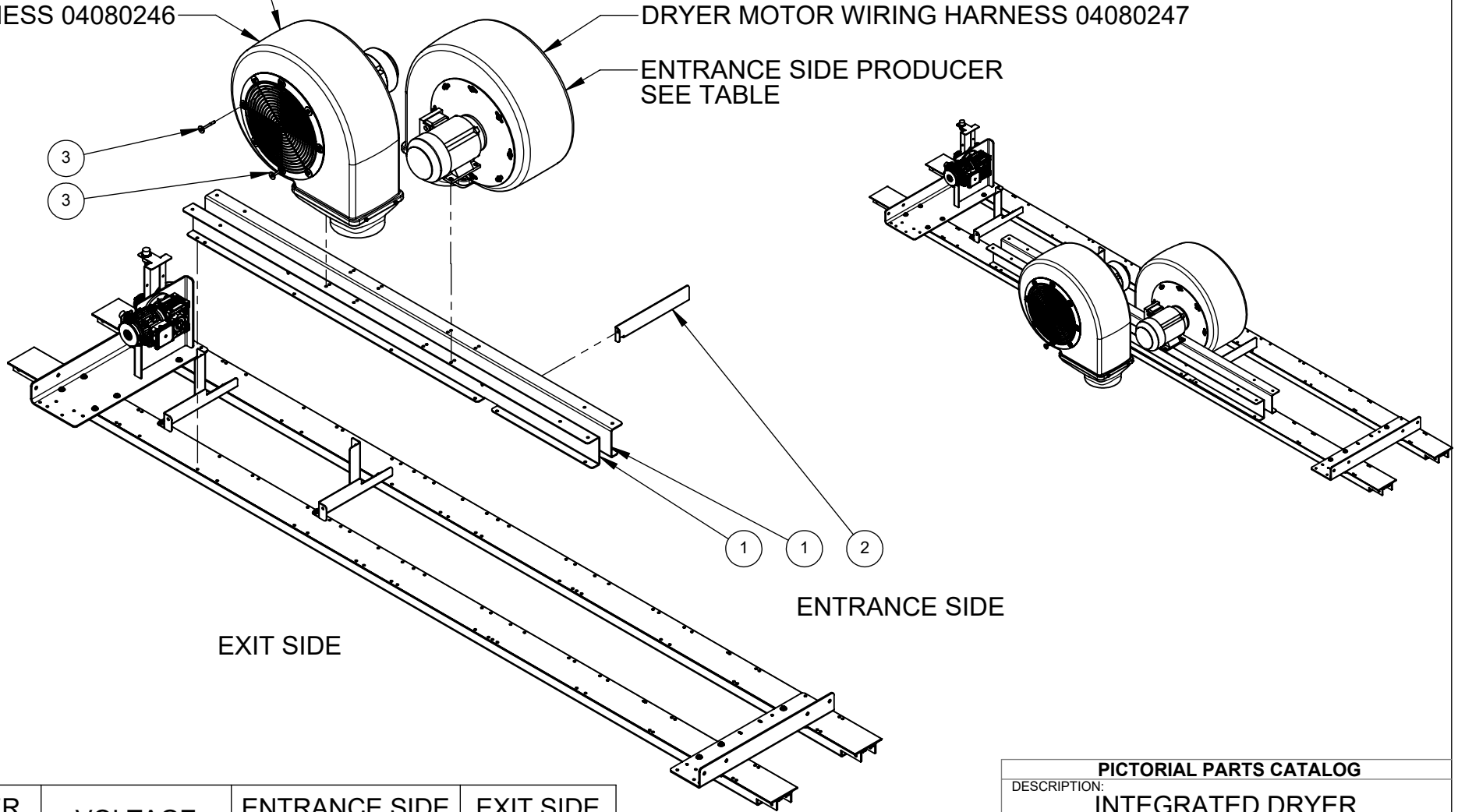
ITEM	PART #	DESCRIPTION
1	06140805	BRACKET,MOUNT,3/4-PROD,OB-DRYER,TDM
2	06140788	BRACKET,PRODUCER,SUPPORT,TANDEM
3	05130038	STAND-OFF,CENTER-COVER,DRYER,TANDEM/LW

EXIT SIDE PRODUCER  
SEE TABLE

DRYER MOTOR WIRING  
HARNESS 04080246

DRYER MOTOR WIRING HARNESS 04080247

ENTRANCE SIDE PRODUCER  
SEE TABLE



EXIT SIDE



ENTRANCE SIDE

DRYER MODEL	VOLTAGE	ENTRANCE SIDE PRODUCER	EXIT SIDE PRODUCER
09040043	208/230V 60 Hz	11100121	11100121
09040044	400V 50 Hz	11100125	11100125
09040106	460V 60 Hz	11100123	11100123
09040104	575V 60 Hz	11100127	11100127

**PICTORIAL PARTS CATALOG**

DESCRIPTION:  
**INTEGRATED DRYER  
2-PRODUCER-FIXED**

DWG. NO. <b>09040043</b>	REV <b>05</b>	SHEET <b>1 OF 1</b>
-----------------------------	------------------	------------------------

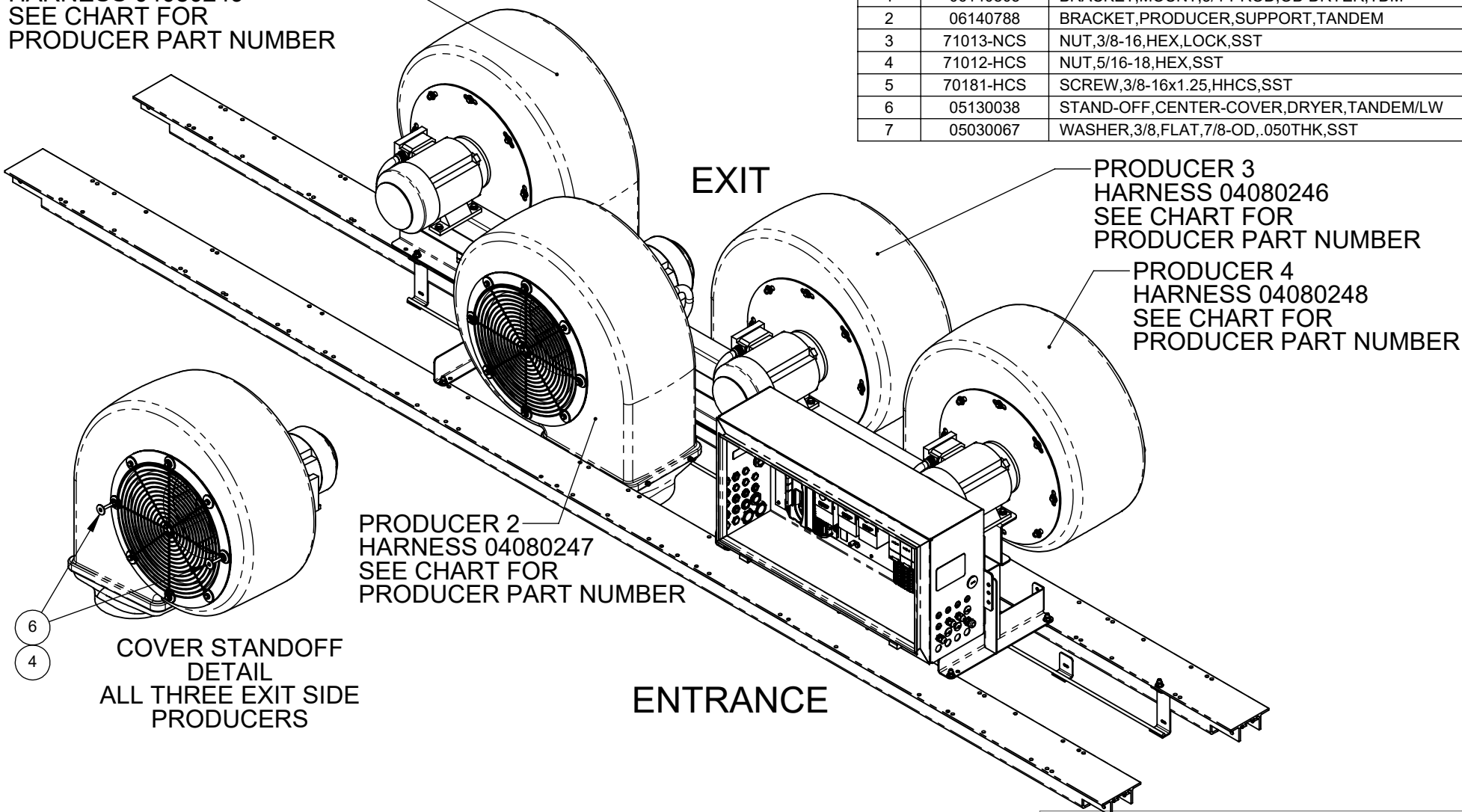



**VEHICLE WASH SYSTEMS**

PART OF OPW  COMPANY

PRODUCER 1  
HARNESS 04080249  
SEE CHART FOR  
PRODUCER PART NUMBER

ITEM	PART #	DESCRIPTION
1	06140805	BRACKET,MOUNT,3/4-PROD,OB-DRYER,TDM
2	06140788	BRACKET,PRODUCER,SUPPORT,TANDEM
3	71013-NCS	NUT,3/8-16,HEX,LOCK,SST
4	71012-HCS	NUT,5/16-18,HEX,SST
5	70181-HCS	SCREW,3/8-16x1.25,HHCS,SST
6	05130038	STAND-OFF,CENTER-COVER,DRYER,TANDEM/LW
7	05030067	WASHER,3/8,FLAT,7/8-OD,.050THK,SST



6  
4  
COVER STANDOFF  
DETAIL  
ALL THREE EXIT SIDE  
PRODUCERS

PRODUCER 2  
HARNESS 04080247  
SEE CHART FOR  
PRODUCER PART NUMBER

PRODUCER 3  
HARNESS 04080246  
SEE CHART FOR  
PRODUCER PART NUMBER

PRODUCER 4  
HARNESS 04080248  
SEE CHART FOR  
PRODUCER PART NUMBER

ENTRANCE

MODEL	VOLTAGE	PRODUCER 1	PRODUCER 2	PRODUCER 3	PRODUCER 4
09040038	208-230V 60Hz	11100157	11100121	11100121	11100121
09040042	380V 50Hz	11100141	11100125	11100125	11100125
09040049	460V 60Hz	11100150	11100123	11100123	11100123
09040102	575V 60Hz	11100163	11100127	11100127	11100127

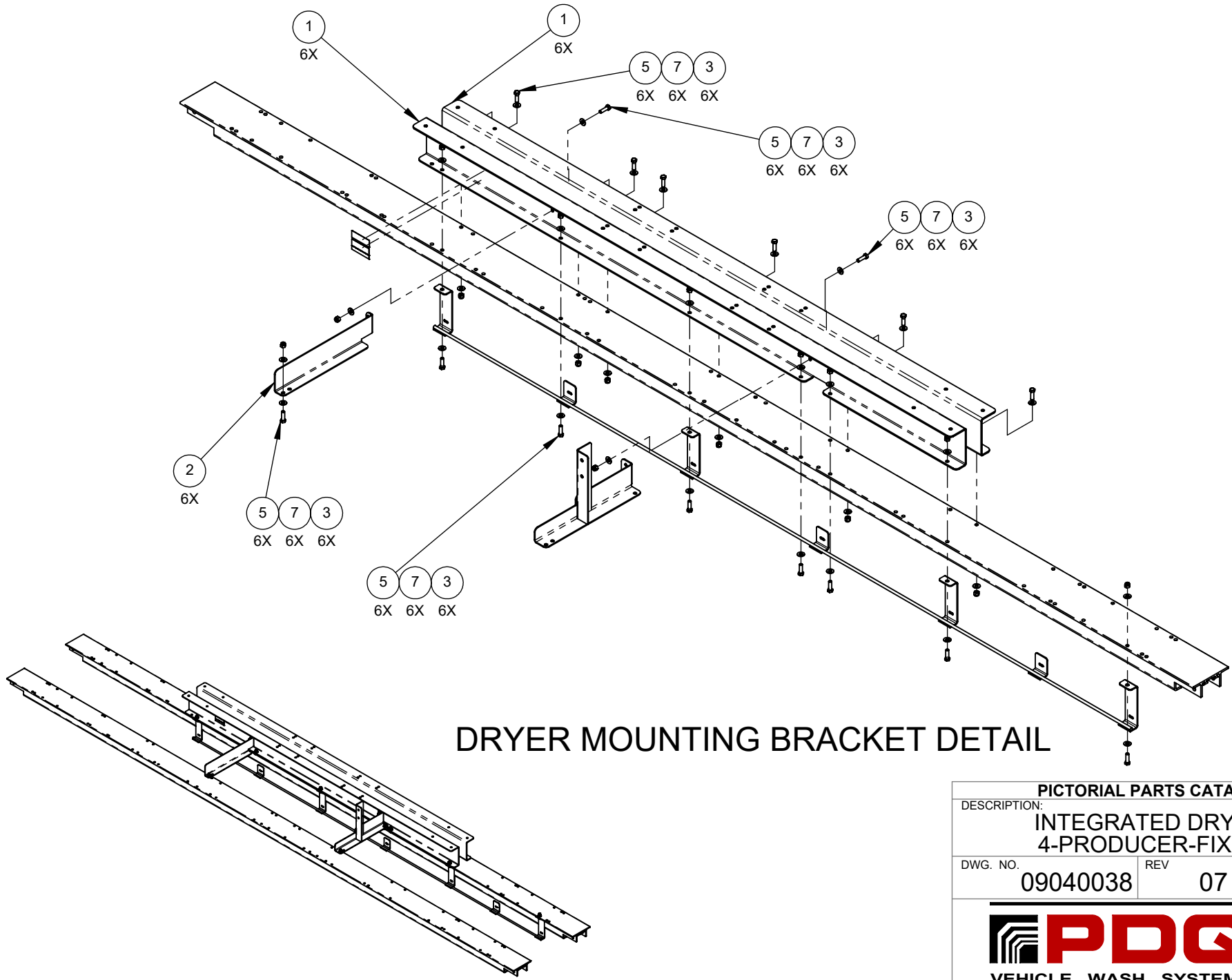
**PICTORIAL PARTS CATALOG**

DESCRIPTION:  
**INTEGRATED DRYER  
4-PRODUCER-FIXED**



DWG. NO. **09040038**    REV **07**    SHEET **1 OF 2**

**VEHICLE WASH SYSTEMS**

PART OF OPW    A DOVER COMPANY



### DRYER MOUNTING BRACKET DETAIL

<b>PICTORIAL PARTS CATALOG</b>		
DESCRIPTION: <b>INTEGRATED DRYER 4-PRODUCER-FIXED</b>		
DWG. NO.	REV	SHEET
09040038	07	2 OF 2
 <b>VEHICLE WASH SYSTEMS</b>		
PART OF OPW  COMPANY		

## CLOCKWISE HORIZONTAL


DRYER ASSY	DESCRIPTION	MTR-IMPELLER	HOUSING
11100079	DRYER,7.5HP,208-230V,60HZ,CW,HORIZ,TEAL	11100072	06050023
11100094	DRYER,7.5HP,380V,50HZ,CW,HORIZ,TEAL	11100093	06050023
11100118	DRYER,7.5HP,575V,60HZ,CW,HORIZ,TEAL	11100076	06050023
11100141	DRYER,7.5HP,380V,50HZ,CW,HORIZ,DK-BL	11100093	06050062
11100150	DRYER,7.5HP,380-460V,60HZ,CW,HORIZ,DK-BL	11100257	06050062
11100151	DRYER,7.5HP,380-460V,60HZ,CW,HORIZ,TEAL	11100257	06050023
11100157	DRYER,7.5HP,208/230,60HZ,CW,HORIZ,DK-BL	11100072	06050062
11100163	DRYER,7.5HP,575V,60HZ,CW,HORIZ,DK-BL	11100076	06050062

## COUNTER-CLOCKWISE HORIZONTAL

DRYER ASSY	DESCRIPTION	MTR-IMPELLER	HOUSING
11100080	DRYER,7.5HP,208-230V,60HZ,CCW,HORIZ,TEAL	11100073	06050023
11100097	DRYER,7.5HP,380V,50HZ,CCW,HORIZ,TEAL	11100099	06050023
11100121	DRYER,7.5HP,208-230V,60HZ,CCW,HORZ,DK-BL	11100073	06050062
11100123	DRYER,7.5HP,380-460V,60HZ,CCW,HORZ,DK-BL	11100258	06050062
11100125	DRYER,7.5HP,380V,50HZ,CCW,HORIZ,DK-BL	11100099	06050062
11100127	DRYER,7.5HP,575V,60HZ,CCW,HORIZ,DK-BL	11100077	06050062
11100138	DRYER,7.5HP,220V,50HZ,CCW,HORIZ,DK-BL	11100305	06050062
11100152	DRYER,7.5HP,380-460V,60HZ,CCW,HORIZ,TEAL	11100258	06050023

**NOTE:**

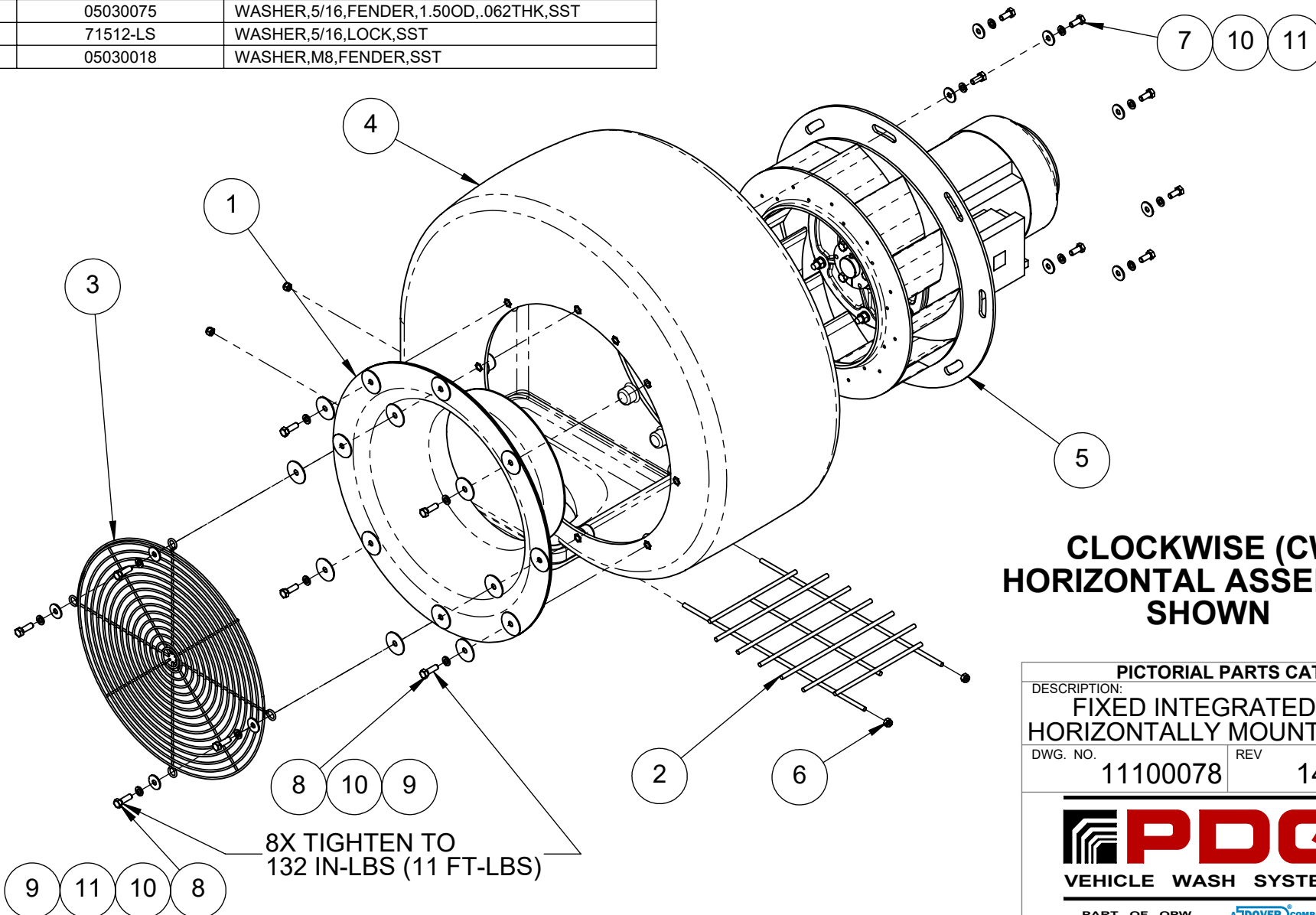
1. ATTACH INLET CONE 11100327 TO HOUSING. MAKE SURE INLET CONE IS CENTERED INSIDE THE IMPELLER. SPIN IMPELLER TO VERIFY THAT THE INLET CONE IS NOT RUBBING AGAINST THE WHEEL.
2. MOTOR -IMPELLER ASSEMBLY MUST BE REPLACED AS A UNIT AND BE FACTORY BALANCED WHEN ASSEMBLED.

PICTORIAL PARTS CATALOG		
DESCRIPTION: <b>FIXED INTEGRATED DRYER HORIZONTALLY MOUNTED MOTOR</b>		
DWG. NO. <b>11100078</b>	REV <b>14</b>	SHEET <b>1 OF 2</b>
 		
<b>VEHICLE WASH SYSTEMS</b> <small>PART OF OPW ADOVER COMPANY</small>		

ITEM	PART #	DESCRIPTION
1	11100327	DRYER,INLET-CONE,W/GASKET
2	06160195	GUARD,DISCHARGE-SCREEN,DRYER,SST
3	06160237	GUARD,INLET-SCREEN,DRYER,WIRE,SST
4	SEE HORIZONTAL TABLE	HOUSING,BLOWER,ON-BOARD,TEAL
5	SEE HORIZONTAL TABLE	MOTOR-IMPELLER ASSEMBLY
6	71011-NCS	NUT,1/4-20,HEX,LOCK,SST
7	70143-HCS	SCREW,5/16-18x.75,HHCS,SST
8	70145-HCS	SCREW,5/16-18x1.00,HHCS,SST
9	05030075	WASHER,5/16,FENDER,1.50OD,.062THK,SST
10	71512-LS	WASHER,5/16,LOCK,SST
11	05030018	WASHER,M8,FENDER,SST

NOTE:

1. ATTACH INLET CONE 11100327 TO HOUSING. MAKE SURE INLET CONE IS CENTERED INSIDE THE IMPELLER. SPIN IMPELLER TO VERIFY THAT THE INLET CONE IS NOT RUBBING AGAINST THE WHEEL.
2. MOTOR -IMPELLER ASSEMBLY MUST BE REPLACED AS A UNIT AND BE FACTORY BALANCED WHEN ASSEMBLED.



**CLOCKWISE (CW)  
HORIZONTAL ASSEMBLY  
SHOWN**

<b>PICTORIAL PARTS CATALOG</b>		
DESCRIPTION: <b>FIXED INTEGRATED DRYER HORIZONTALLY MOUNTED MOTOR</b>		
DWG. NO. 11100078	REV 14	SHEET 2 OF 2
VEHICLE WASH SYSTEMS		
PART OF OPW		ADOVER COMPANY

**CONFIDENTIAL**

ITEM	PART #	DESCRIPTION
1	06270114	ANGLE,SUPPORT,OSC-MTR,SWING-AIR,LW/TND
2	06141081	BRACKET,CENTER-COVER-STANDOFF,OSC,LW/TAN
3	06141083	BRACKET,MNT,OSC,4-PROD,INTD,EXIT,TANDEM
4	06141082	BRACKET,MOUNT,OSC,4-PRODUCER,INTD,TANDEM
5	06141186	BRACKET,OSC-MOTOR,SST,LW360,TANDEM
6	05050062	CLAMP,HOSE,#4,1/4-5/8,SST
7	05050063	CLAMP,HOSE,#52,2.75-3.75,SST
8	06160292	COVER,BISON-GEARMOTORS,BLACK,VINYL
9	04120060	GEAR-MOTOR,1/8HP,22RPM,24VDC
10	11170121	LINKAGE,DRYER-OSCILLATION,11.5,LW/TANDEM
11	06180067	MOUNT,PIVOT,DRYER-OSCILLATION,SST
12	71015-NCS	NUT,1/2-13,HEX,LOCK,SST
13	71011-NCS	NUT,1/4-20,HEX,LOCK,SST
14	71013-NCS	NUT,3/8-16,HEX,LOCK,SST




ITEM	PART #	DESCRIPTION
15	71012-HCS	NUT,5/16-18,HEX,SST
16	06240578	PLATE,MOUNT,LINK-ARM,SWINGAIR,AL
17	06240583	PLATE,SPACER,LINK-ARM,SWINGAIR,AL
18	70258-HCS	SCREW,1/2-13x1.75,HHCS,SST
19	70261-HCS	SCREW,1/2-13x2.50,HHCS,SST
20	70108-HCS	SCREW,1/4-20x.75,HHCS,SST
21	70111-HCS	SCREW,1/4-20x1.25,HHCS,SST
22	70108-HFS	SCREW,1/4-28x.75,HHCS,SST
23	70181-HCS	SCREW,3/8-16x1.25,HHCS,SST
24	05130038	STAND-OFF,CENTER-COVER,DRYER,TANDEM/LW
25	71515-FS	WASHER,1/2,FLAT,SST,MIL-SPEC
26	71511-FS	WASHER,1/4,FLAT,SST
27	71513-FS	WASHER,3/8,FLAT,1-OD,.083THK,SST
28	05030067	WASHER,3/8,FLAT,7/8-OD,.050THK,SST

**4 PRODUCER MODELS**  
PRODUCER PART NUMBERS

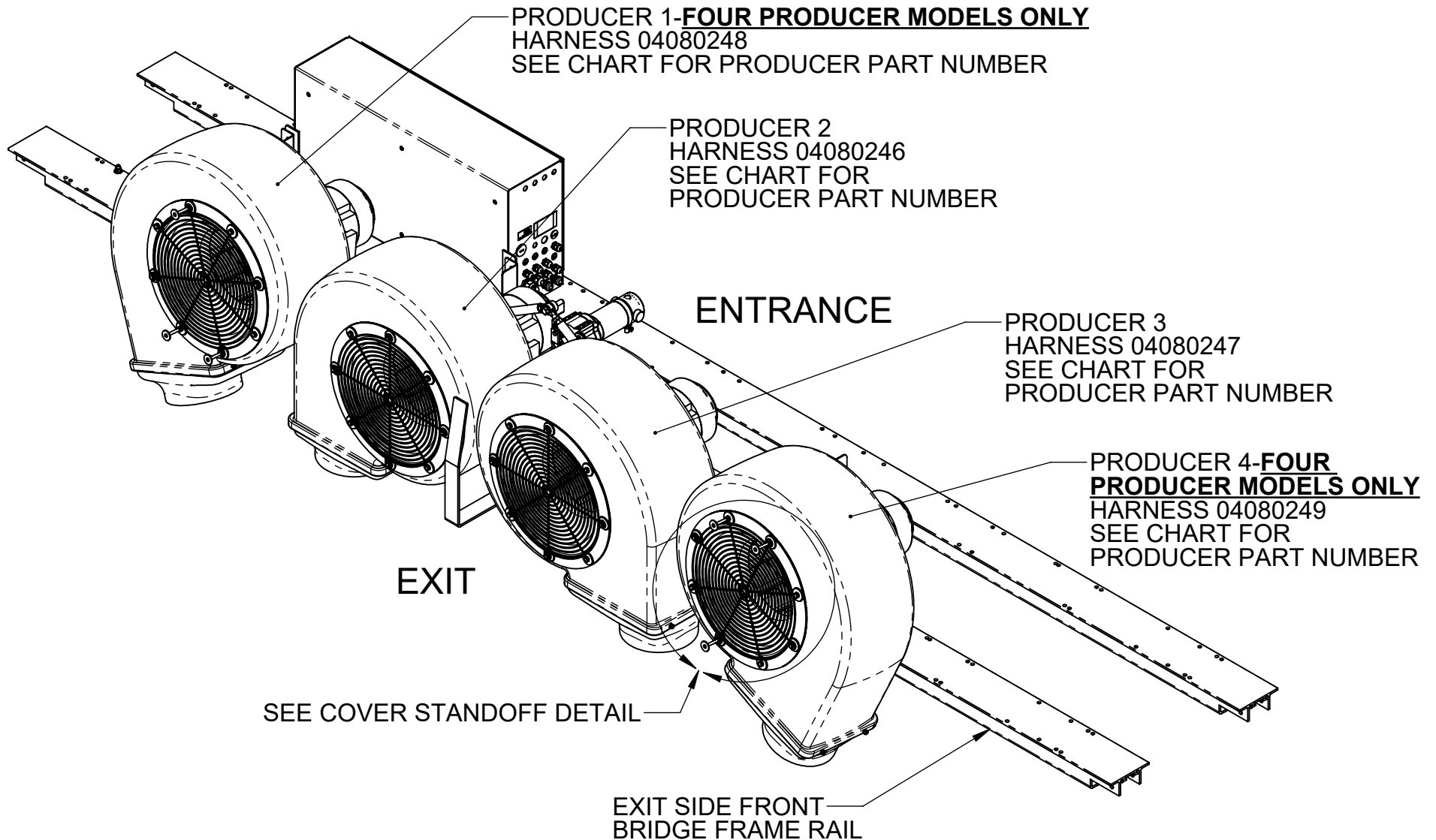
DRYER MODEL	VOLTAGE	PRODUCER 1	PRODUCER 2	PRODUCER 3	PRODUCER 4
09040150	208/230V 60Hz	11100205	11100214	11100215	11100204
09040151	380V 50Hz	11100207	11100216	11100217	11100206
09040152	460V 60Hz	11100209	11100218	11100219	11100208
09040158	575V 60Hz	11100210	11100220	11100221	11100211



**2 PRODUCER MODELS**  
PRODUCER PART NUMBERS

DRYER MODEL	VOLTAGE	PRODUCER 1	PRODUCER 2	PRODUCER 3	PRODUCER 4
09040153	208/230V 60Hz	N/A	11100214	11100215	N/A
09040154	380V 50Hz	N/A	11100216	11100217	N/A
09040155	460V 60Hz	N/A	11100218	11100219	N/A
09040159	575V 60Hz	N/A	11100220	11100221	N/A

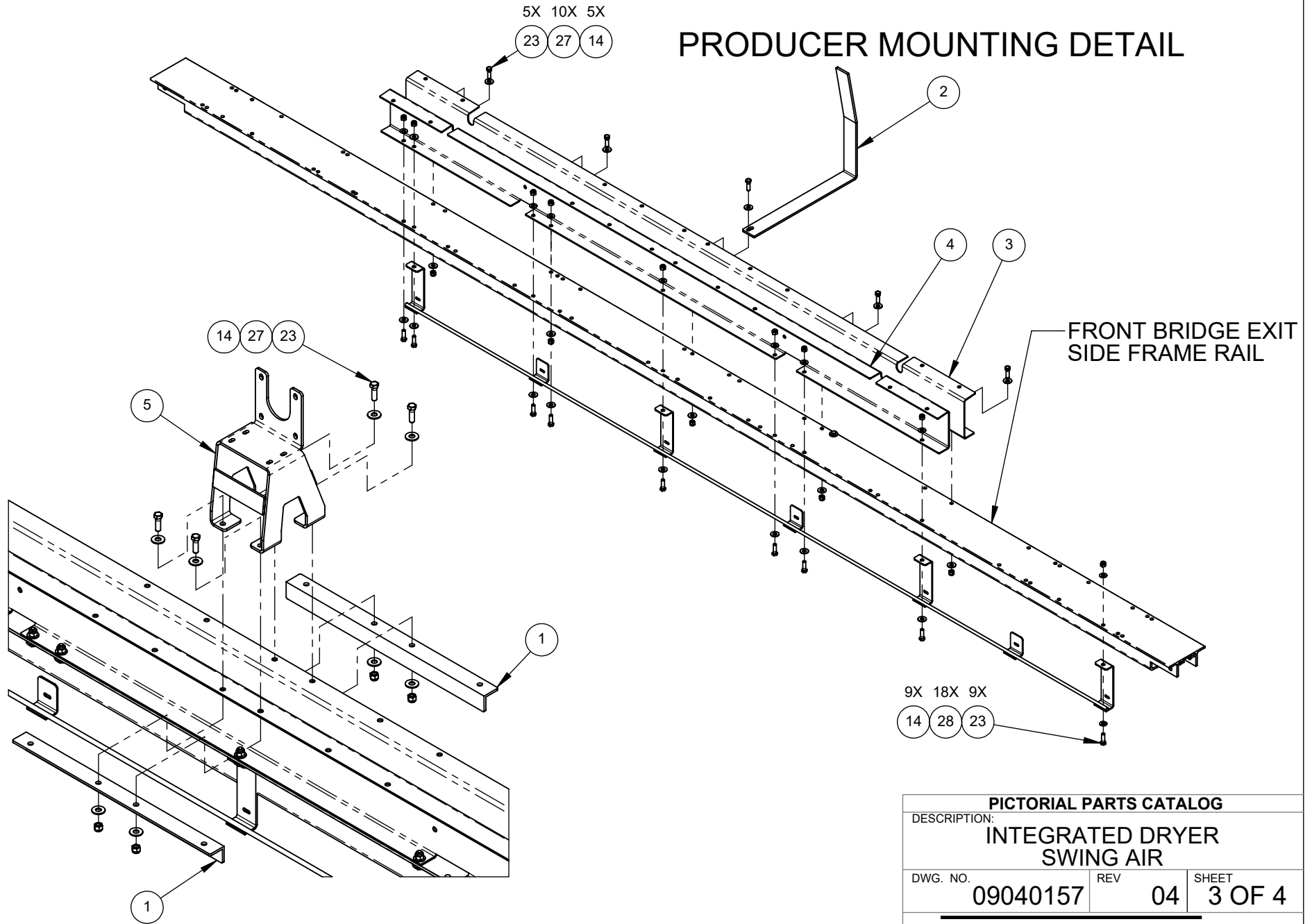
<b>PICTORIAL PARTS CATALOG</b>		
DESCRIPTION: <b>INTEGRATED DRYER SWING AIR</b>		
DWG. NO. <b>09040157</b>	REV <b>04</b>	SHEET <b>1 OF 4</b>
 		
<b>VEHICLE WASH SYSTEMS</b> <small>PART OF OPW  COMPANY</small>		








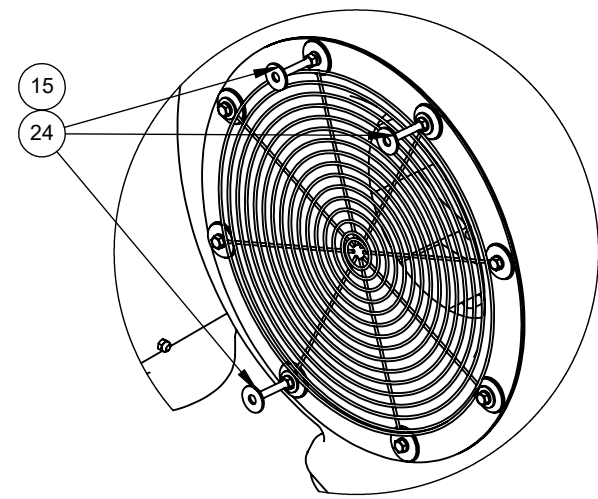
<b>PICTORIAL PARTS CATALOG</b>		
DESCRIPTION: <b>INTEGRATED DRYER SWING AIR</b>		
DWG. NO. <b>09040157</b>	REV <b>04</b>	SHEET <b>2 OF 4</b>
		
<b>VEHICLE WASH SYSTEMS</b>		<small>PART OF OPW</small>
<small>A DOVER COMPANY</small>		

# PRODUCER MOUNTING DETAIL

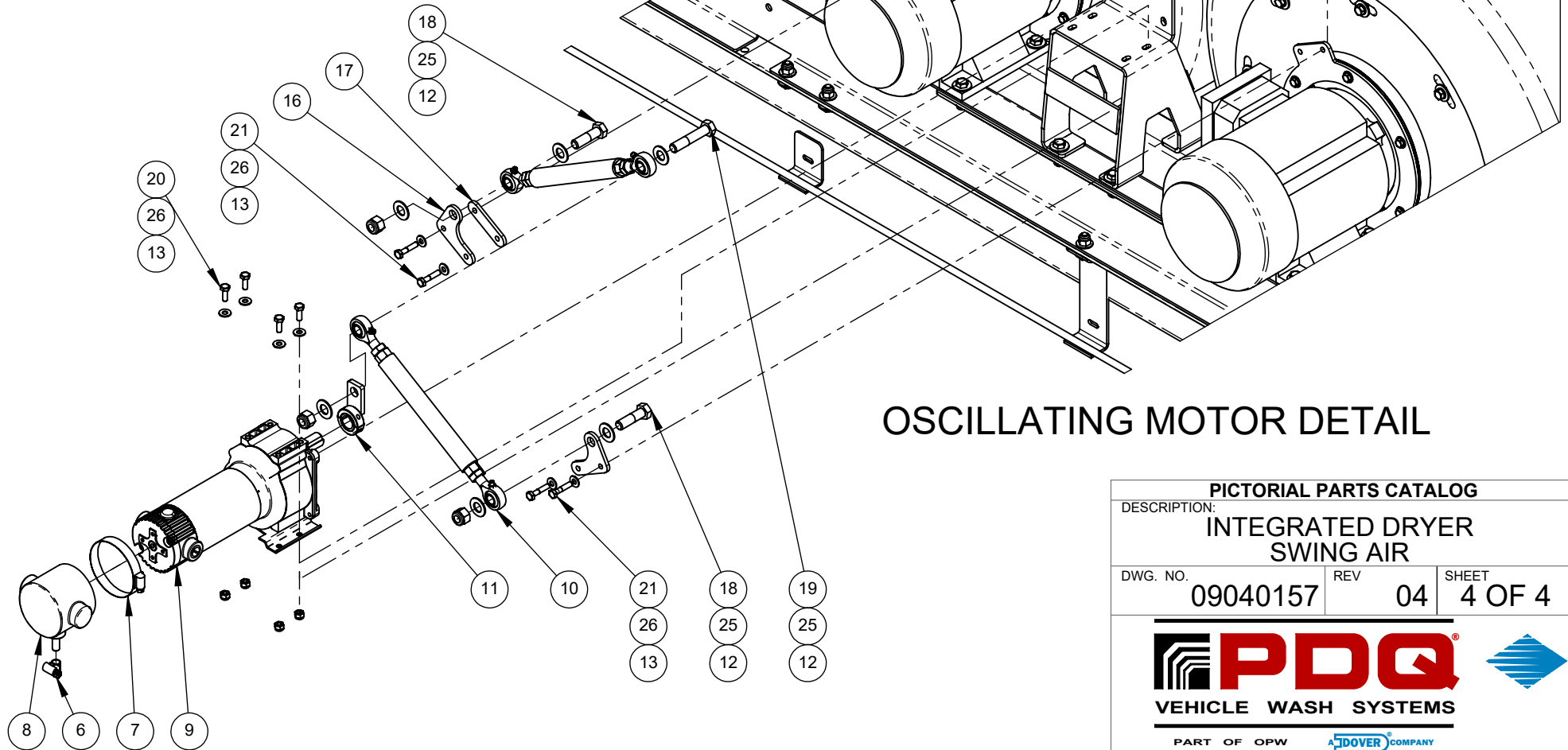


## OSCILLATING MOTOR MOUNTING BRACKET



<b>PICTORIAL PARTS CATALOG</b>		
DESCRIPTION: <b>INTEGRATED DRYER SWING AIR</b>		
DWG. NO. <b>09040157</b>	REV <b>04</b>	SHEET <b>3 OF 4</b>
		
VEHICLE WASH SYSTEMS		
PART OF OPW		



COVER STANDOFF DETAIL  
FIXED PRODUCERS ONLY






OSCILLATING MOTOR DETAIL

<b>PICTORIAL PARTS CATALOG</b>		
DESCRIPTION: <b>INTEGRATED DRYER SWING AIR</b>		
DWG. NO. <b>09040157</b>	REV <b>04</b>	SHEET <b>4 OF 4</b>
 <b>VEHICLE WASH SYSTEMS</b>		
<small>PART OF OPW</small>		<small>A DOVER COMPANY</small>

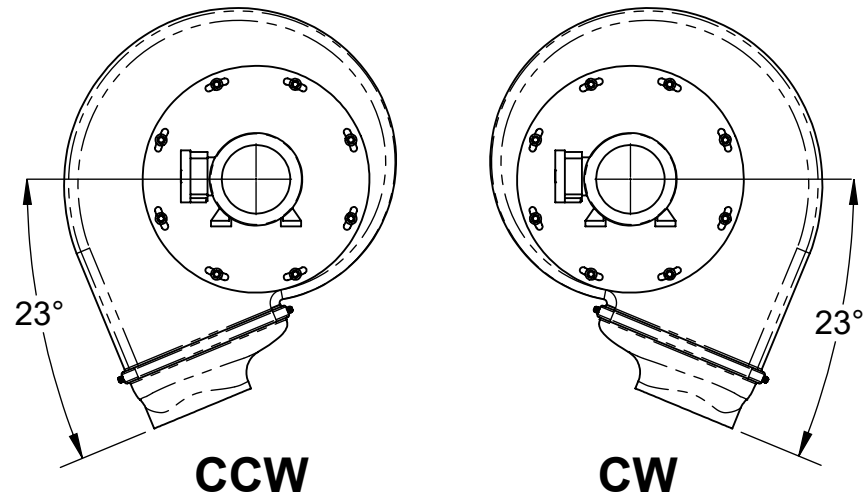
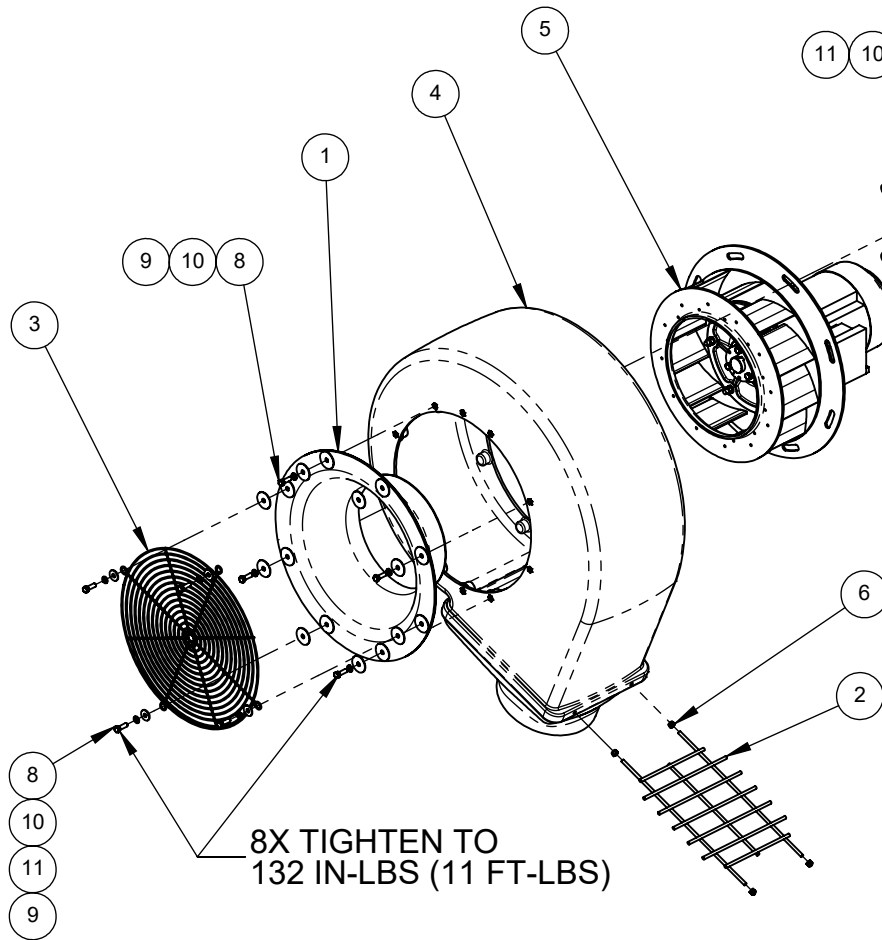
PRODUCER PART NO.	VOLTAGE	IMPELLER ROTATION	MOTOR-IMPELLER PART NO.
11100204	208-230V,60HZ	CCW	11100182
11100205	208-230V,60HZ	CW	11100181
11100206	380V,50HZ	CW	11100185
11100207	380V,50HZ	CCW	11100186
11100208	380/460V,60HZ	CW	11100265
11100209	380/460V,60HZ	CCW	11100266
11100210	575V,60HZ	CW	11100183
11100211	575V,60HZ	CCW	11100184
11100212	220V,50HZ	CW	11100309
11100213	220V,50HZ	CCW	11100310

**NOTE:**

1. ATTACH INLET CONE 11100327 TO HOUSING. MAKE SURE INLET CONE IS CENTERED INSIDE THE IMPELLER. SPIN IMPELLER TO VERIFY THAT THE INLET CONE IS NOT RUBBING AGAINST THE WHEEL.
2. MOTOR -IMPELLER ASSEMBLY MUST BE REPLACED AS A UNIT AND BE FACTORY BALANCED WHEN ASSEMBLED.

<b>PICTORIAL PARTS CATALOG</b>		
DESCRIPTION: <b>INTEGRATED DRYER-SWINGAIR OUTER PRODUCERS</b>		
DWG. NO. <b>11100187</b>	REV <b>07</b>	SHEET <b>1 OF 2</b>
 		
<b>VEHICLE WASH SYSTEMS</b> <small>PART OF OPW  COMPANY</small>		



ITEM	PART #	DESCRIPTION
1	11100327	DRYER,INLET-CONE,W/GASKET
2	06160195	GUARD,DISCHARGE-SCREEN,DRYER,SST
3	06160237	GUARD,INLET-SCREEN,DRYER,WIRE,SST
4	06050062	HOUSING,BLOWER,INTD,DARK-BLUE
5	SEE TABLE	DRYER,MTR-IMP,208/230V,60HZ,CW,ANGL,HRZ
6	71011-NCS	NUT,1/4-20,HEX,LOCK,SST
7	70143-HCS	SCREW,5/16-18x.75,HHCS,SST
8	70145-HCS	SCREW,5/16-18x1.00,HHCS,SST
9	05030075	WASHER,5/16,FENDER,1.50OD,.062THK,SST
10	71512-LS	WASHER,5/16,LOCK,SST
11	05030018	WASHER,M8,FENDER,SST



**COUNTER CLOCKWISE (CCW)  
ASSEMBLY SHOWN**

**NOTE:**

1. ATTACH INLET CONE 11100327 TO HOUSING. MAKE SURE INLET CONE IS CENTERED INSIDE THE IMPELLER. SPIN IMPELLER TO VERIFY THAT THE INLET CONE IS NOT RUBBING AGAINST THE WHEEL.
2. MOTOR -IMPELLER ASSEMBLY MUST BE REPLACED AS A UNIT AND BE FACTORY BALANCED WHEN ASSEMBLED.

PICTORIAL PARTS CATALOG		
DESCRIPTION: <b>INTEGRATED DRYER-SWINGAIR OUTER PRODUCERS</b>		
DWG. NO. <b>11100187</b>	REV <b>07</b>	SHEET <b>2 OF 2</b>
 <b>VEHICLE WASH SYSTEMS</b>		
<small>PART OF OPW</small>  <small>COMPANY</small>		

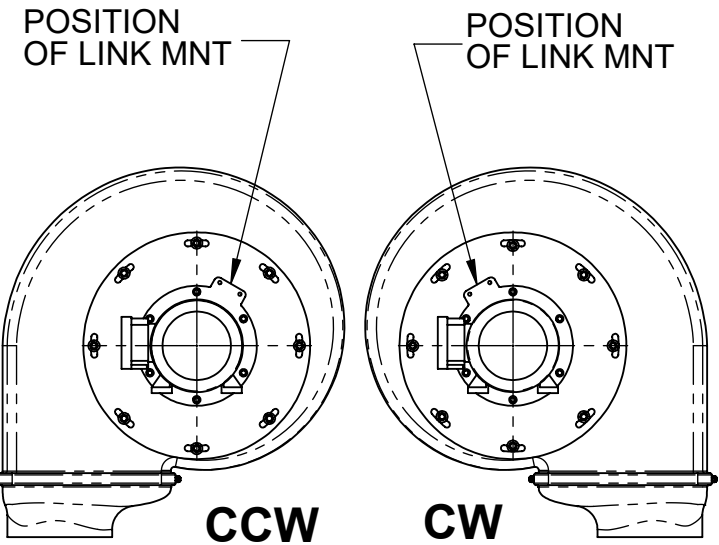
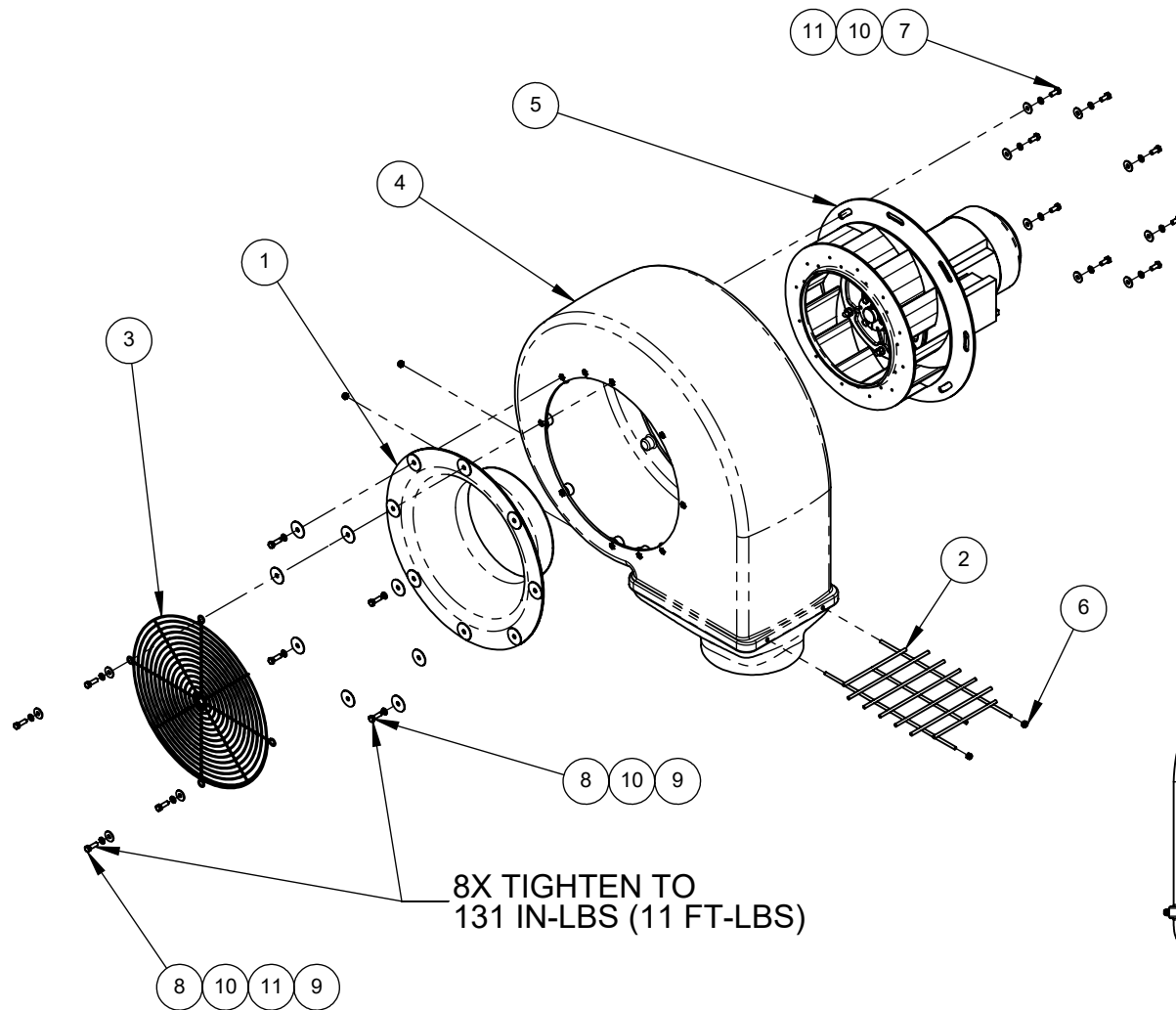
PRODUCER PART NO.	VOLTAGE	IMPELLER ROTATION	MOTOR-IMPELLER PART NO.
11100214	208-230V,60HZ	CW	11100225
11100215	208-230V,60HZ	CCW	11100224
11100216	400V,50HZ	CW	11100228
11100217	400V,50HZ	CCW	11100229
11100218	400-460V,60HZ	CW	11100269
11100219	400-460V,60HZ	CCW	11100270
11100220	575V,60HZ	CW	11100226
11100221	575V,60HZ	CCW	11100227
11100222	220V,50HZ	CW	11100228
11100223	220V,50HZ	CCW	11100229

NOTE:

1. ATTACH INLET CONE 11100327 TO HOUSING. MAKE SURE INLET CONE IS CENTERED INSIDE THE IMPELLER. SPIN IMPELLER TO VERIFY THAT THE INLET CONE IS NOT RUBBING AGAINST THE WHEEL.
2. MOTOR -IMPELLER ASSEMBLY MUST BE REPLACED AS A UNIT AND BE FACTORY BALANCED WHEN ASSEMBLED.

PICTORIAL PARTS CATALOG		
DESCRIPTION: INTEGRATED DRYER OSCILLATING INNER PRODUCER ASSEMBLY		
DWG. NO. 11100173	REV 13	SHEET 1 OF 2
 		
<b>VEHICLE WASH SYSTEMS</b> <small>PART OF OPW</small>  COMPANY		

ITEM	PART #	DESCRIPTION
1	11100327	DRYER,INLET-CONE,W/GASKET
2	06160195	GUARD,DISCHARGE-SCREEN,DRYER,SST
3	06160237	GUARD,INLET-SCREEN,DRYER,WIRE,SST
4	06050062	HOUSING,BLOWER,INTD,DARK-BLUE
5	SEE TABLE	MOTOR-IMPELLER
6	71011-NCS	NUT,1/4-20,HEX,LOCK,SST
7	70143-HCS	SCREW,5/16-18x.75,HHCS,SST
8	70145-HCS	SCREW,5/16-18x1.00,HHCS,SST
9	05030075	WASHER,5/16,FENDER,1.50OD,.062THK,SST
10	71512-LS	WASHER,5/16,LOCK,SST
11	05030018	WASHER,M8,FENDER,SST



NOTE:

1. ATTACH INLET CONE 11100327 TO HOUSING. MAKE SURE INLET CONE IS CENTERED INSIDE THE IMPELLER. SPIN IMPELLER TO VERIFY THAT THE INLET CONE IS NOT RUBBING AGAINST THE WHEEL.
2. MOTOR -IMPELLER ASSEMBLY MUST BE REPLACED AS A UNIT AND BE FACTORY BALANCED WHEN ASSEMBLED.

PICTORIAL PARTS CATALOG		
DESCRIPTION: INTEGRATED DRYER OSCILLATING INNER PRODUCER ASSEMBLY		
DWG. NO. 11100173	REV 13	SHEET 2 OF 2
 <b>VEHICLE WASH SYSTEMS</b>		
<small>PART OF OPW</small> 		



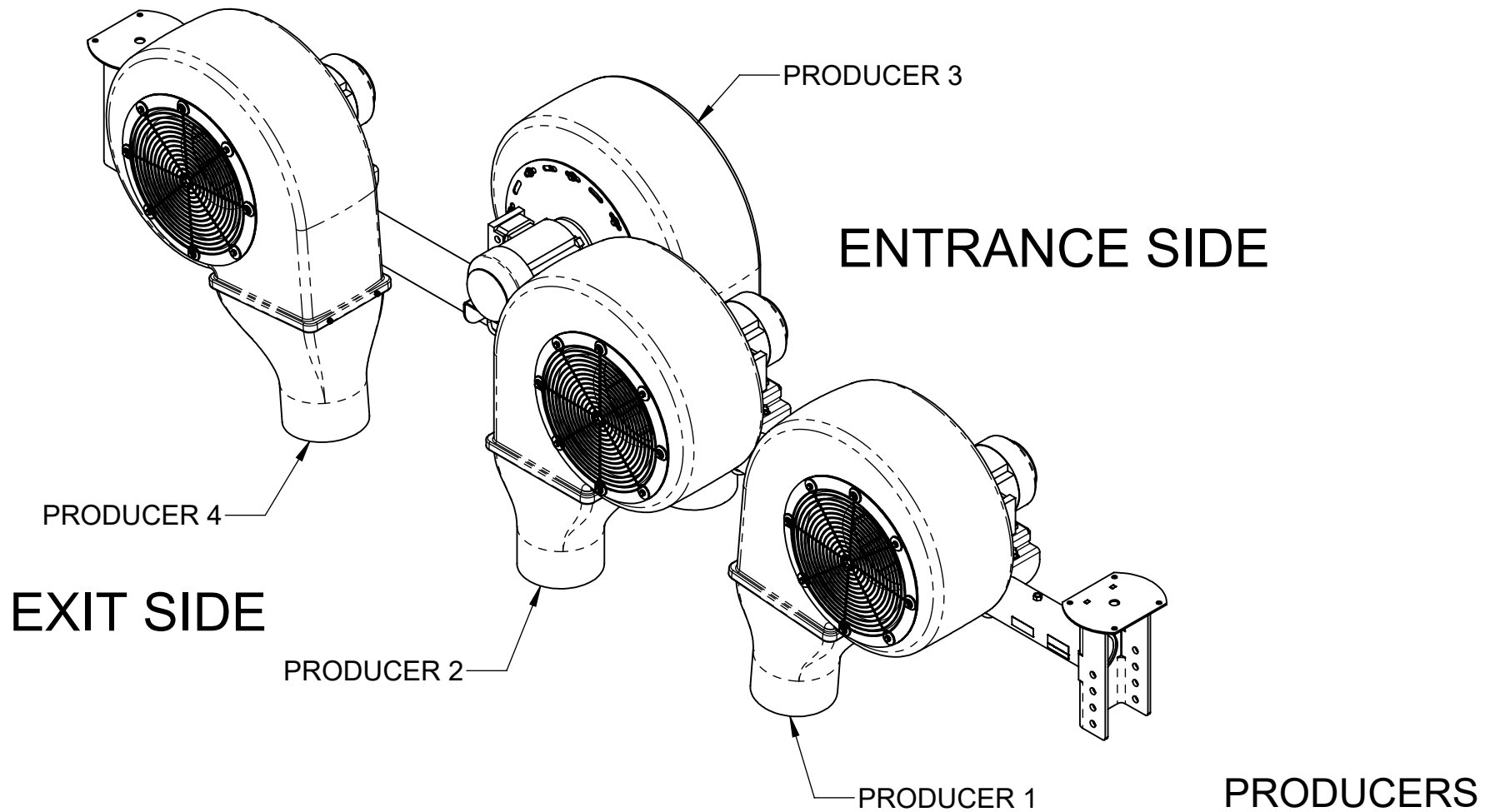


# ***PROTOUCH*** ***TANDEM***

## Stand Alone Dryer

---





MODEL #	DRYER SUPPLY POWER	PRODUCER 1-3 PART NUMBER	PRODUCER 4 PART NUMBER
09040022	208/230V - 60HZ	11100084	11100085
09040025	575V - 60HZ	11100086	11100087
09040035	380V - 50HZ	11100095	11100096
09040177	380/460V - 60HZ	11100261	11100262
09040210	220V - 50HZ	11100307	11100308

**PICTORIAL PARTS CATALOG**

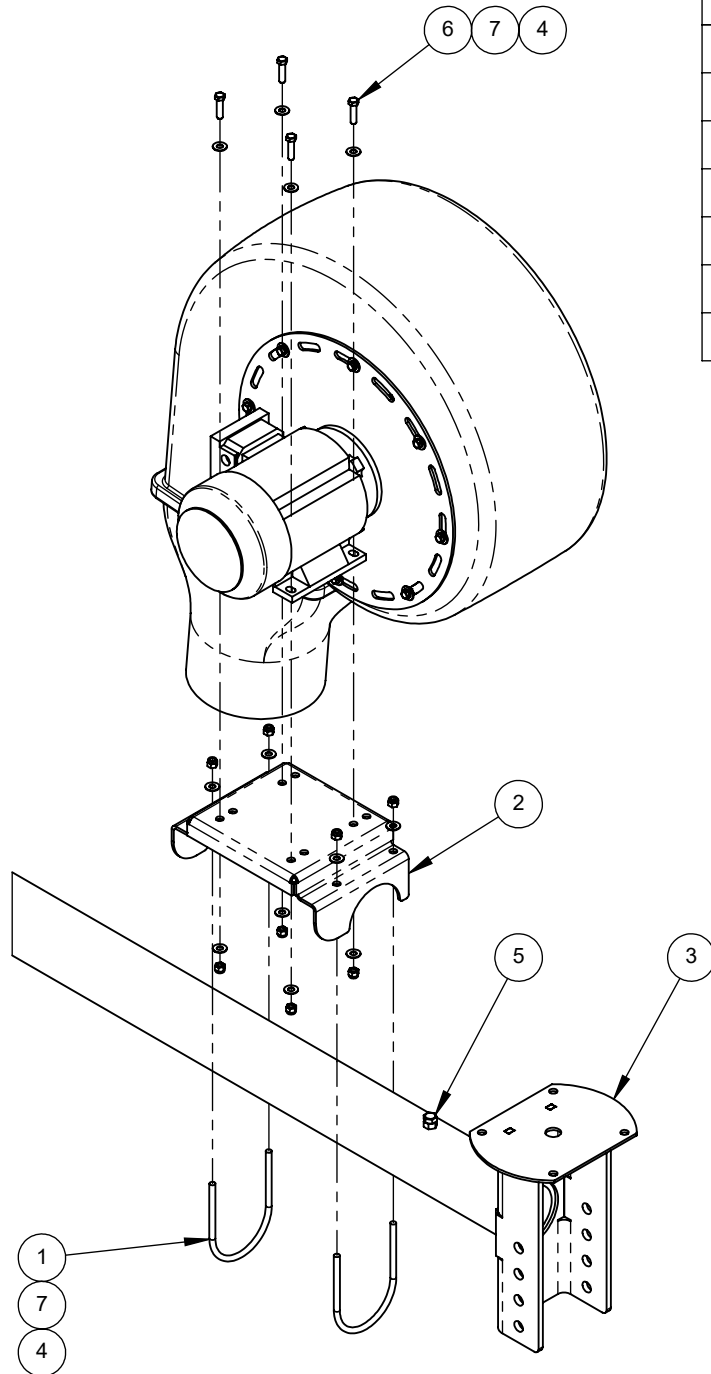
DESCRIPTION:  
**STAND ALONE DRYER**

DWG. NO. 09040176	REV 04	SHEET 1 OF 2
-------------------	--------	--------------

**PDQ**  
VEHICLE WASH SYSTEMS

PART OF OPW COMPANY

ITEM	PART #	DESCRIPTION
1	05040184	BOLT,3/8-16x6.5x4.61W,U-BOLT,SST
2	06140530	BRACKET,PRODUCER-MOUNT,SA,MA,LAFERT
3	06250136	FRAME,MTG-BEAM,DRYER,SA,MA
4	71013-NCS	NUT,3/8-16,HEX,LOCK,SST
5	70256-HCS	SCREW,1/2-13x1.25,HHCS,SST
6	70182-HCS	SCREW,3/8-16x1.50,HHCS,SST
7	05030067	WASHER,3/8,FLAT,7/8-OD,.050THK,SST



## PRODUCER MOUNTING

<b>PICTORIAL PARTS CATALOG</b>		
DESCRIPTION: <b>STAND ALONE DRYER</b>		
DWG. NO. <b>09040176</b>	REV <b>04</b>	SHEET <b>2 OF 2</b>
 <b>VEHICLE WASH SYSTEMS</b>		
<small>PART OF OPW</small>		<small>ADOVER COMPANY</small>

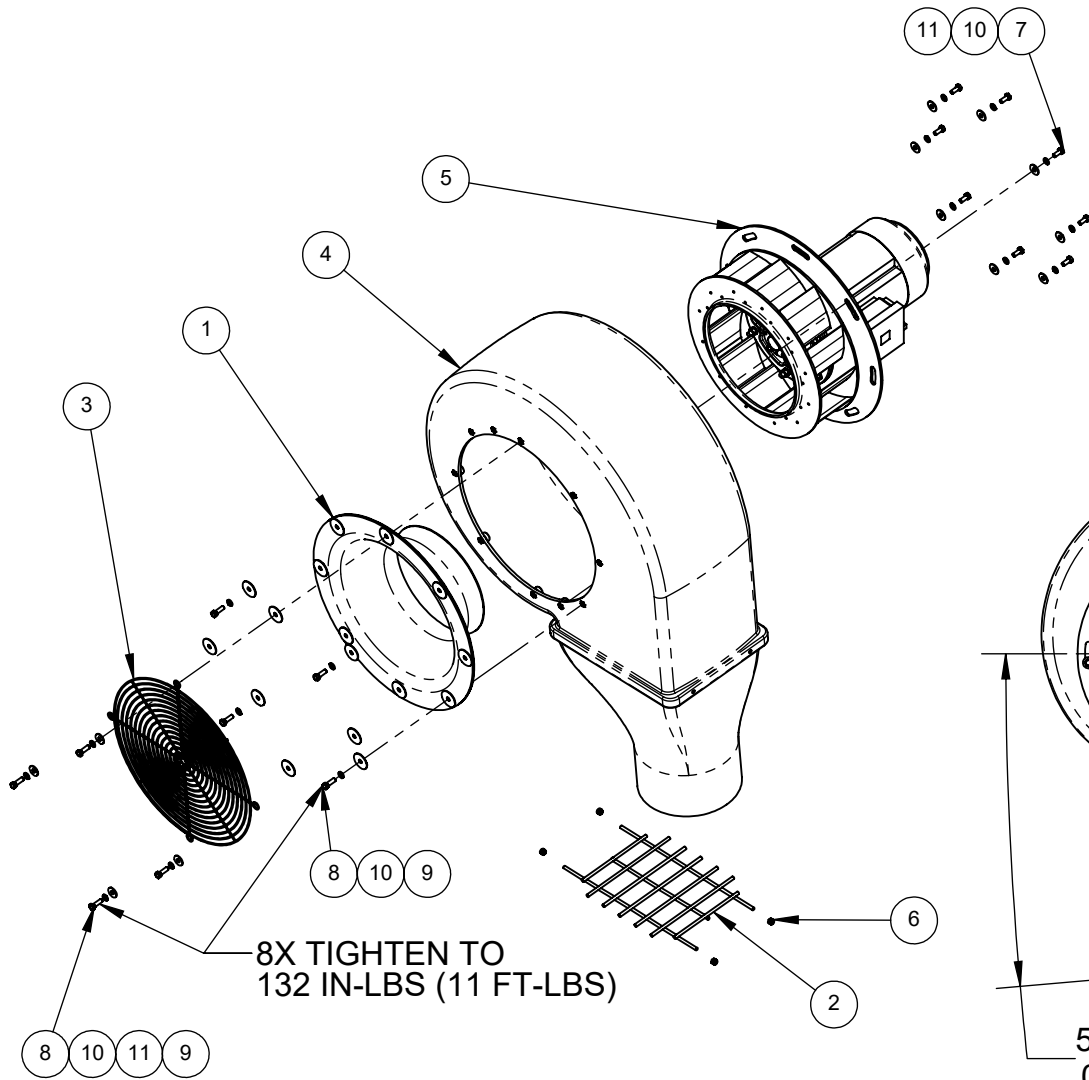
PRODUCER PART NO.	VOLTAGE	IMPELLER ROTATION	MOTOR-IMPELLER PART NO.
11100084	208/230V - 60HZ	CW	11100072
11100085	208/230V - 60HZ	CCW	11100073
11100086	575V - 60 HZ	CW	11100076
11100087	575V - 60 HZ	CCW	11100077
11100095	400V - 50HZ	CW	11100093
11100096	400V - 50HZ	CCW	11100099
11100261	400/460V - 60 HZ	CW	11100257
11100262	400/460V - 60 HZ	CCW	11100258
11100307	220V - 50HZ	CW	11100304
11100308	220V - 50HZ	CCW	11100305

**NOTE:**

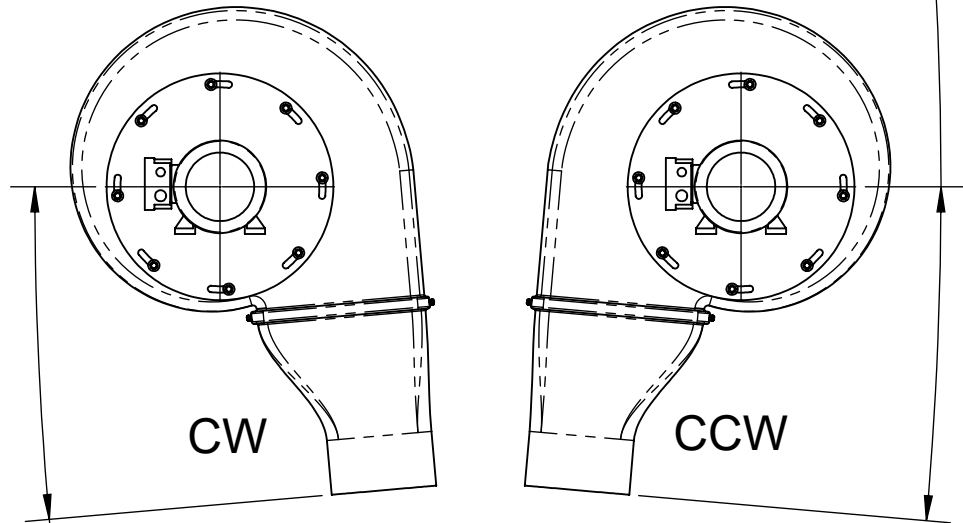
1. ATTACH INLET CONE 11100327 TO HOUSING. MAKE SURE INLET CONE IS CENTERED INSIDE THE IMPELLER. SPIN IMPELLER TO VERIFY THAT THE INLET CONE IS NOT RUBBING AGAINST THE WHEEL.
2. MOTOR -IMPELLER ASSEMBLY MUST BE REPLACED AS A UNIT AND BE FACTORY BALANCED WHEN ASSEMBLED.

PICTORIAL PARTS CATALOG		
DESCRIPTION: <b>FIXED PRODUCER ASSEMBLY, STAND ALONE DRYER</b>		
DWG. NO.	REV	SHEET
11100083	08	1 OF 2
 		
<b>VEHICLE WASH SYSTEMS</b> <small>PART OF OPW  COMPANY</small>		

ITEM	PART #	DESCRIPTION
1	11100327	DRYER,INLET-CONE,W/GASKET
2	06160195	GUARD,DISCHARGE-SCREEN,DRYER,SST
3	06160237	GUARD,INLET-SCREEN,DRYER,WIRE,SST
4	06050065	HOUSING,BLOWER,SA,MAX-AIR,DARK-BLUE
5	SEE TABLE	MOTOR-IMPELLER
6	71011-NCS	NUT,1/4-20,HEX,LOCK,SST
7	70143-HCS	SCREW,5/16-18x.75,HHCS,SST
8	70145-HCS	SCREW,5/16-18x1.00,HHCS,SST
9	05030075	WASHER,5/16,FENDER,1.50OD,.062THK,SST
10	71512-LS	WASHER,5/16,LOCK,SST
11	05030018	WASHER,M8,FENDER,SST



5° OUTER PRODUCERS  
0° INNER PRODUCERS



5° OUTER PRODUCERS  
0° INNER PRODUCERS

**COUNTER CLOCKWISE (CCW)  
ASSEMBLY SHOWN**



**NOTE:**

1. ATTACH INLET CONE 11100327 TO HOUSING. MAKE SURE INLET CONE IS CENTERED INSIDE THE IMPELLER. SPIN IMPELLER TO VERIFY THAT THE INLET CONE IS NOT RUBBING AGAINST THE WHEEL.
2. MOTOR -IMPELLER ASSEMBLY MUST BE REPLACED AS A UNIT AND BE FACTORY BALANCED WHEN ASSEMBLED.

**PICTORIAL PARTS CATALOG**

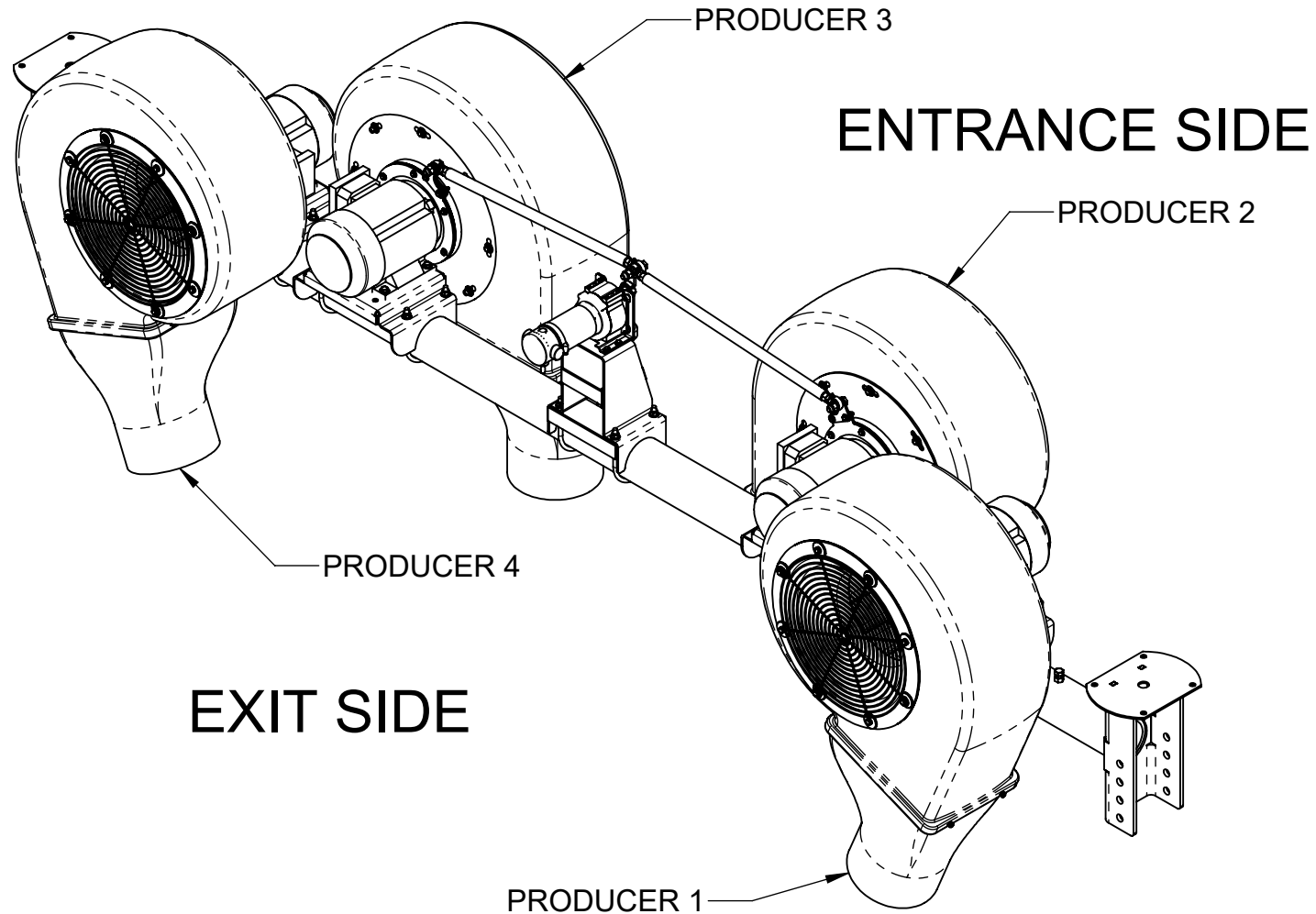
DESCRIPTION:  
**FIXED PRODUCER ASSEMBLY,  
STAND ALONE DRYER**

DWG. NO.	REV	SHEET
11100083	08	2 OF 2

**VEHICLE WASH SYSTEMS**




PART OF OPW  COMPANY



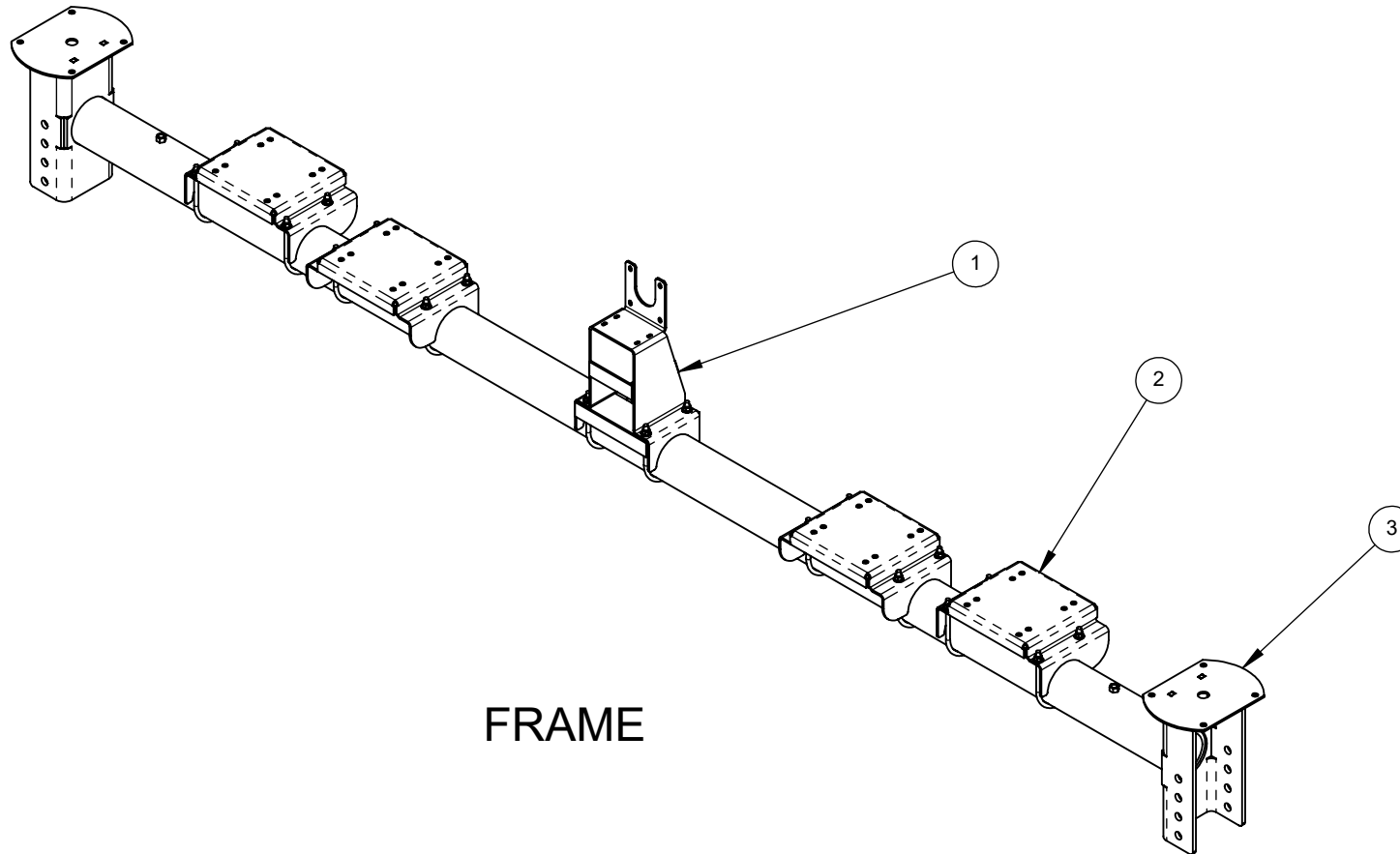
EXIT SIDE

ENTRANCE SIDE




MODEL #	DRYER SUPPLY VOLTAGE	PRODUCER 1 ASSY P/N	PRODUCER 2 ASSY P/N	PRODUCER 3 ASSY P/N	PRODUCER 4 ASSY P/N
09040147	575V - 60HZ	11100191	11100177	11100176	11100190
09040148	380V - 50Hz	11100193	11100179	11100178	11100192
09040149	208/230V - 60HZ	11100189	11100175	11100174	11100188
09040180	380/460V - 60HZ	11100268	11100272	11100271	11100267
09040211	220V - 50HZ	11100314	11100312	11100311	11100313

PICTORIAL PARTS CATALOG		
DESCRIPTION: STAND ALONE DRYER-SWINGAIR		
DWG. NO. 09040133	REV 10	SHEET 1 OF 5
		
<b>VEHICLE WASH SYSTEMS</b>		<small>PART OF OPW</small> 

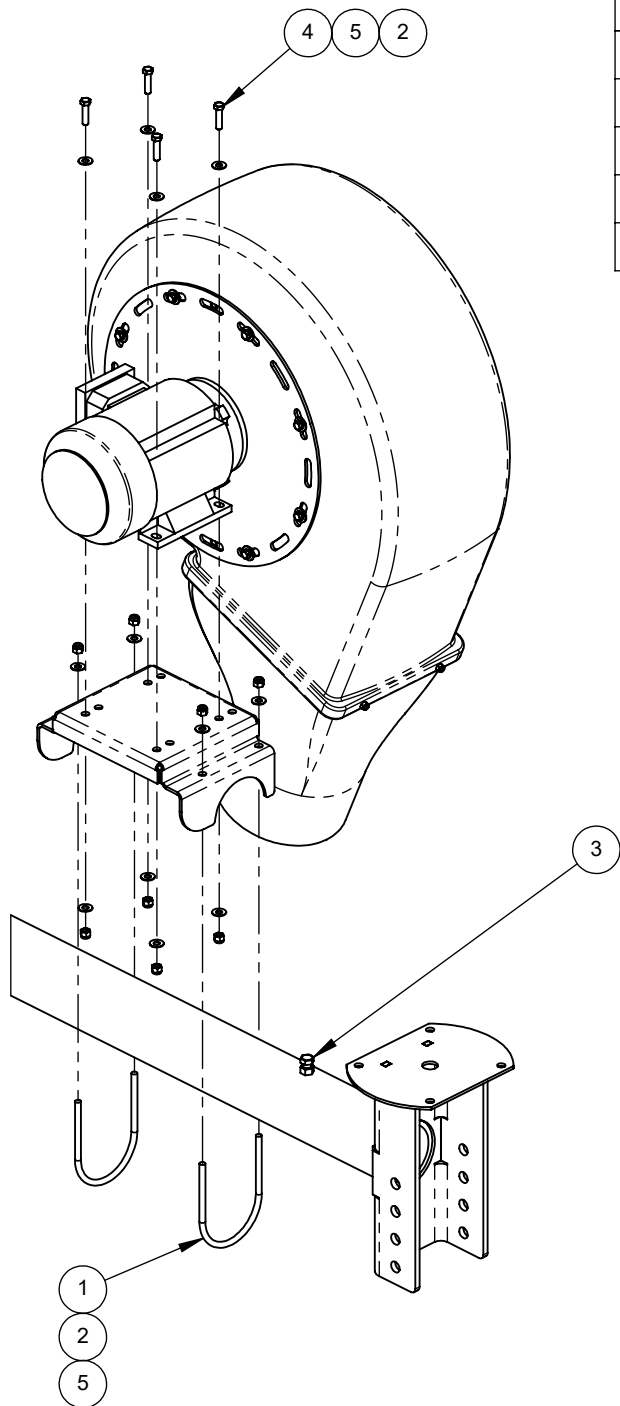
ITEM	PART #	DESCRIPTION
1	06141196	BRACKET,OSC-MOTOR,SST,STAND-ALONE
2	06140530	BRACKET,PRODUCER-MOUNT,SA,MA,LAFERT
3	06250136	FRAME,MTG-BEAM,DRYER,SA,MA





FRAME

<b>PICTORIAL PARTS CATALOG</b>		
DESCRIPTION: <b>STAND ALONE DRYER-SWINGAIR</b>		
DWG. NO.	REV	SHEET
09040133	10	2 OF 5
 		
<b>VEHICLE WASH SYSTEMS</b> <small>PART OF OPW  COMPANY</small>		

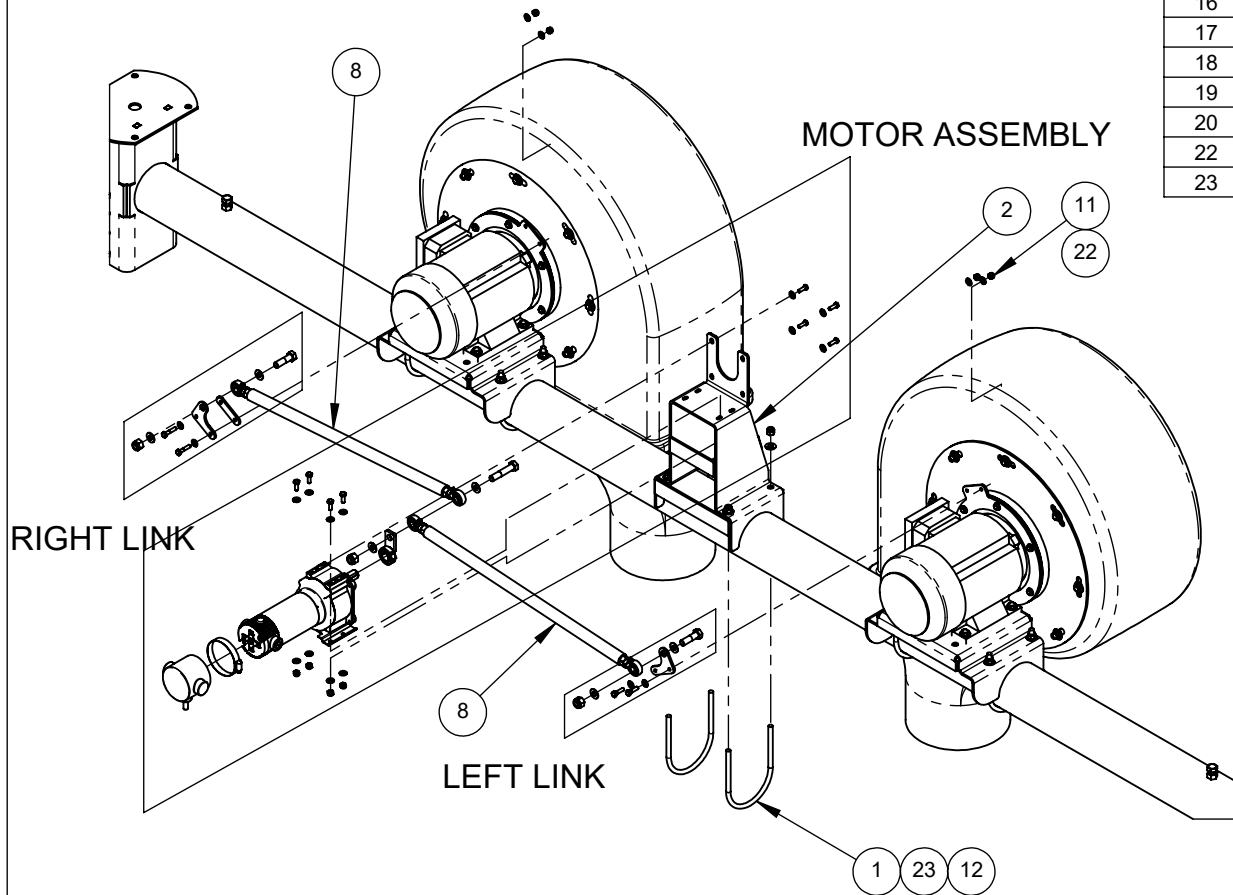




ITEM	PART #	DESCRIPTION
1	05040184	BOLT,3/8-16x6.5x4.61W,U-BOLT,SST
2	71013-NCS	NUT,3/8-16,HEX,LOCK,SST
3	70256-HCS	SCREW,1/2-13x1.25,HHCS,SST
4	70182-HCS	SCREW,3/8-16x1.50,HHCS,SST
5	05030067	WASHER,3/8,FLAT,7/8-OD,.050THK,SST

<b>PICTORIAL PARTS CATALOG</b>		
DESCRIPTION: <b>STAND ALONE DRYER-SWINGAIR</b>		
DWG. NO.	REV	SHEET
09040133	10	3 OF 5
 		
<b>VEHICLE WASH SYSTEMS</b> <small>PART OF OPW DOOVER COMPANY</small>		


ITEM	PART #	DESCRIPTION
1	05040184	BOLT,3/8-16x6.5x4.61W,U-BOLT,SST
2	06141196	BRACKET,OSC-MOTOR,SST,STAND-ALONE
3	05050063	CLAMP,HOSE,#52,2.75-3.75,SST
4	06160292	COVER,BISON-GEARMOTORS,BLACK,VINYL
7	04120060	GEAR-MOTOR,1/8HP,22RPM,24VDC
8	11170122	LINKAGE,DRYER-OSCILLATION,26.6,STAND-ALN
9	06180067	MOUNT,PIVOT,DRYER-OSCILLATION,SST
10	71015-NCS	NUT,1/2-13,HEX,LOCK,SST
11	71011-NCS	NUT,1/4-20,HEX,LOCK,SST
12	71013-NCS	NUT,3/8-16,HEX,LOCK,SST
13	06240578	PLATE,MOUNT,LINK-ARM,SWINGAIR,AL
14	06240583	PLATE,SPACER,LINK-ARM,SWINGAIR,AL
15	70258-HCS	SCREW,1/2-13x1.75,HHCS,SST
16	70261-HCS	SCREW,1/2-13x2.50,HHCS,SST
17	70108-HCS	SCREW,1/4-20x.75,HHCS,SST
18	70110-HCS	SCREW,1/4-20x1.00,HHCS,SST
19	70111-HCS	SCREW,1/4-20x1.25,HHCS,SST
20	70108-HFS	SCREW,1/4-28x.75,HHCS,SST
22	71511-FS	WASHER,1/4,FLAT,SST
23	05030067	WASHER,3/8,FLAT,7/8-OD,.050THK,SST




**PICTORIAL PARTS CATALOG**

DESCRIPTION:  
**STAND ALONE DRYER-SWINGAIR**

DWG. NO. <b>09040133</b>	REV <b>10</b>	SHEET <b>4 OF 5</b>
-----------------------------	------------------	------------------------



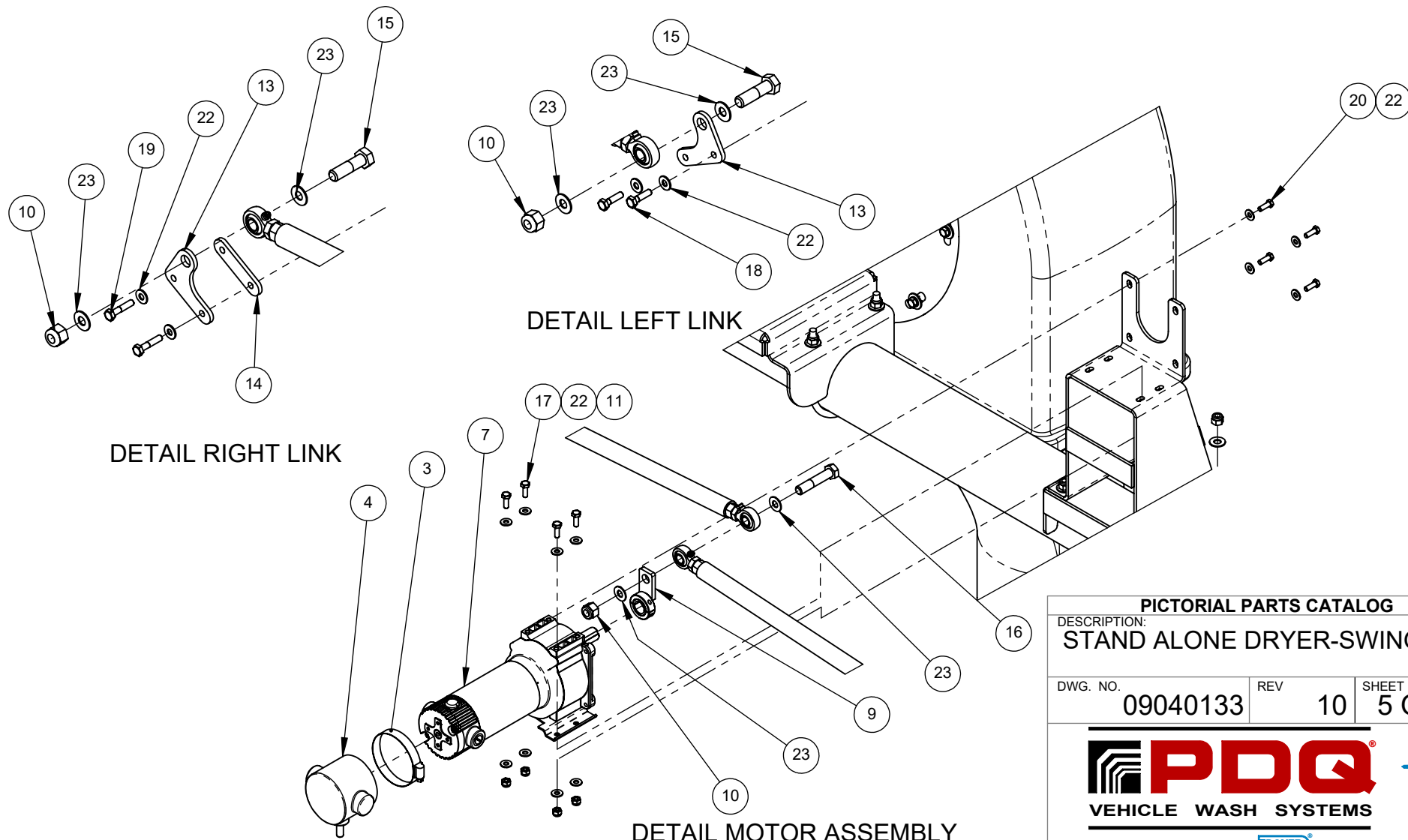
**VEHICLE WASH SYSTEMS**

PART OF OPW  COMPANY

**CONFIDENTIAL**

ITEM	PART #	DESCRIPTION
1	05040184	BOLT,3/8-16x6.5x4.61W,U-BOLT,SST
2	06141196	BRACKET,OSC-MOTOR,SST,STAND-ALONE
3	05050063	CLAMP,HOSE,#52,2.75-3.75,SST
4	06160292	COVER,BISON-GEARMOTORS,BLACK,VINYL
7	04120060	GEAR-MOTOR,1/8HP,22RPM,24VDC
8	11170122	LINKAGE,DRYER-OSCILLATION,26.6,STAND-ALN
9	06180067	MOUNT,PIVOT,DRYER-OSCILLATION,SST
10	71015-NCS	NUT,1/2-13,HEX,LOCK,SST
11	71011-NCS	NUT,1/4-20,HEX,LOCK,SST
12	71013-NCS	NUT,3/8-16,HEX,LOCK,SST

ITEM	PART #	DESCRIPTION
13	06240578	PLATE,MOUNT,LINK-ARM,SWINGAIR,AL
14	06240583	PLATE,SPACER,LINK-ARM,SWINGAIR,AL
15	70258-HCS	SCREW,1/2-13x1.75,HHCS,SST
16	70261-HCS	SCREW,1/2-13x2.50,HHCS,SST
17	70108-HCS	SCREW,1/4-20x.75,HHCS,SST
18	70110-HCS	SCREW,1/4-20x1.00,HHCS,SST
19	70111-HCS	SCREW,1/4-20x1.25,HHCS,SST
20	70108-HFS	SCREW,1/4-28x.75,HHCS,SST
22	71511-FS	WASHER,1/4,FLAT,SST
23	05030067	WASHER,3/8,FLAT,7/8-OD,.050THK,SST



**PICTORIAL PARTS CATALOG**  
 DESCRIPTION:  
**STAND ALONE DRYER-SWINGAIR**

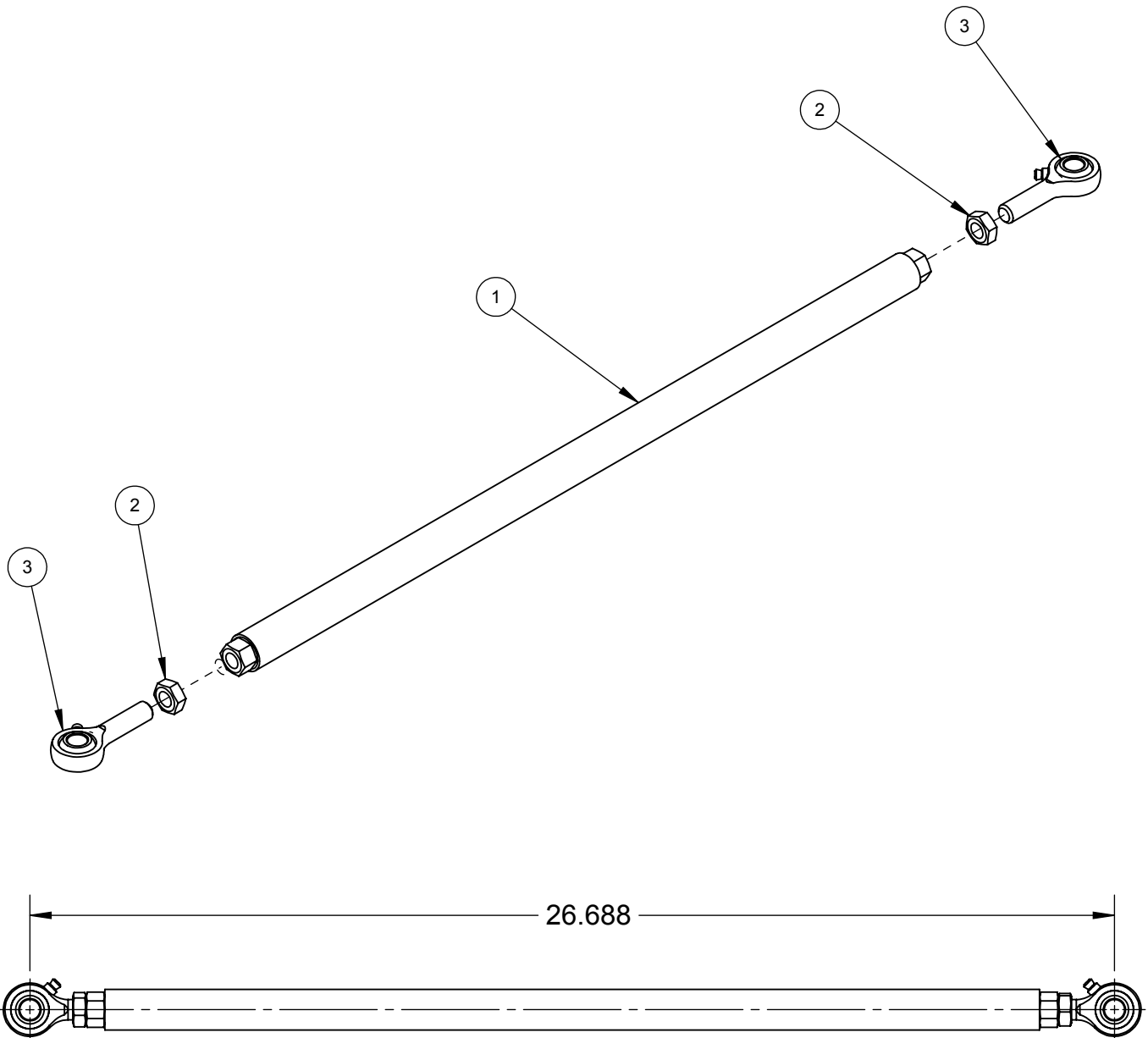
DWG. NO.	REV	SHEET
09040133	10	5 OF 5

**PDQ**  
 VEHICLE WASH SYSTEMS

PART OF OPW **ADOVER** COMPANY

THIS DRAWING AND THE INFORMATION THEREIN IS THE SOLE PROPERTY OF PDQ MANUFACTURING, INC. AND CANNOT BE COPIED OR DISCLOSED WITHOUT THE WRITTEN CONSENT OF PDQ MANUFACTURING, INC.

ITEM	PART #	DESCRIPTION
1	06190159	ARM, DRYER-OSCILLATION, STAND-ALONE
2	71015-JFS	NUT, 1/2-20, HEX, JAM, SST
3	05120046	ROD-END, .50, 1/2-20UNC, MALE, ZINC-PLTD, GRS



PICTORIAL PARTS CATALOG		
DESCRIPTION: OSCILLATION LINK STAND ALONE DRYER		
DWG. NO. 11170122	REV 00	SHEET 1 OF 1
		
VEHICLE WASH SYSTEMS		
PART OF OPW		DOVER COMPANY

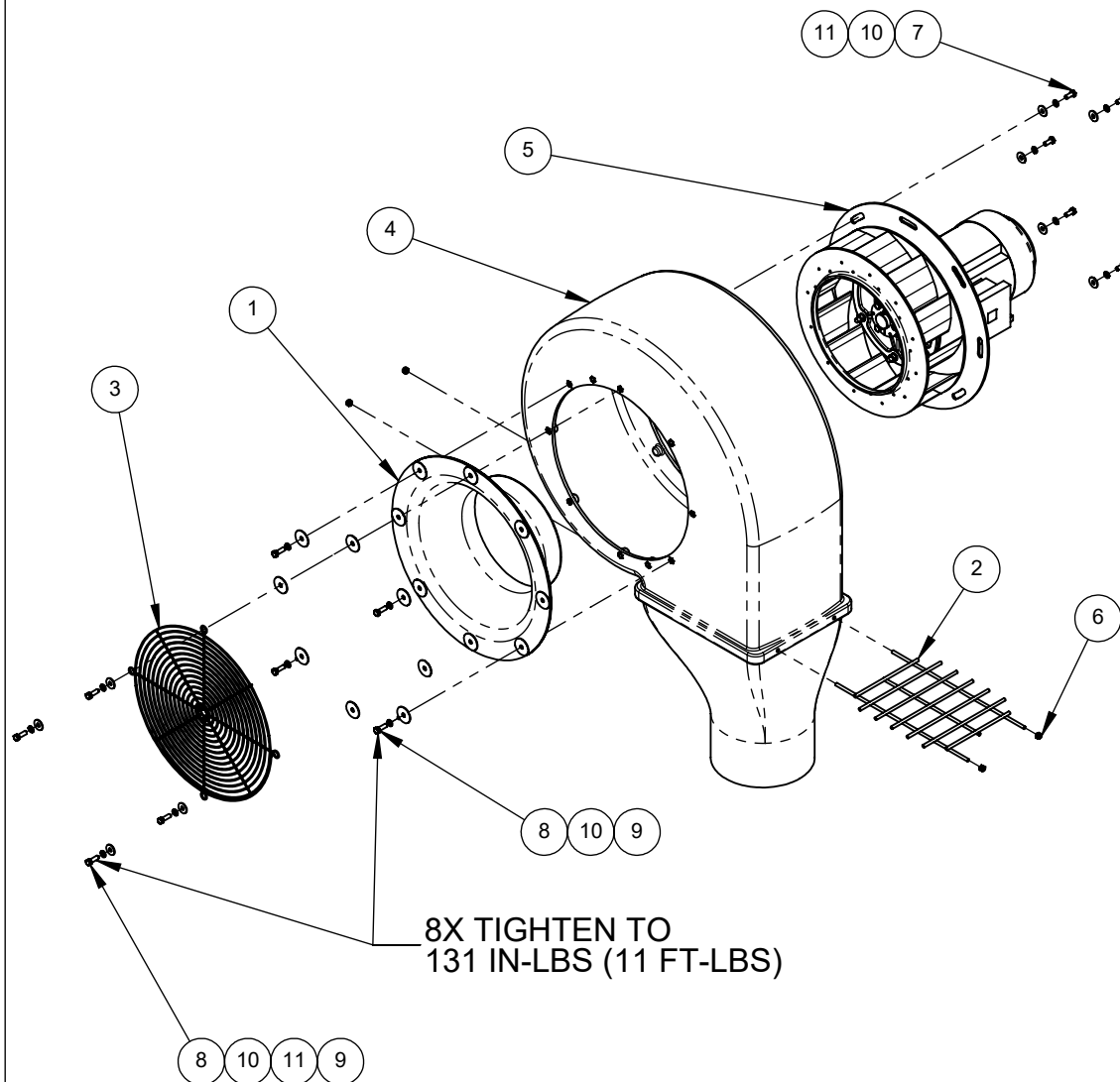
PRODUCER PART NO.	VOLTAGE	IMPELLER ROTATION	MOTOR-IMPELLER PART NO.
11100174	208-230V,60HZ	CW	11100160
11100175	208-230V,60HZ	CCW	11100161
11100176	575V,60HZ	CW	11100169
11100177	575V,60HZ	CCW	11100170
11100178	400V,50HZ	CW	11100171
11100179	400V,50HZ	CCW	11100172
11100271	400-460V,60HZ	CW	11100269
11100272	400-460V,60HZ	CCW	11100270
11100311	220V,50HZ	CW	11100315
11100312	220V,50HZ	CCW	11100316

**NOTE:**

1. ATTACH INLET CONE 11100327 TO HOUSING. MAKE SURE INLET CONE IS CENTERED INSIDE THE IMPELLER. SPIN IMPELLER TO VERIFY THAT THE INLET CONE IS NOT RUBBING AGAINST THE WHEEL.
2. MOTOR -IMPELLER ASSEMBLY MUST BE REPLACED AS A UNIT AND BE FACTORY BALANCED WHEN ASSEMBLED.

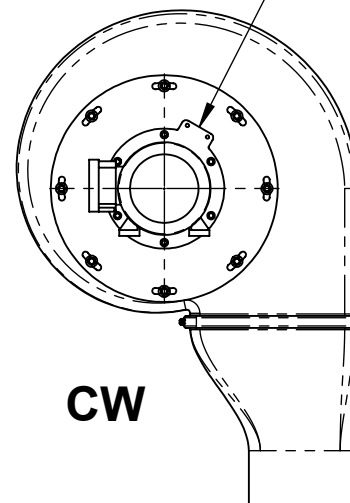
<b>PICTORIAL PARTS CATALOG</b>		
DESCRIPTION: STAND ALONE DRYER OSCILLATING INNER PRODUCER ASSEMBLY		
DWG. NO. 11100174	REV 10	SHEET 1 OF 2
 		
<b>VEHICLE WASH SYSTEMS</b> <small>PART OF OPW    A DOVER COMPANY</small>		

ITEM	PART #	DESCRIPTION
1	11100327	DRYER,INLET-CONE,W/GASKET
2	06160195	GUARD,DISCHARGE-SCREEN,DRYER,SST
3	06160237	GUARD,INLET-SCREEN,DRYER,WIRE,SST
4	06050065	HOUSING,BLOWER,SA,MAX-AIR,DARK-BLUE
5	SEE TABLE	MOTOR-IMPELLER
6	71011-NCS	NUT,1/4-20,HEX,LOCK,SST
7	70143-HCS	SCREW,5/16-18x.75,HHCS,SST
8	70145-HCS	SCREW,5/16-18x1.00,HHCS,SST
9	05030075	WASHER,5/16,FENDER,1.50OD,.062THK,SST
10	71512-LS	WASHER,5/16,LOCK,SST
11	05030018	WASHER,M8,FENDER,SST

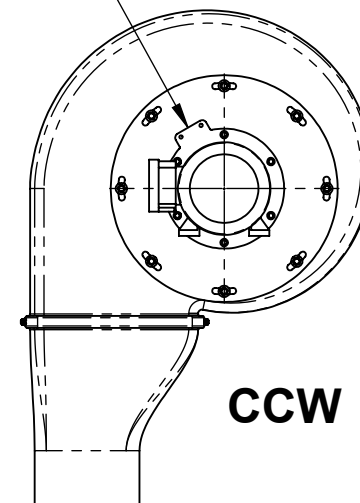


POSITION OF LINK MNT

POSITION OF LINK MNT



CW



CCW

NOTE:

1. ATTACH INLET CONE 11100327 TO HOUSING. MAKE SURE INLET CONE IS CENTERED INSIDE THE IMPELLER. SPIN IMPELLER TO VERIFY THAT THE INLET CONE IS NOT RUBBING AGAINST THE WHEEL.
2. MOTOR -IMPELLER ASSEMBLY MUST BE REPLACED AS A UNIT AND BE FACTORY BALANCED WHEN ASSEMBLED.


**PICTORIAL PARTS CATALOG**

DESCRIPTION:  
**STAND ALONE DRYER OSCILLATING  
 INNER PRODUCER ASSEMBLY**

DWG. NO.	REV	SHEET
11100174	10	2 OF 2






**VEHICLE WASH SYSTEMS**

PART OF OPW 

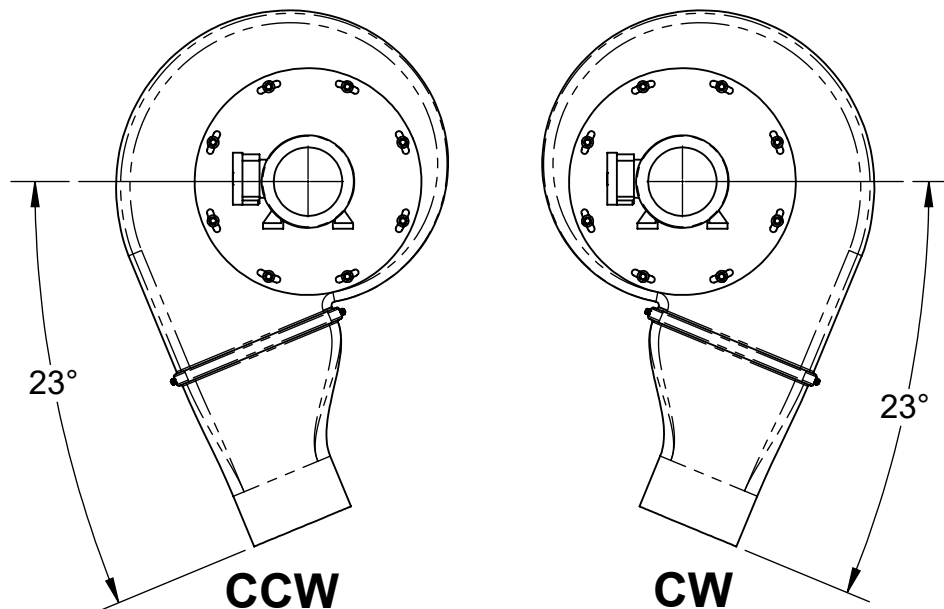
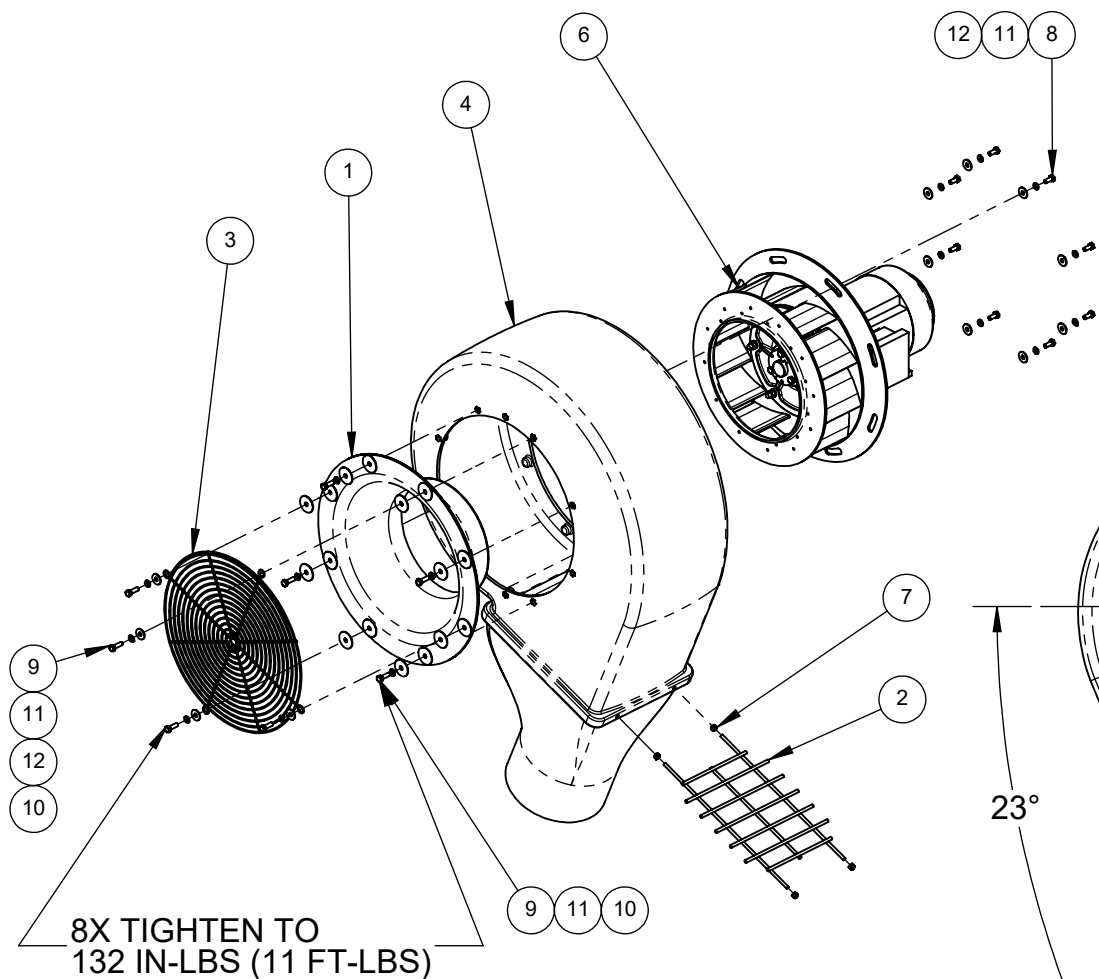
PRODUCER PART NO.	VOLTAGE	IMPELLER ROTATION	MOTOR-IMPELLER PART NO.
11100188	208-230V,60HZ	CW	11100181
11100189	208-230V,60HZ	CCW	11100182
11100190	575V,60HZ	CW	11100183
11100191	575V,60HZ	CCW	11100184
11100192	380V,50HZ	CW	11100185
11100193	380V,50HZ	CCW	11100186
11100267	380/460V,60HZ	CW	11100265
11100268	380/460V,60HZ	CCW	11100266
11100313	220V,50HZ	CW	11100309
11100314	220V,50HZ	CCW	11100310

**NOTE:**

1. ATTACH INLET CONE 11100327 TO HOUSING. MAKE SURE INLET CONE IS CENTERED INSIDE THE IMPELLER. SPIN IMPELLER TO VERIFY THAT THE INLET CONE IS NOT RUBBING AGAINST THE WHEEL.
2. MOTOR -IMPELLER ASSEMBLY MUST BE REPLACED AS A UNIT AND BE FACTORY BALANCED WHEN ASSEMBLED.

<b>PICTORIAL PARTS CATALOG</b>		
DESCRIPTION: <b>STAND ALONE DRYER-SWINGAIR OUTER PRODUCERS</b>		
DWG. NO. <b>11100188</b>	REV <b>05</b>	SHEET <b>1 OF 2</b>
 		
<b>VEHICLE WASH SYSTEMS</b> <small>PART OF OPW  COMPANY</small>		


ITEM	PART #	DESCRIPTION
1	11100327	DRYER, INLET-CONE, W/GASKET
2	06160195	GUARD, DISCHARGE-SCREEN, DRYER, SST
3	06160237	GUARD, INLET-SCREEN, DRYER, WIRE, SST
4	06050065	HOUSING, BLOWER, SA, MAX-AIR, DARK-BLUE
5	02240027	LABEL, 1x1, DANGER-HIGH-VOLTAGE
6	SEE TABLE	DRYER, MTR-IMP, 208/230V, 60HZ, CW, ANGL, HRZ
7	71011-NCS	NUT, 1/4-20, HEX, LOCK, SST
8	70143-HCS	SCREW, 5/16-18x.75, HHCS, SST
9	70145-HCS	SCREW, 5/16-18x1.00, HHCS, SST
10	05030075	WASHER, 5/16, FENDER, 1.50OD, .062THK, SST
11	71512-LS	WASHER, 5/16, LOCK, SST
12	05030018	WASHER, M8, FENDER, SST



**COUNTER CLOCKWISE (CCW)  
ASSEMBLY SHOWN**

**NOTE:**

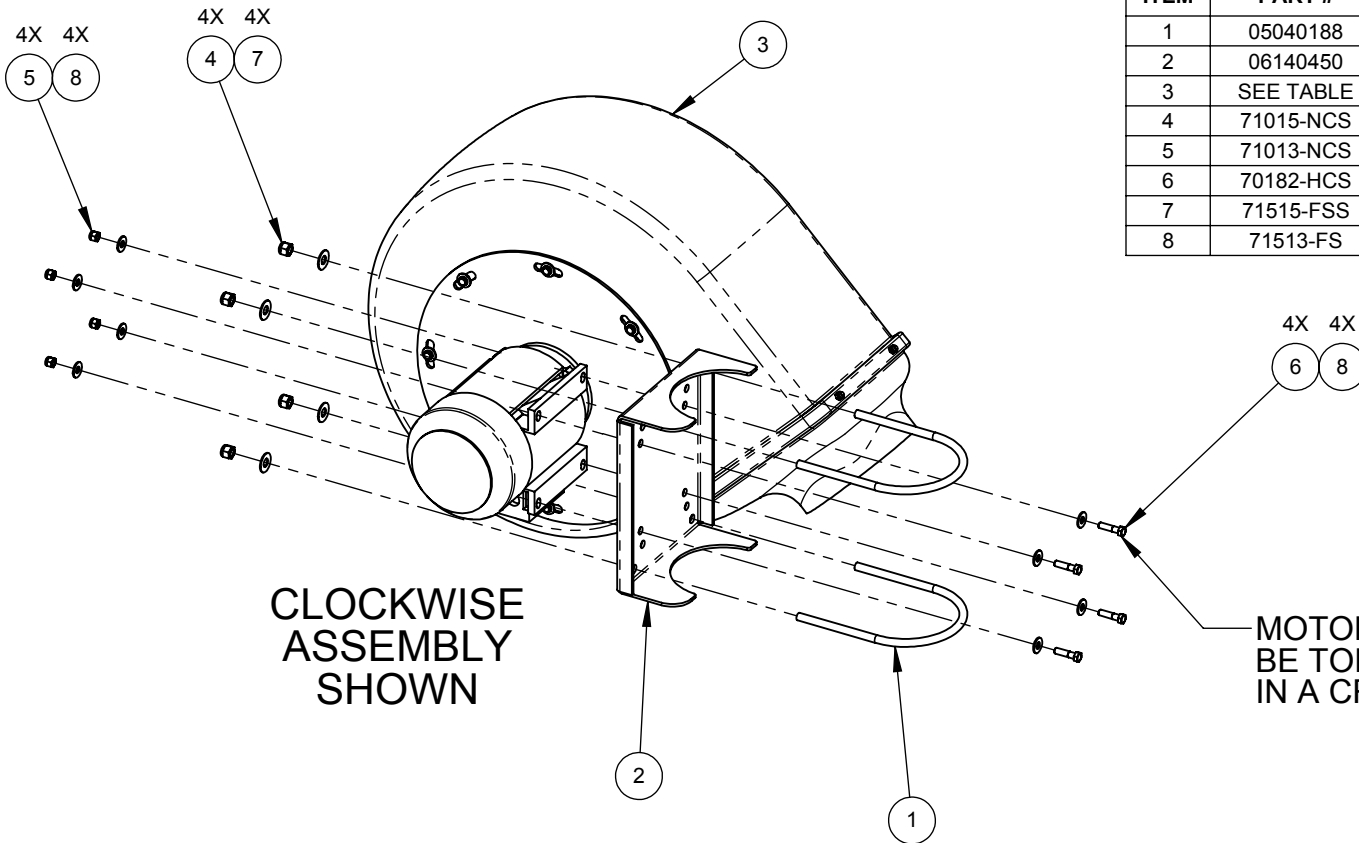
1. ATTACH INLET CONE 11100327 TO HOUSING. MAKE SURE INLET CONE IS CENTERED INSIDE THE IMPELLER. SPIN IMPELLER TO VERIFY THAT THE INLET CONE IS NOT RUBBING AGAINST THE WHEEL.
2. MOTOR -IMPELLER ASSEMBLY MUST BE REPLACED AS A UNIT AND BE FACTORY BALANCED WHEN ASSEMBLED.

PICTORIAL PARTS CATALOG		
DESCRIPTION: STAND ALONE DRYER-SWINGAIR OUTER PRODUCERS		
DWG. NO. 11100188	REV 05	SHEET 2 OF 2
 <b>VEHICLE WASH SYSTEMS</b>		
<small>PART OF OPW</small> 		

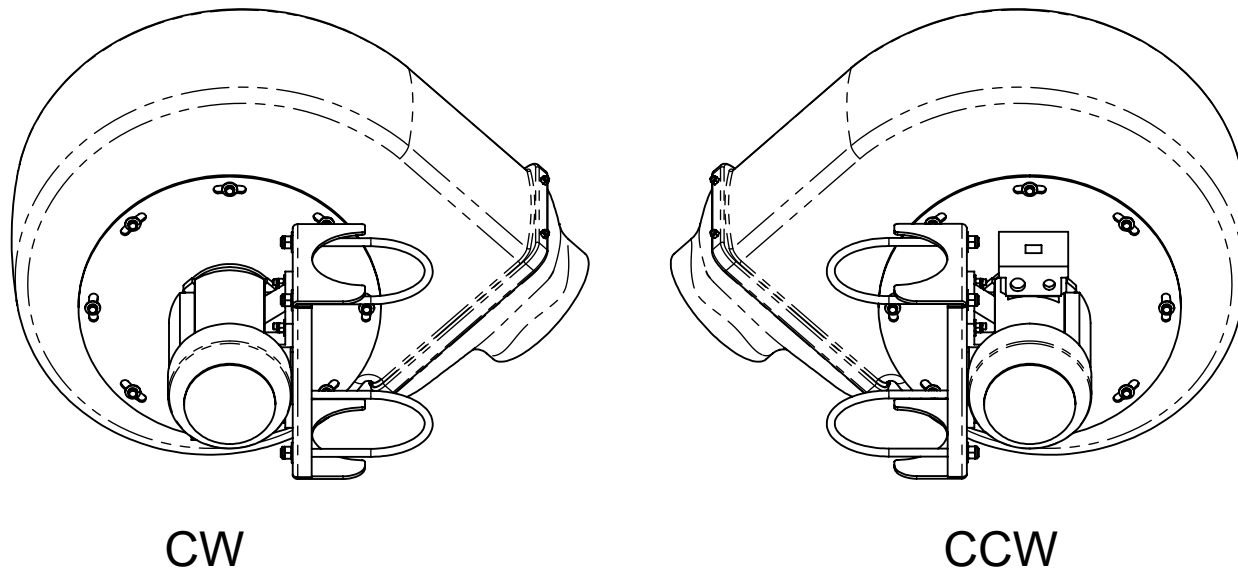


MODEL #	DRYER SUPPLY VOLTAGE	CW PRODUCER	CCW PRODUCER
09040027	208/230V - 60HZ	11100143	11100144
09040028	575V - 60HZ	11100145	11100146
09040045	380V - 50HZ	11100147	11100148
09040178	380/460V - 60HZ	11100263	11100264
09040215	220V - 50HZ	11100317	11100318

PICTORIAL PARTS CATALOG		
DESCRIPTION: <b>STAND ALONE DRYER SIDE PRODUCERS</b>		
DWG. NO. <b>09040027</b>	REV <b>07</b>	SHEET <b>1 OF 2</b>
 <b>VEHICLE WASH SYSTEMS</b>		
<small>PART OF OPW</small> 		



ITEM	PART #	DESCRIPTION
1	05040188	BOLT,1/2-13x9.00x6.75W,U-BOLT,SST
2	06140450	BRACKET,SIDE-PRODUCER-MOUNTING,MA
3	SEE TABLE	DRYER PRODUCER
4	71015-NCS	NUT,1/2-13,HEX,LOCK,SST
5	71013-NCS	NUT,3/8-16,HEX,LOCK,SST
6	70182-HCS	SCREW,3/8-16x1.50,HHCS,SST
7	71515-FSS	WASHER,1/2,FLAT,SST
8	71513-FS	WASHER,3/8,FLAT,1-OD,.083THK,SST



<b>PICTORIAL PARTS CATALOG</b>		
DESCRIPTION: <b>STAND ALONE DRYER SIDE PRODUCERS</b>		
DWG. NO. <b>09040027</b>	REV <b>07</b>	SHEET <b>2 OF 2</b>
		
VEHICLE WASH SYSTEMS		<small>PART OF OPW</small> 

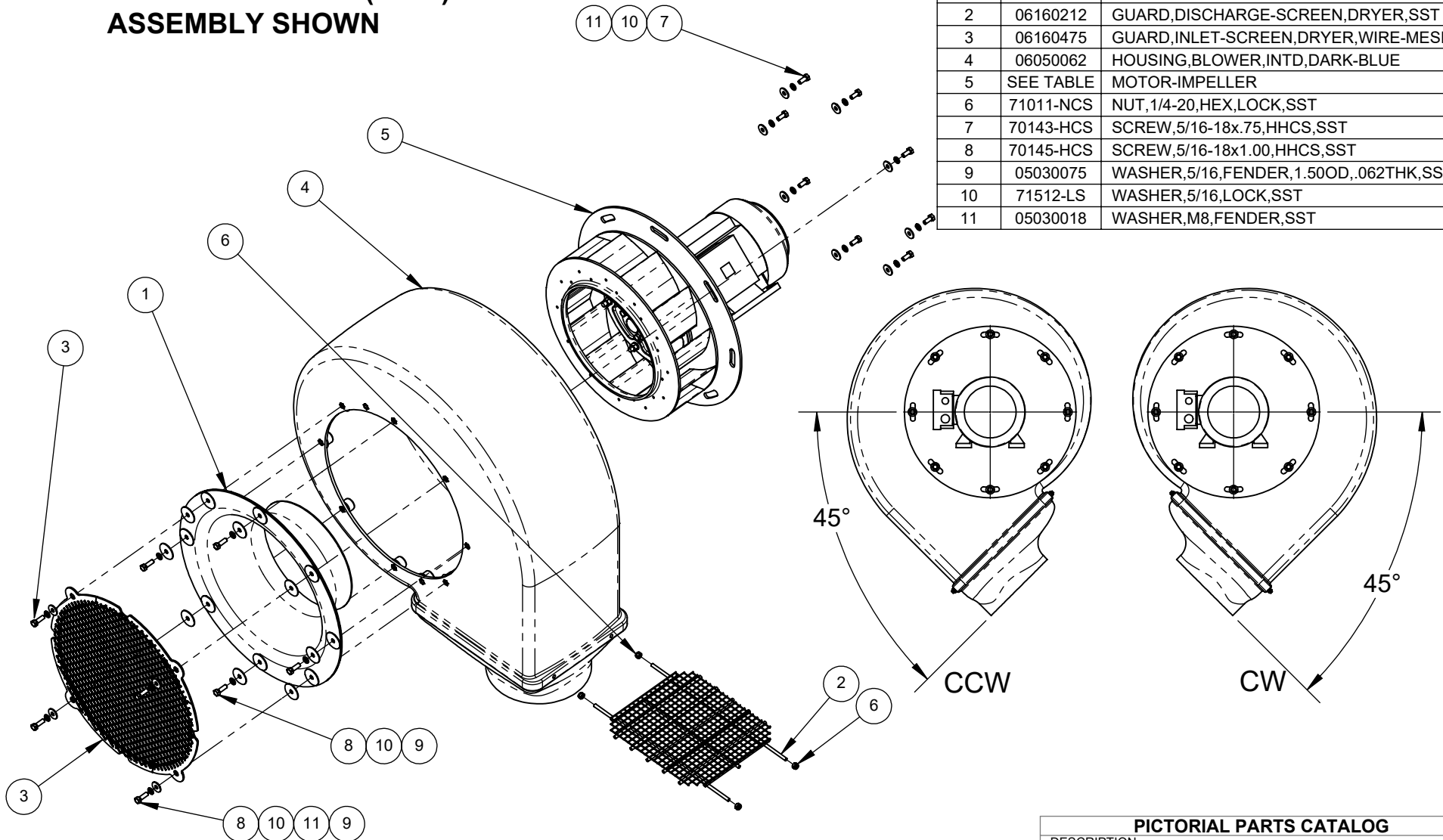
PRODUCER PART NO.	VOLTAGE	IMPELLER ROTATION	MOTOR-IMPELLER PART NO.
11100143	208-230V,60HZ	CW	11100072
11100144	208-230V,60HZ	CCW	11100073
11100145	575V,60HZ	CW	11100076
11100146	575V,60HZ	CCW	11100077
11100147	380V,50HZ	CW	11100093
11100148	380V,50HZ	CCW	11100099
11100263	380/460V,60HZ	CW	11100257
11100264	380/460V,60HZ	CCW	11100258
11100317	220V, 50HZ	CW	11100304
11100318	220V, 50HZ	CCW	11100305

**NOTE:**

1. ATTACH INLET CONE 11100327 TO HOUSING. MAKE SURE INLET CONE IS CENTERED INSIDE THE IMPELLER. SPIN IMPELLER TO VERIFY THAT THE INLET CONE IS NOT RUBBING AGAINST THE WHEEL.
2. MOTOR -IMPELLER ASSEMBLY MUST BE REPLACED AS A UNIT AND BE FACTORY BALANCED WHEN ASSEMBLED.

<b>PICTORIAL PARTS CATALOG</b>		
DESCRIPTION: <b>STAND-ALONE DRYER SIDE PRODUCER DARK BLUE HOUSING</b>		
DWG. NO. <b>11100088</b>	REV <b>08</b>	SHEET <b>1 OF 2</b>
 <b>VEHICLE WASH SYSTEMS</b>		
<small>PART OF OPW</small> 		

**COUNTER CLOCKWISE (CCW)  
ASSEMBLY SHOWN**



ITEM	PART #	DESCRIPTION
1	11100327	DRYER, INLET-CONE, W/GASKET
2	06160212	GUARD, DISCHARGE-SCREEN, DRYER, SST
3	06160475	GUARD, INLET-SCREEN, DRYER, WIRE-MESH
4	06050062	HOUSING, BLOWER, INTD, DARK-BLUE
5	SEE TABLE	MOTOR-IMPELLER
6	71011-NCS	NUT, 1/4-20, HEX, LOCK, SST
7	70143-HCS	SCREW, 5/16-18x.75, HHCS, SST
8	70145-HCS	SCREW, 5/16-18x1.00, HHCS, SST
9	05030075	WASHER, 5/16, FENDER, 1.50OD, .062THK, SST
10	71512-LS	WASHER, 5/16, LOCK, SST
11	05030018	WASHER, M8, FENDER, SST

**NOTE:**

1. ATTACH INLET CONE 11100327 TO HOUSING. MAKE SURE INLET CONE IS CENTERED INSIDE THE IMPELLER. SPIN IMPELLER TO VERIFY THAT THE INLET CONE IS NOT RUBBING AGAINST THE WHEEL.
2. MOTOR -IMPELLER ASSEMBLY MUST BE REPLACED AS A UNIT AND BE FACTORY BALANCED WHEN ASSEMBLED.

**PICTORIAL PARTS CATALOG**

DESCRIPTION:  
**STAND-ALONE DRYER SIDE  
PRODUCER DARK BLUE HOUSING**

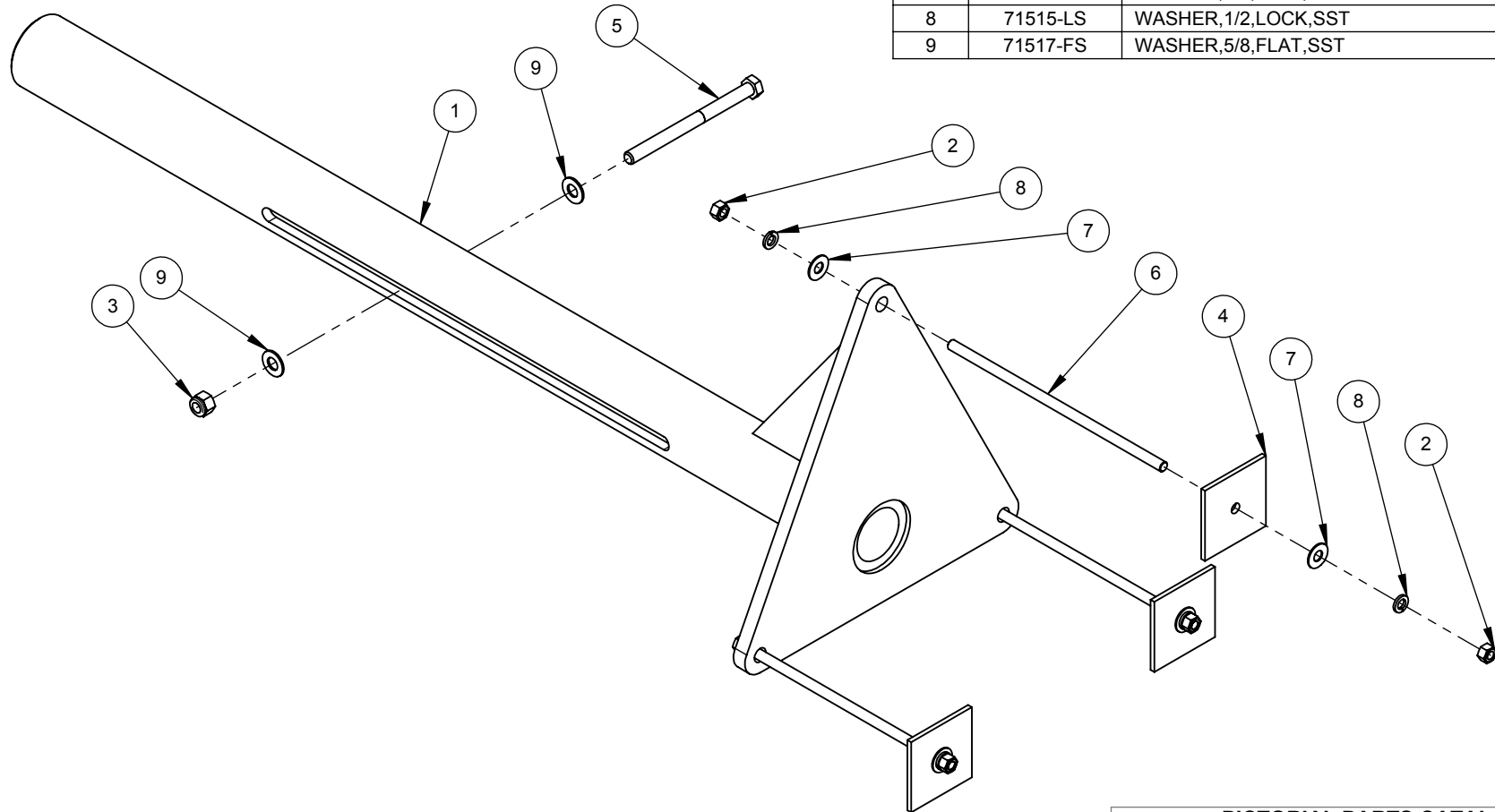
DWG. NO.	REV	SHEET
11100088	08	2 OF 2






**VEHICLE WASH SYSTEMS**

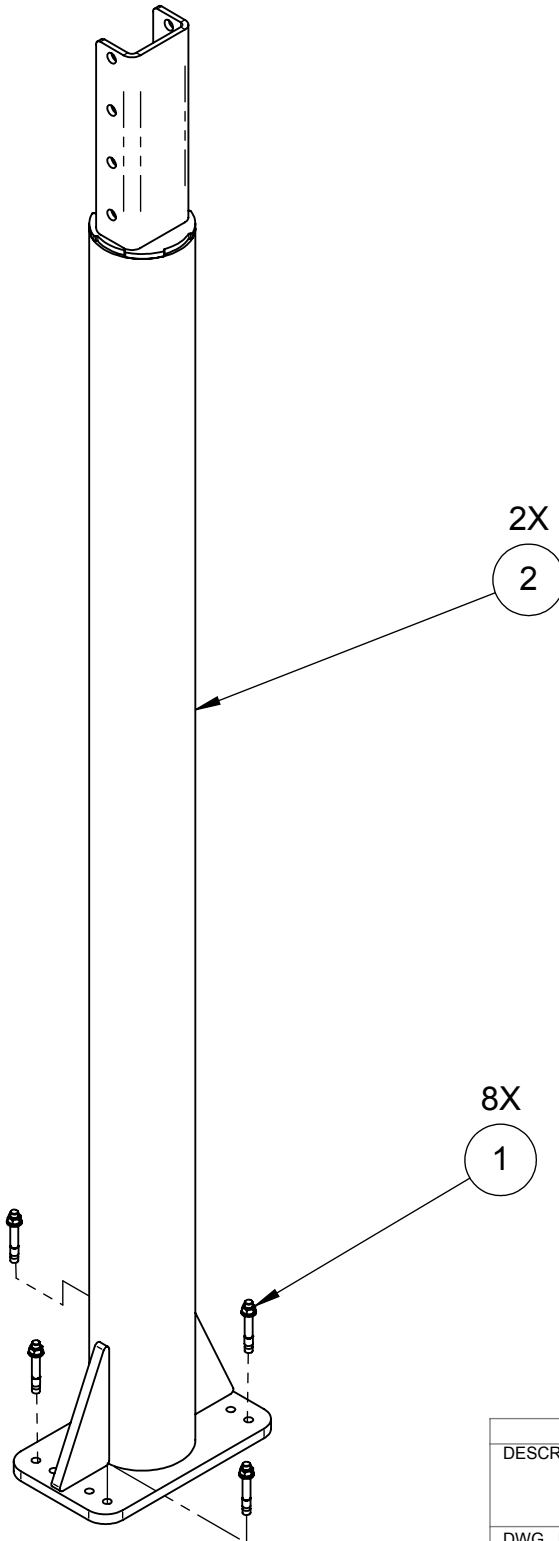
PART OF OPW  COMPANY



ITEM	PART #	DESCRIPTION
1	06250038	FRAME,WALL-MOUNT-DRYER,SA,MA
2	71015-HCS	NUT,1/2-13,HEX,SST
3	71017-NCS	NUT,5/8-11,HEX,LOCK,SST
4	M330033	PLATE,BACKING,..25x4.00x4.00,CS,1/2-RODS
5	05040186	SCREW,5/8-11x8,HHCS,SST
6	M390020-S	THREADED-ROD,1/2-13x14.00,SST
7	71515-FSS	WASHER,1/2,FLAT,SST
8	71515-LS	WASHER,1/2,LOCK,SST
9	71517-FS	WASHER,5/8,FLAT,SST



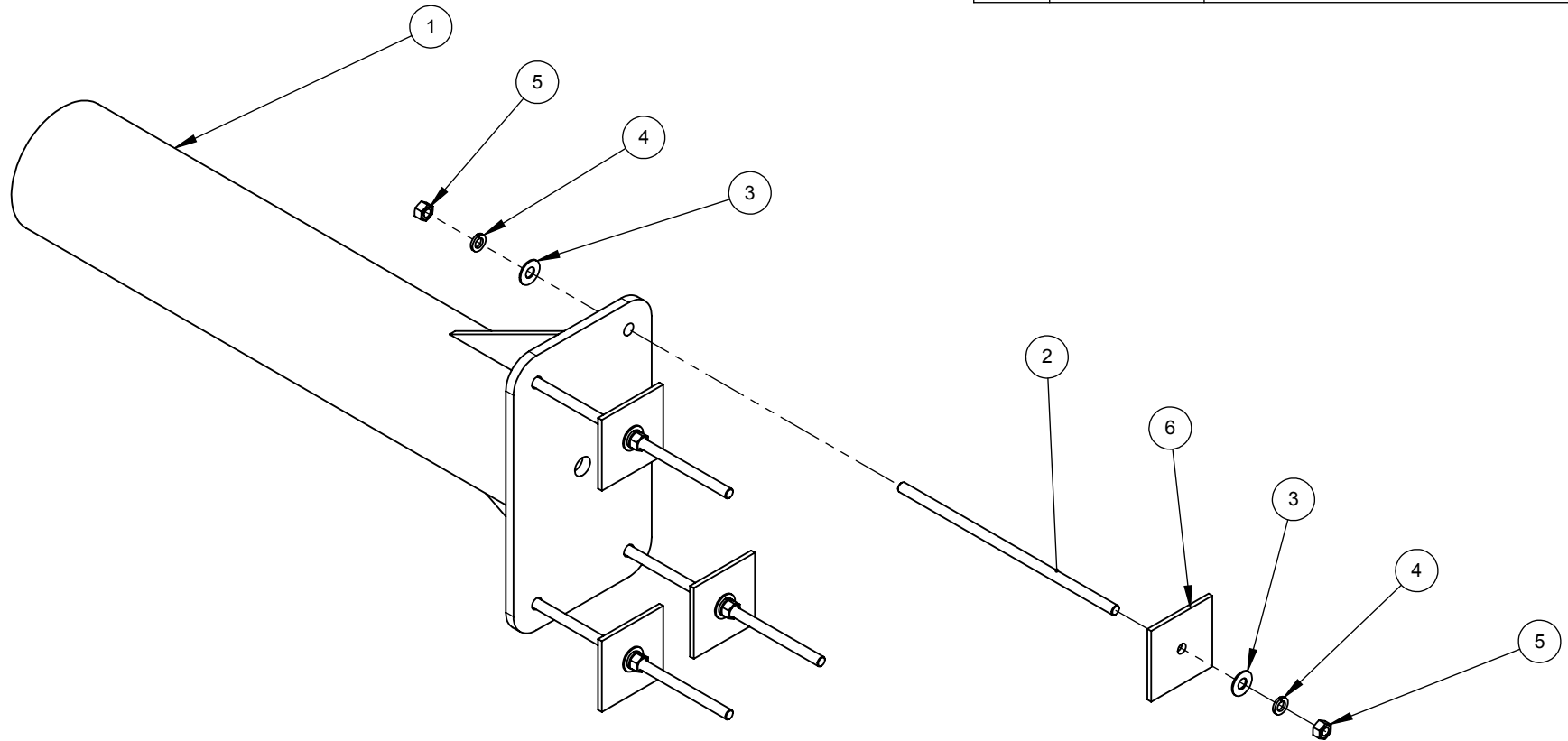
<b>PICTORIAL PARTS CATALOG</b>		
DESCRIPTION: <b>STAND-ALONE DRYER WALL MOUNT</b>		
DWG. NO.	REV	SHEET
09040032	01	1 OF 1
 		
<b>VEHICLE WASH SYSTEMS</b> <small>PART OF OPW  COMPANY</small>		




ITEM	PART #	DESCRIPTION
1	05090001	ANCHOR,STUD,1/2-13UNCx3-3/4",SST
2	06250137	FRAME,LEG,DRYER,SA,MA



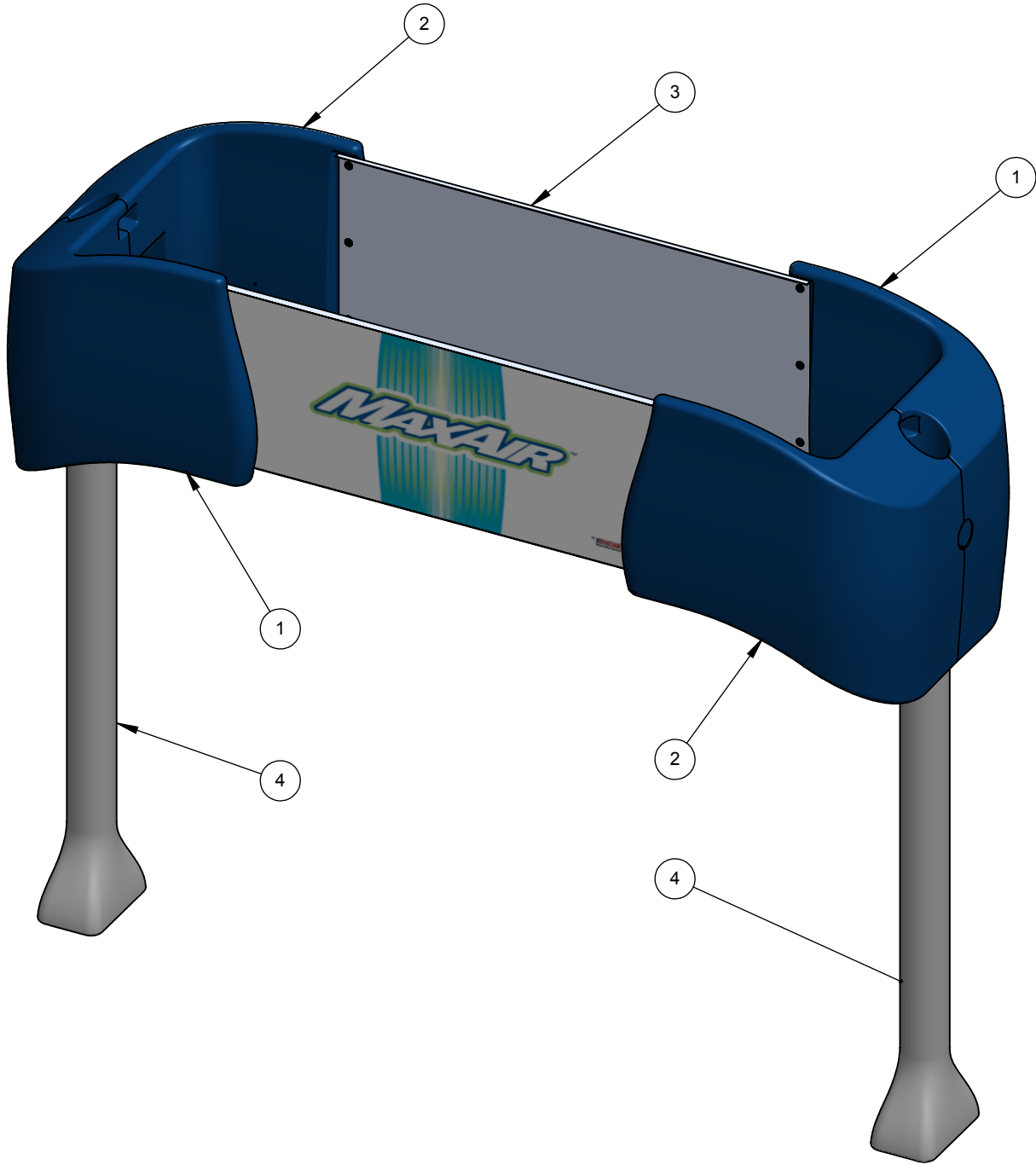
<b>PICTORIAL PARTS CATALOG</b>		
DESCRIPTION: <b>STAND-ALONE DRYER LEG ASSEMBLY</b>		
DWG. NO. <b>09040024</b>	REV <b>03</b>	SHEET <b>1 OF 1</b>
 <b>VEHICLE WASH SYSTEMS</b>		
<small>PART OF OPW</small>		<small>A DOVER COMPANY</small>

ITEM	PART #	DESCRIPTION
1	06250036	FRAME,WALL-MOUNT.MA,SIDE-PRODUCER
2	M390020-S	THREADED-ROD,1/2-13x14.00,SST
3	71515-FSS	WASHER,1/2,FLAT,SST
4	71515-LS	WASHER,1/2,LOCK,SST
5	71015-HCS	NUT,1/2-13,HEX,SST
6	M330033-S	PLATE,BACKING,.25x4.00x4.00,SST,1/2-RODS



<b>PICTORIAL PARTS CATALOG</b>		
DESCRIPTION: <b>SIDE PRODUCER WALL MOUNT</b>		
DWG. NO.	REV	SHEET
09040033	00	1 OF 1
 		
<b>VEHICLE WASH SYSTEMS</b> <small>PART OF OPW  COMPANY</small>		

ITEM	PART #	DESCRIPTION
1	06160182	COVER,END,LH,STAND-ALONE,MA,GRAY
2	06160183	COVER,END,RH,STAND-ALONE,MA,GRAY
3	11260018	COVER,IMAGE-PACKAGE-PANEL,MAX-AIR
4	06160184	COVER,LEG,PLASTIC,MAX-AIR,STAND-ALONE



PICTORIAL PARTS CATALOG		
DESCRIPTION: IMAGE PACKAGE LEG MOUNTED STAND ALONE DRYER		
DWG. NO.	REV	SHEET
09040126	00	1 OF 1

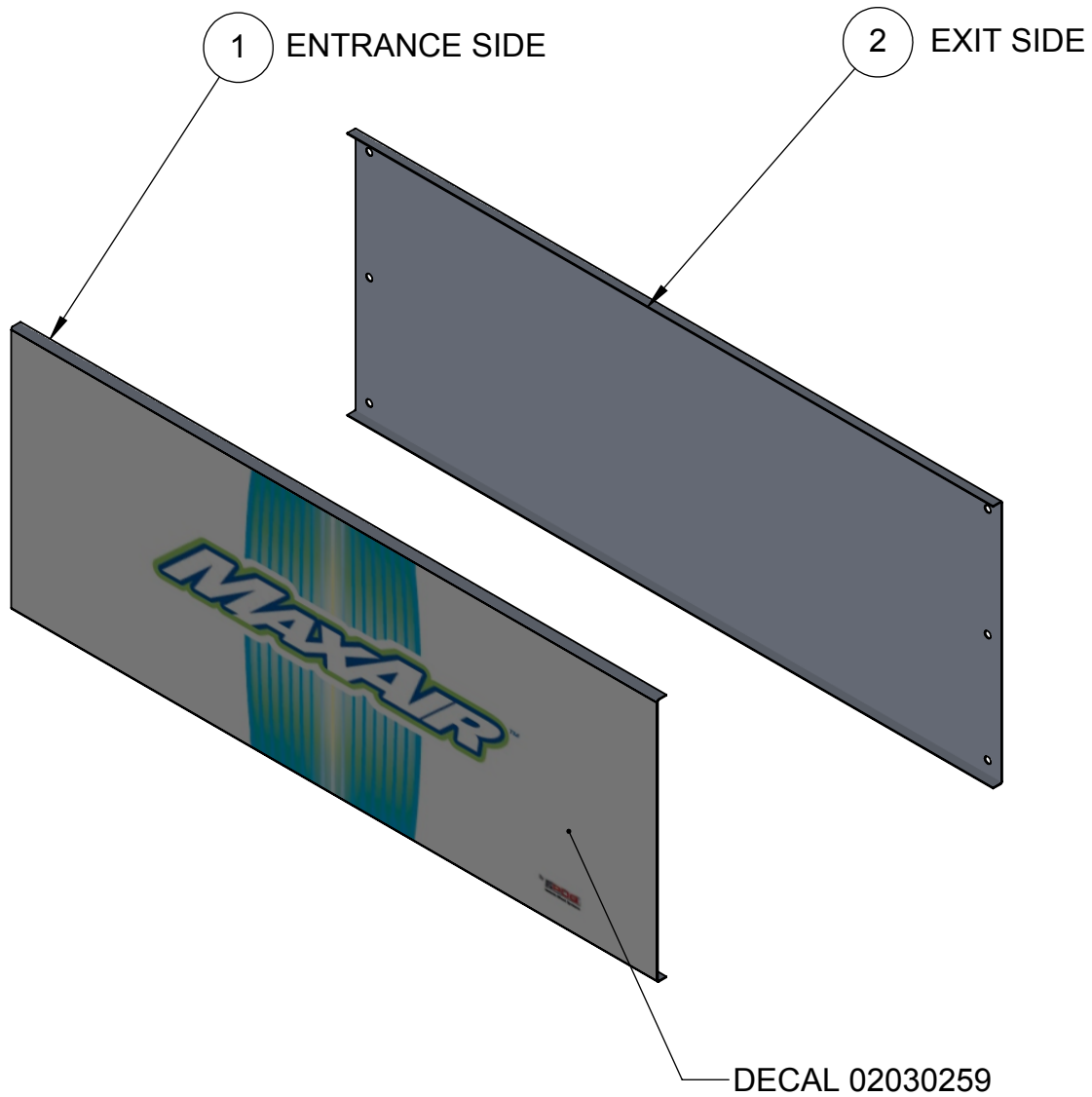



VEHICLE WASH SYSTEMS

PART OF OPW 

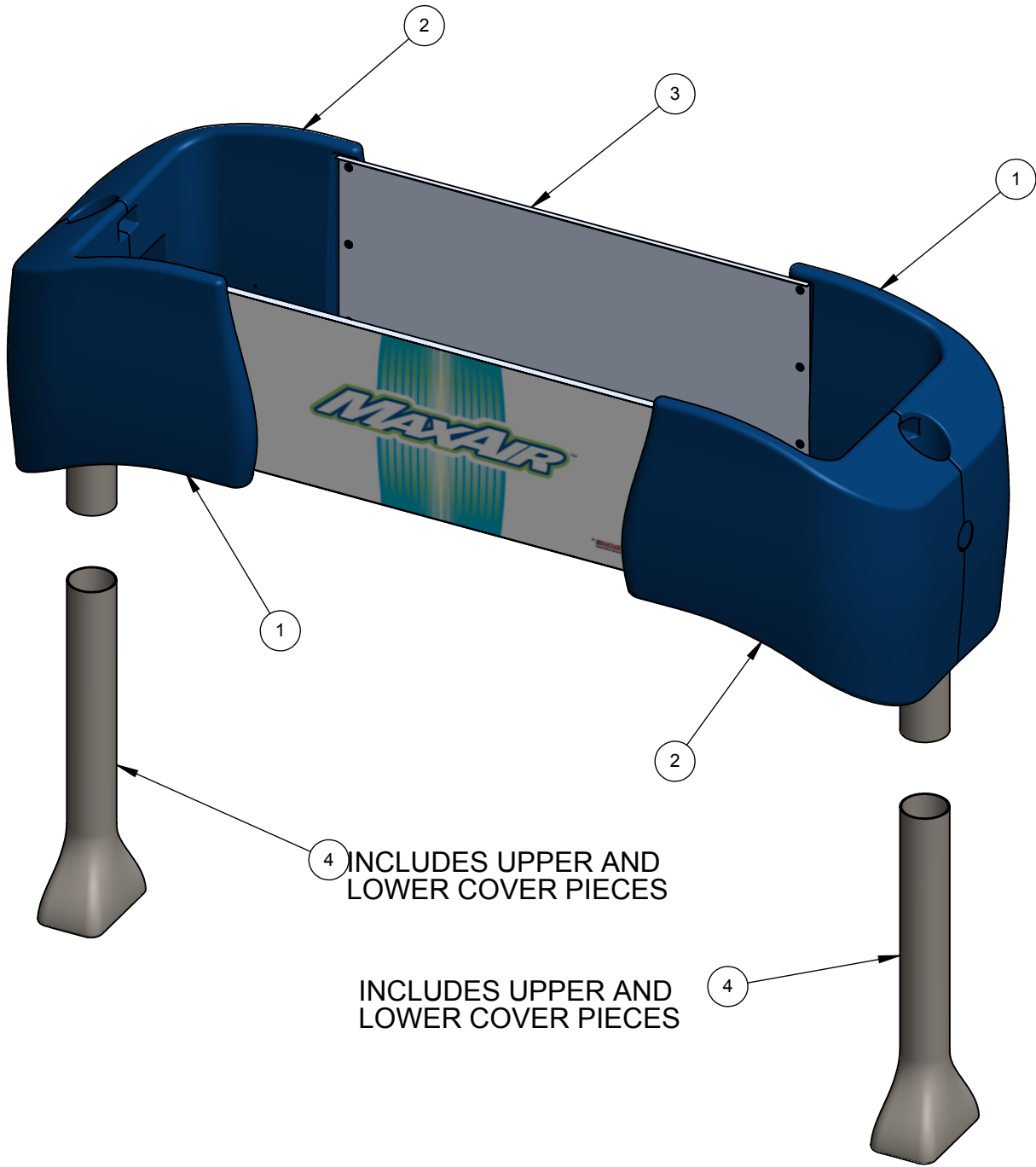


ITEM	PART #	DESCRIPTION
1	11260021	COVER,IMAGE-PACKAGE-PANEL,SGL,DECAL,MA
2	06160178	COVER,ORBITAL-MITTER/DRYER,CENTER,AL



PICTORIAL PARTS CATALOG		
DESCRIPTION: STAND ALONE DRYER CENTER COVER		
DWG. NO. 11260018	REV 02	SHEET 1 OF 1
		
VEHICLE WASH SYSTEMS		
PART OF OPW		

ITEM	PART #	DESCRIPTION
1	06160182	COVER,END,LH,STAND-ALONE,MA,GRAY
2	06160183	COVER,END,RH,STAND-ALONE,MA,GRAY
3	11260018	COVER,IMAGE-PACKAGE-PANEL,MAX-AIR
4	06160206	COVER,LEG,PLASTIC,SIDE-PRODUCER,MA



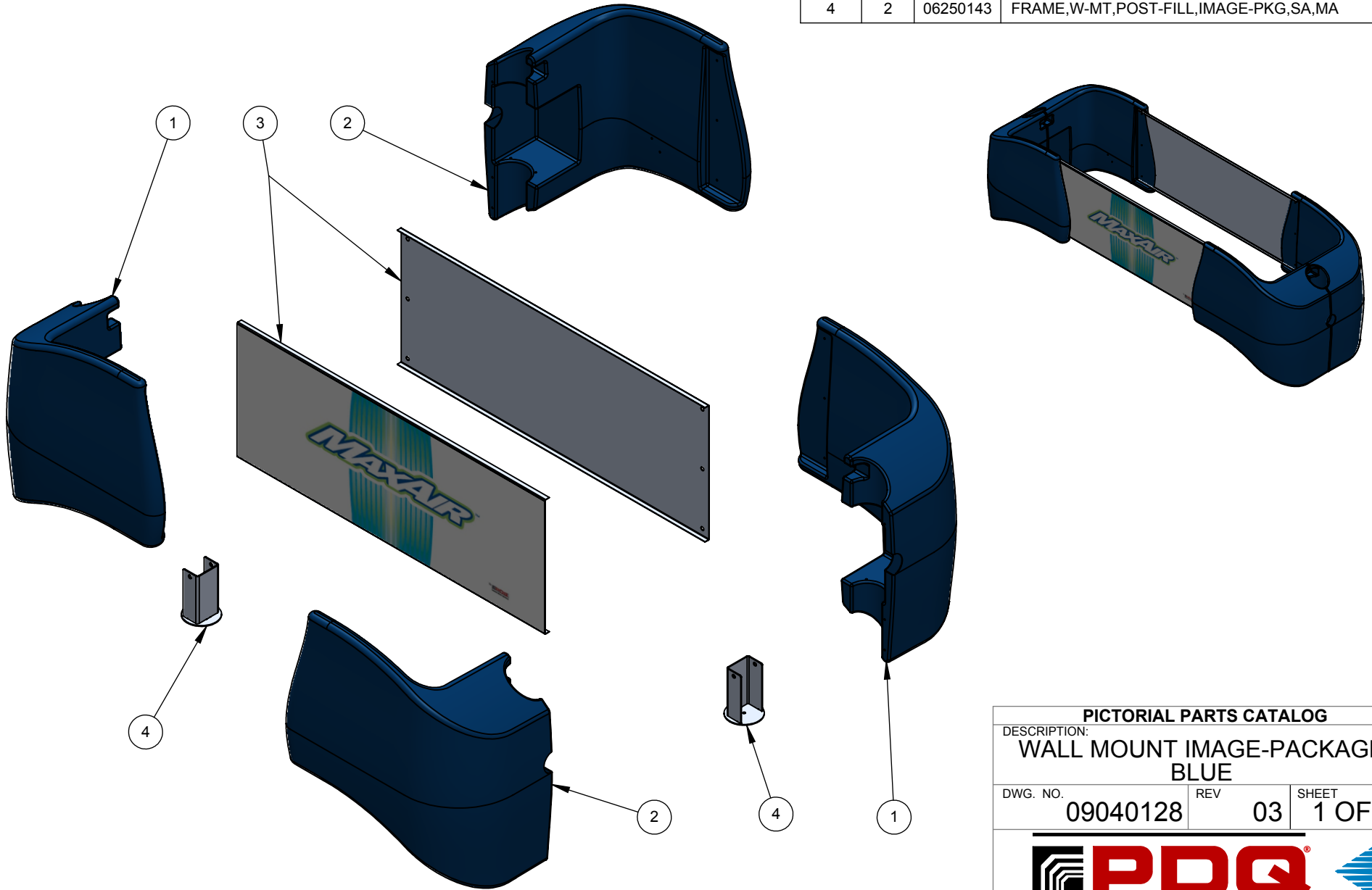
4 INCLUDES UPPER AND LOWER COVER PIECES




INCLUDES UPPER AND LOWER COVER PIECES

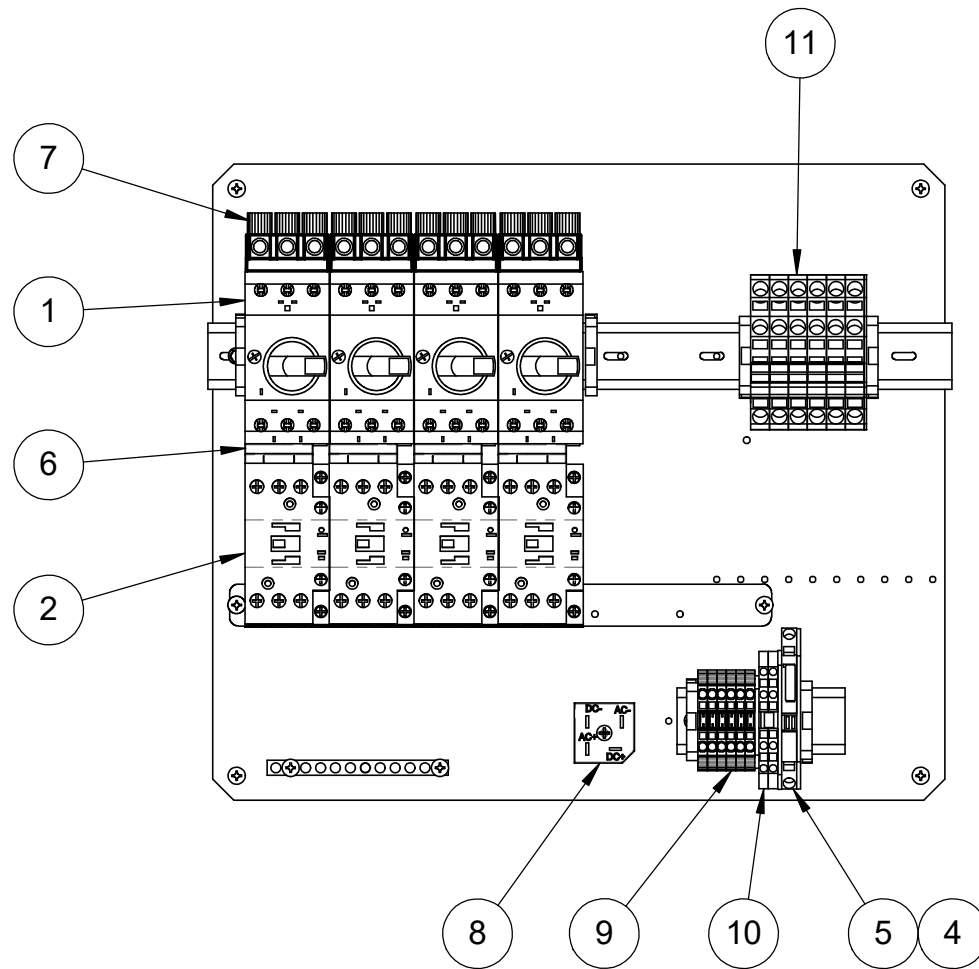
PICTORIAL PARTS CATALOG		
DESCRIPTION: IMAGE PACKAGE DRYER WITH SIDE PRODUCERS		
DWG. NO.	REV	SHEET
09040127	00	1 OF 1



ITEM	QTY.	PART #	DESCRIPTION
1	2	06160376	COVER,END,LH,STAND-ALONE,MA,DARK-BLUE
2	2	06160377	COVER,END,RH,STAND-ALONE,MA,DARK-BLUE
3	1	11260018	COVER,IMAGE-PACKAGE-PANEL,MAX-AIR
4	2	06250143	FRAME,W-MT,POST-FILL,IMAGE-PKG,SA,MA



PICTORIAL PARTS CATALOG		
DESCRIPTION: WALL MOUNT IMAGE-PACKAGE BLUE		
DWG. NO.	REV	SHEET
09040128	03	1 OF 1
		
VEHICLE WASH SYSTEMS		
PART OF OPW		



ITEM	QTY.	PART #	DESCRIPTION
1	4	04110102	CIRCUIT-BREAKER,MSP,20-25A,65KA,480V
2	4	04020032	CONTACTOR,25A,24V-50/60HZ,AUX-NO,600V
3	2	36650	END-STOP,6mm,PLST,GRAY,249-116
4	1	04110039	FUSE,7.5A,MINI,FAST-ACTING,AUTOMOTIVE
5	1	04110031	FUSE-HOLDER,AUTOMOTIVE,TERM-BLK
6	4	04110104	LINK,MODULE,SIZE-S0,MSP-TO-CONTACTOR
7	4	04110103	MSP,PHASE,SEPARATOR,FRAME-SIZE-B
8	1	04590020	RECTIFIER-BRIDGE,SILCONE,SINGLE-PH,35A
9	6	36506	TERMINAL-BLK,26-12GA,2P,PLST,280-601
10	2	36507	TERMINAL-BLK,26-14GA,4P,GRAY
11	6	04100039	TERMINAL-BLOCK,WAGO,3P,8-20AWG,GRAY

## 208-230V MOTOR STARTERS AND OSCILLATING DRYER

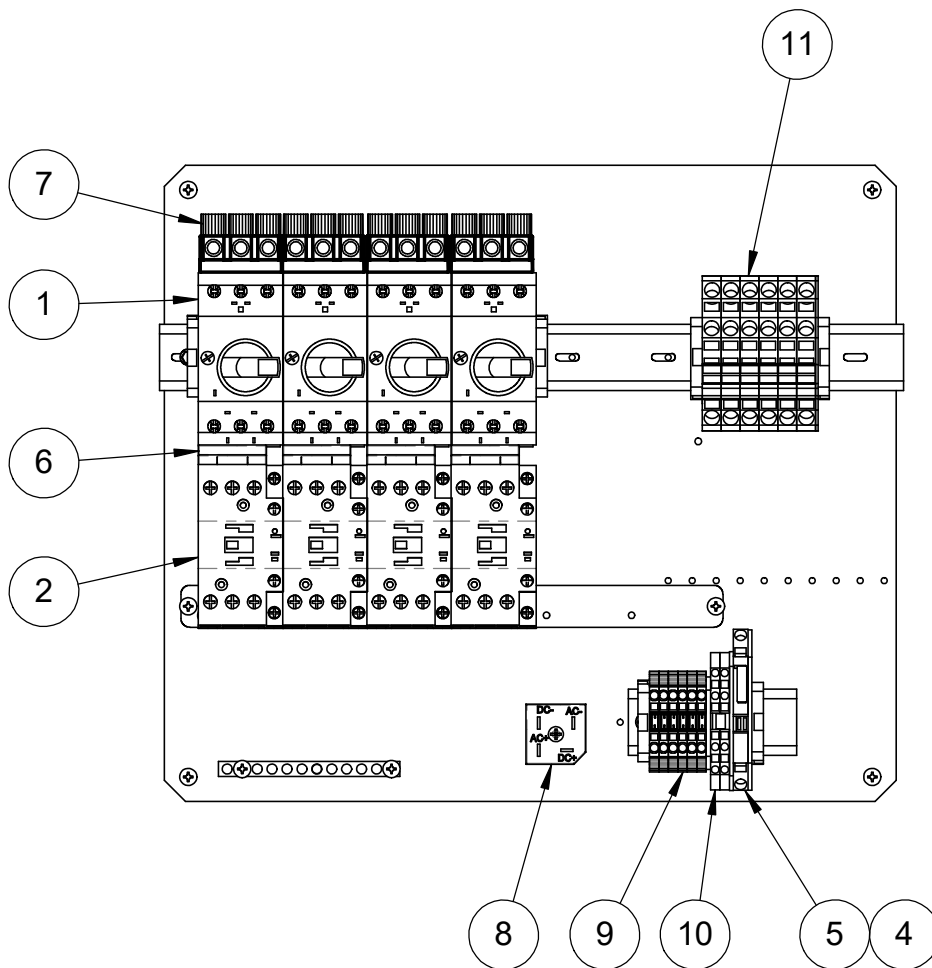
### PICTORIAL PARTS CATALOG

DESCRIPTION:  
**208-230V MOTOR STARTERS AND OSCILLATING COMPONENTS**

DWG. NO.	REV	SHEET
11010319	02	1 OF 3



ITEM	QTY.	PART #	DESCRIPTION
1	4	04110115	CIRCUIT-BREAKER,MSP,8-12A,65KA,480V
2	4	04020032	CONTACTOR,25A,24V-50/60HZ,AUX-NO,600V
3	2	36650	END-STOP,6mm,PLST,GRAY,249-116
4	1	04110039	FUSE,7.5A,MINI,FAST-ACTING,AUTOMOTIVE
5	1	04110031	FUSE-HOLDER,AUTOMOTIVE,TERM-BLK
6	4	04110104	LINK,MODULE,SIZE-S0,MSP-TO-CONTACTOR
7	4	04110103	MSP,PHASE,SEPARATOR,FRAME-SIZE-B
8	1	04590020	RECTIFIER-BRIDGE,SILCONE,SINGLE-PH,35A
9	6	36506	TERMINAL-BLK,26-12GA,2P,PLST,280-601
10	2	36507	TERMINAL-BLK,26-14GA,4P,GRAY
11	6	04100039	TERMINAL-BLOCK,WAGO,3P,8-20AWG,GRAY



## 380-460-575V MOTOR STARTERS AND OSCILLATING DRYER

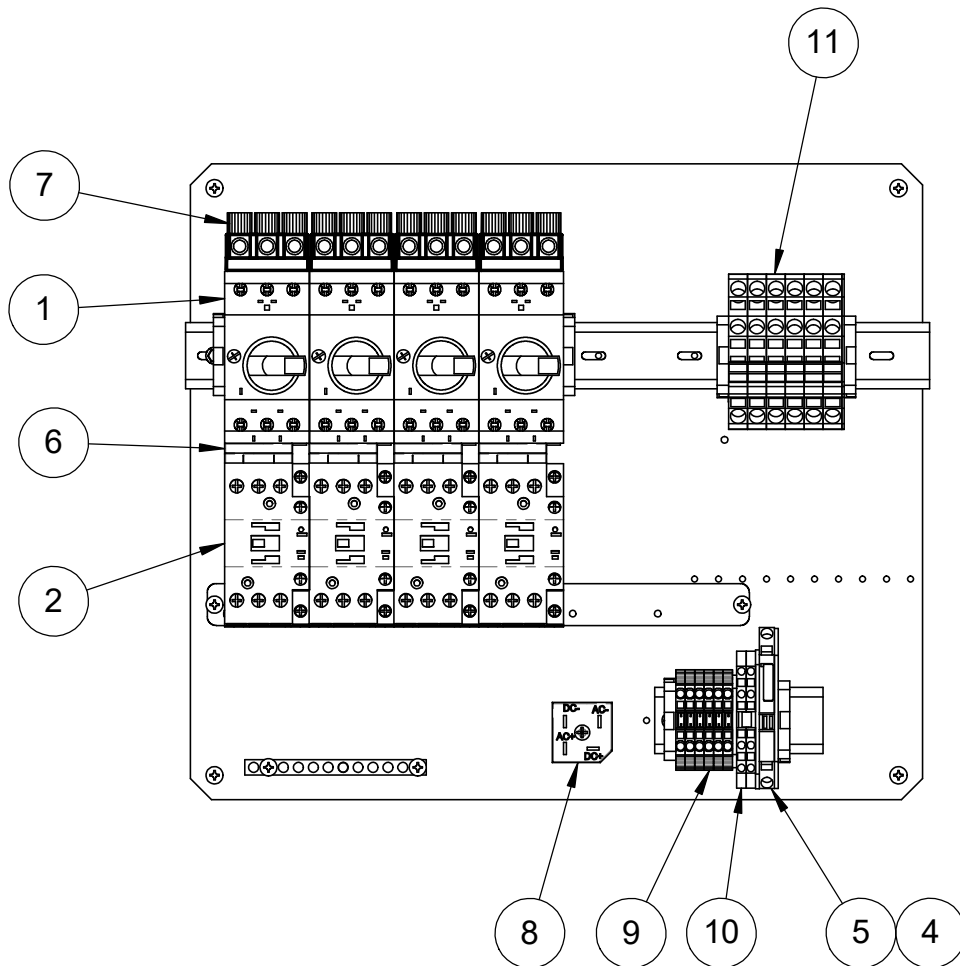
### PICTORIAL PARTS CATALOG

DESCRIPTION:  
380-460-575V MOTOR STARTERS  
AND OSCILLATING COMPONENTS

DWG. NO.	REV	SHEET
11010319	02	2 OF 3



ITEM	QTY.	PART #	DESCRIPTION
1	4	04110108	CIRCUIT-BREAKER,MSP,6.3-10A,65KA,480V
2	4	04020032	CONTACTOR,25A,24V-50/60HZ,AUX-NO,600V
3	2	36650	END-STOP,6mm,PLST,GRAY,249-116
4	1	04110039	FUSE,7.5A,MINI,FAST-ACTING,AUTOMOTIVE
5	1	04110031	FUSE-HOLDER,AUTOMOTIVE,TERM-BLK
6	4	04110104	LINK,MODULE,SIZE-S0,MSP-TO-CONTACTOR
7	4	04110103	MSP,PHASE,SEPARATOR,FRAME-SIZE-B
8	1	04590020	RECTIFIER-BRIDGE,SILCONE,SINGLE-PH,35A
9	6	36506	TERMINAL-BLK,26-12GA,2P,PLST,280-601
10	2	36507	TERMINAL-BLK,26-14GA,4P,GRAY
11	6	04100039	TERMINAL-BLOCK,WAGO,3P,8-20AWG,GRAY



## 380V, 50HZ MOTOR STARTERS AND OSCILLATING DRYER

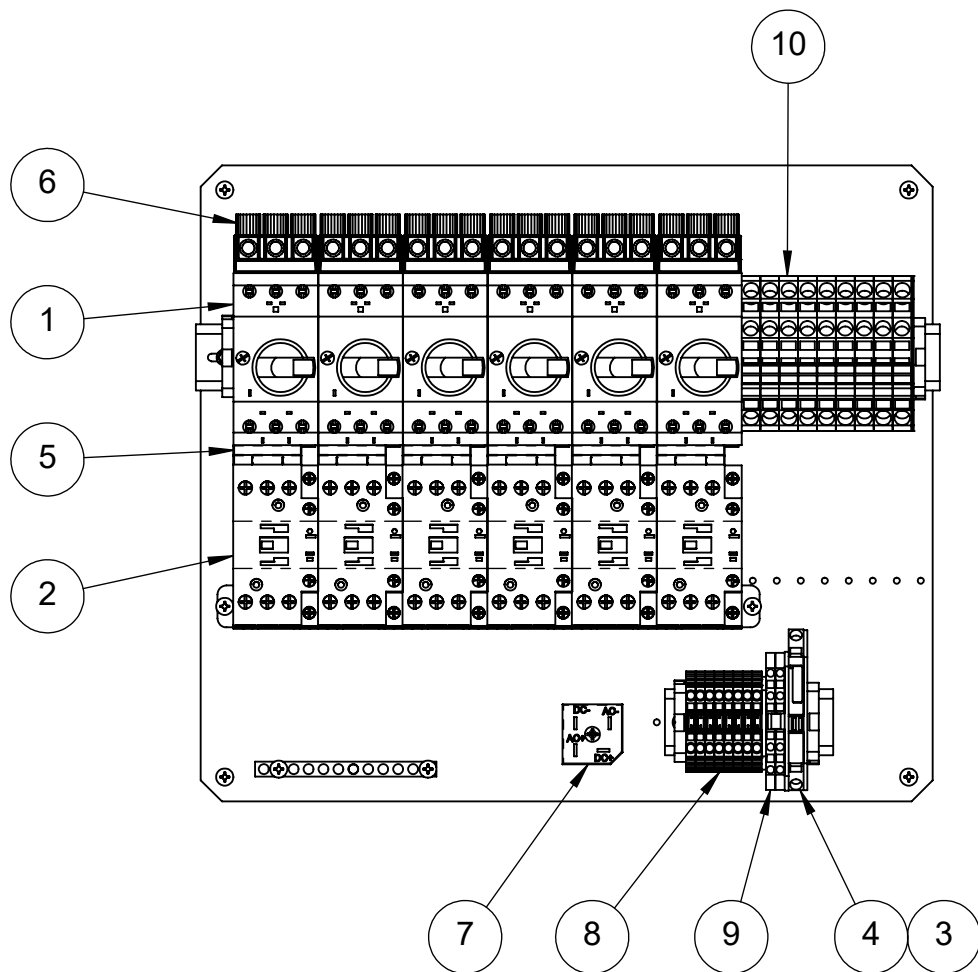
### PICTORIAL PARTS CATALOG

DESCRIPTION:  
380V, 50HZ MOTOR STARTERS  
AND OSCILLATING COMPONENTS

DWG. NO.	REV	SHEET
11010319	02	3 OF 3



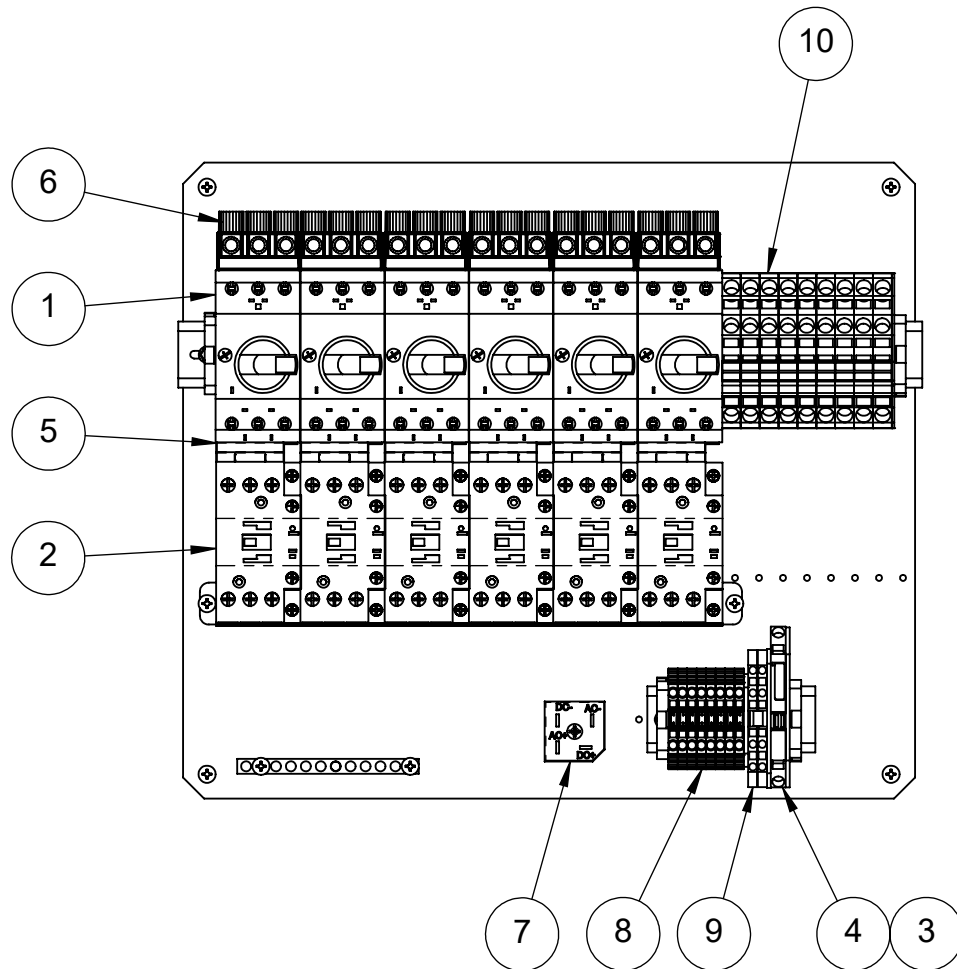
ITEM	QTY.	PART #	DESCRIPTION
1	6	04110102	CIRCUIT-BREAKER,MSP,20-25A,65KA,480V
2	6	04020032	CONTACTOR,25A,24V-50/60HZ,AUX-NO,600V
3	1	04110039	FUSE,7.5A,MINI,FAST-ACTING,AUTOMOTIVE
4	1	04110031	FUSE-HOLDER,AUTOMOTIVE,TERM-BLK
5	6	04110104	LINK,MODULE,SIZE-S0,MSP-TO-CONTACTOR
6	6	04110103	MSP,PHASE,SEPARATOR,FRAME-SIZE-B
7	1	04590020	RECTIFIER-BRIDGE,SILCONE,SINGLE-PH,35A
8	8	36506	TERMINAL-BLK,26-12GA,2P,PLST,280-601
9	2	36507	TERMINAL-BLK,26-14GA,4P,GRAY
10	9	04100039	TERMINAL-BLOCK,WAGO,3P,8-20AWG,GRAY



## 208-230V MOTOR STARTERS AND OSCILLATING DRYER

PICTORIAL PARTS CATALOG		
DESCRIPTION: 208-230V MOTOR STARTERS AND OSCILLATING COMPONENTS		
DWG. NO. 11010321	REV 01	SHEET 1 OF 3

ITEM	QTY.	PART #	DESCRIPTION
1	6	04110115	CIRCUIT-BREAKER,MSP,8-12A,65KA,480V
2	6	04020032	CONTACTOR,25A,24V-50/60HZ,AUX-NO,600V
3	1	04110039	FUSE,7.5A,MINI,FAST-ACTING,AUTOMOTIVE
4	1	04110031	FUSE-HOLDER,AUTOMOTIVE,TERM-BLK
5	6	04110104	LINK,MODULE,SIZE-S0,MSP-TO-CONTACTOR
6	6	04110103	MSP,PHASE,SEPARATOR,FRAME-SIZE-B
7	1	04590020	RECTIFIER-BRIDGE,SILCONE,SINGLE-PH,35A
8	8	36506	TERMINAL-BLK,26-12GA,2P,PLST,280-601
9	2	36507	TERMINAL-BLK,26-14GA,4P,GRAY
10	9	04100039	TERMINAL-BLOCK,WAGO,3P,8-20AWG,GRAY



## 380-460-575V MOTOR STARTERS AND OSCILLATING DRYER

### PICTORIAL PARTS CATALOG

DESCRIPTION:  
380-460-575V MOTOR STARTERS  
AND OSCILLATING COMPONENTS

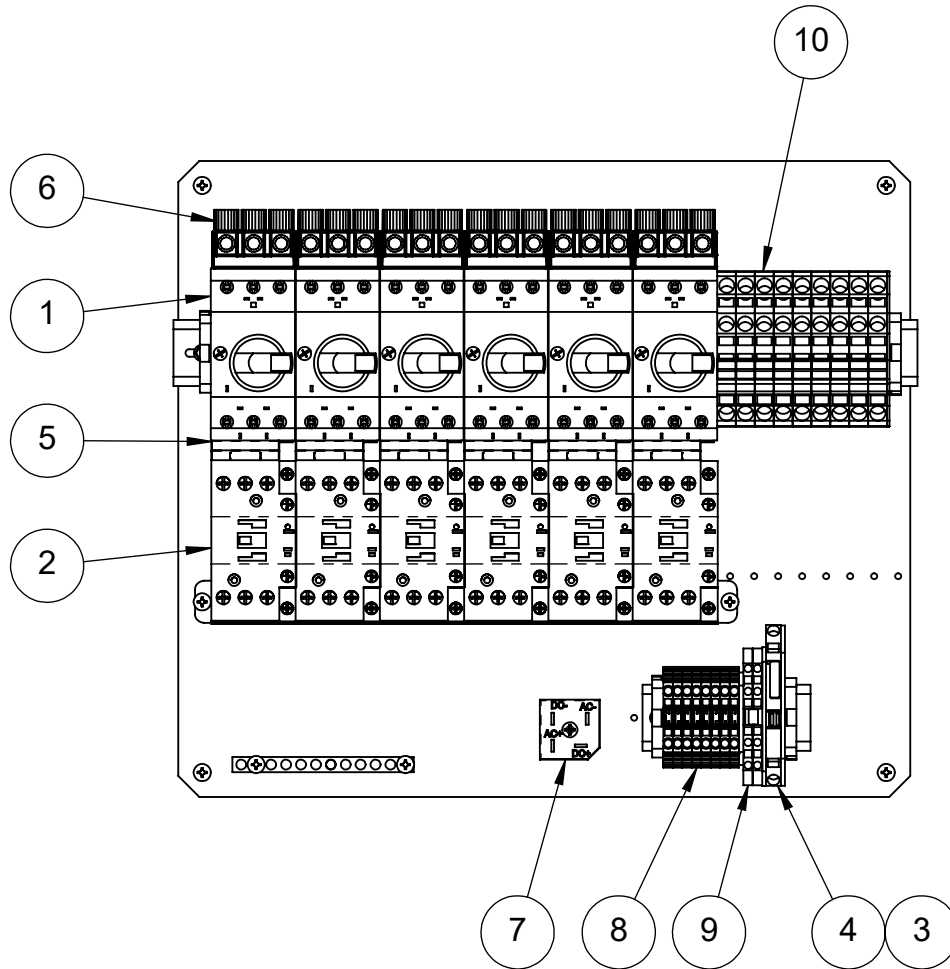
DWG. NO.	REV	SHEET
11010321	01	2 OF 3



A DOVER COMPANY



ITEM	QTY.	PART #	DESCRIPTION
1	6	04110108	CIRCUIT-BREAKER,MSP,6.3-10A,65KA,480V
2	6	04020032	CONTACTOR,25A,24V-50/60HZ,AUX-NO,600V
3	1	04110039	FUSE,7.5A,MINI,FAST-ACTING,AUTOMOTIVE
4	1	04110031	FUSE-HOLDER,AUTOMOTIVE,TERM-BLK
5	6	04110104	LINK,MODULE,SIZE-S0,MSP-TO-CONTACTOR
6	6	04110103	MSP,PHASE,SEPARATOR,FRAME-SIZE-B
7	1	04590020	RECTIFIER-BRIDGE,SILCONE,SINGLE-PH,35A
8	8	36506	TERMINAL-BLK,26-12GA,2P,PLST,280-601
9	2	36507	TERMINAL-BLK,26-14GA,4P,GRAY
10	9	04100039	TERMINAL-BLOCK,WAGO,3P,8-20AWG,GRAY



## 380V, 50HZ MOTOR STARTERS AND OSCILLATING DRYER

### PICTORIAL PARTS CATALOG

DESCRIPTION:  
380V, 50HZ MOTOR STARTERS  
AND OSCILLATING COMPONENTS

DWG. NO.	REV	SHEET
11010321	01	3 OF 3

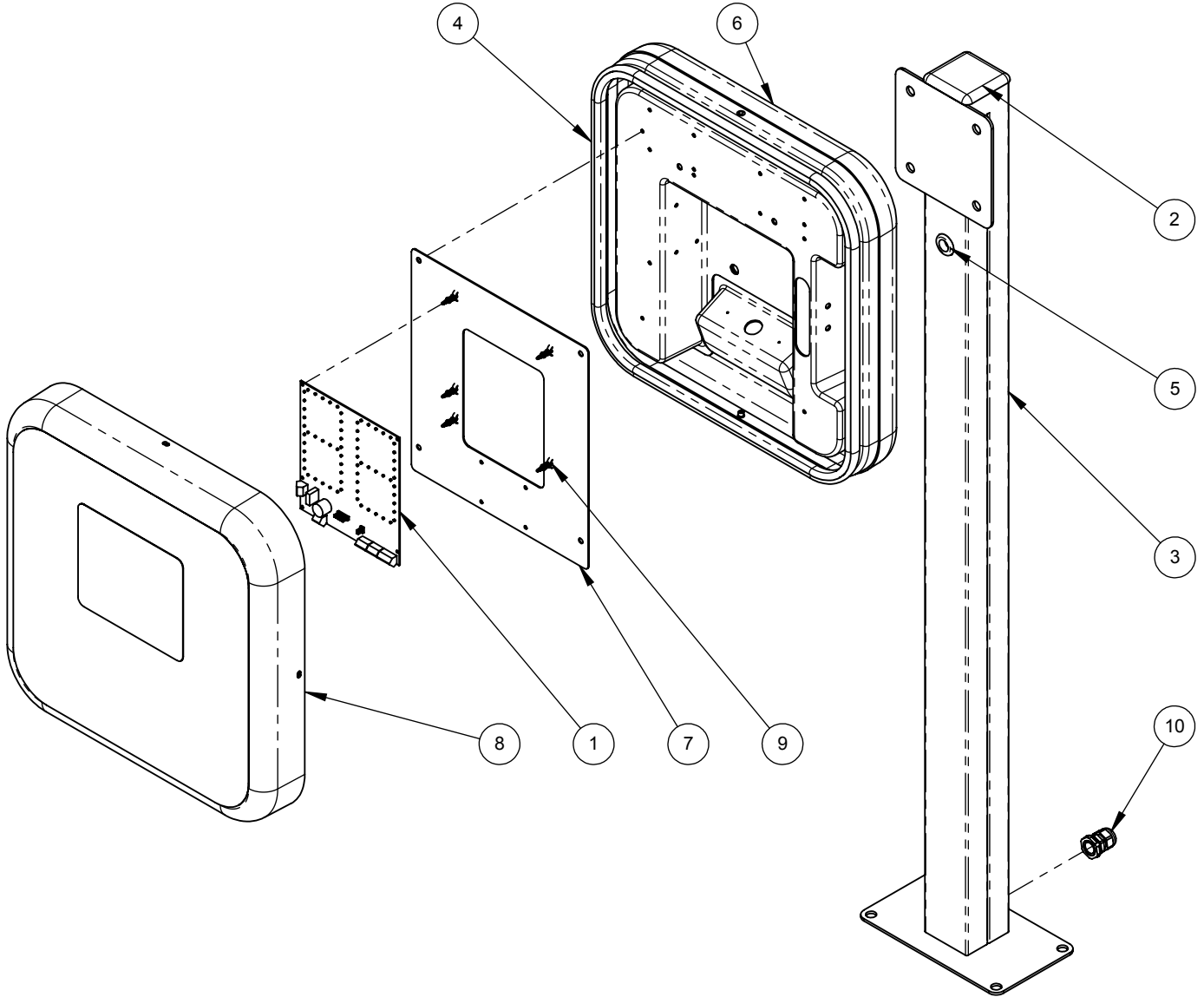


ADOVER COMPANY



SIGN FACE

ITEM	PART #	DESCRIPTION
1	04580032	CIRCUIT BOARD, PDQ COUNTDOWN TIMER,24VAC
2	06160198	COVER,ENDPLATE,LWM5,3.00x3.00-TUBE
3	06250040	FRAME,TIMER,50.13,SST
4	06070030	GASKET,HOUSING,ENTRANCE-SIGN,NPRN
5	76140	GROMMET, .62x1.12x.06,BUNA
6	06240061	PANEL,SIGN,18x18,MOLDED,BACK,ENTRANCE
7	06240245	PLATE,ADAPTER,COUNTDWTIMER,SIGN
8	06420163	SIGN-FACE,COUNTDOWN-TIMER,BSC,ENG,LW
9	05130025	STAND-OFF,SNAP-IN,PCB-MT,INBAY/CONFIRM
10	36402	STRAIN-RELIEF, .236-.472",POLY,W/LOCKNUT



**PICTORIAL PARTS CATALOG**

DESCRIPTION:  
**BASIC COUNTDOWN TIMER - ENGLISH TEXT**

DWG. NO.	REV	SHEET
09020158	00	1 OF 1

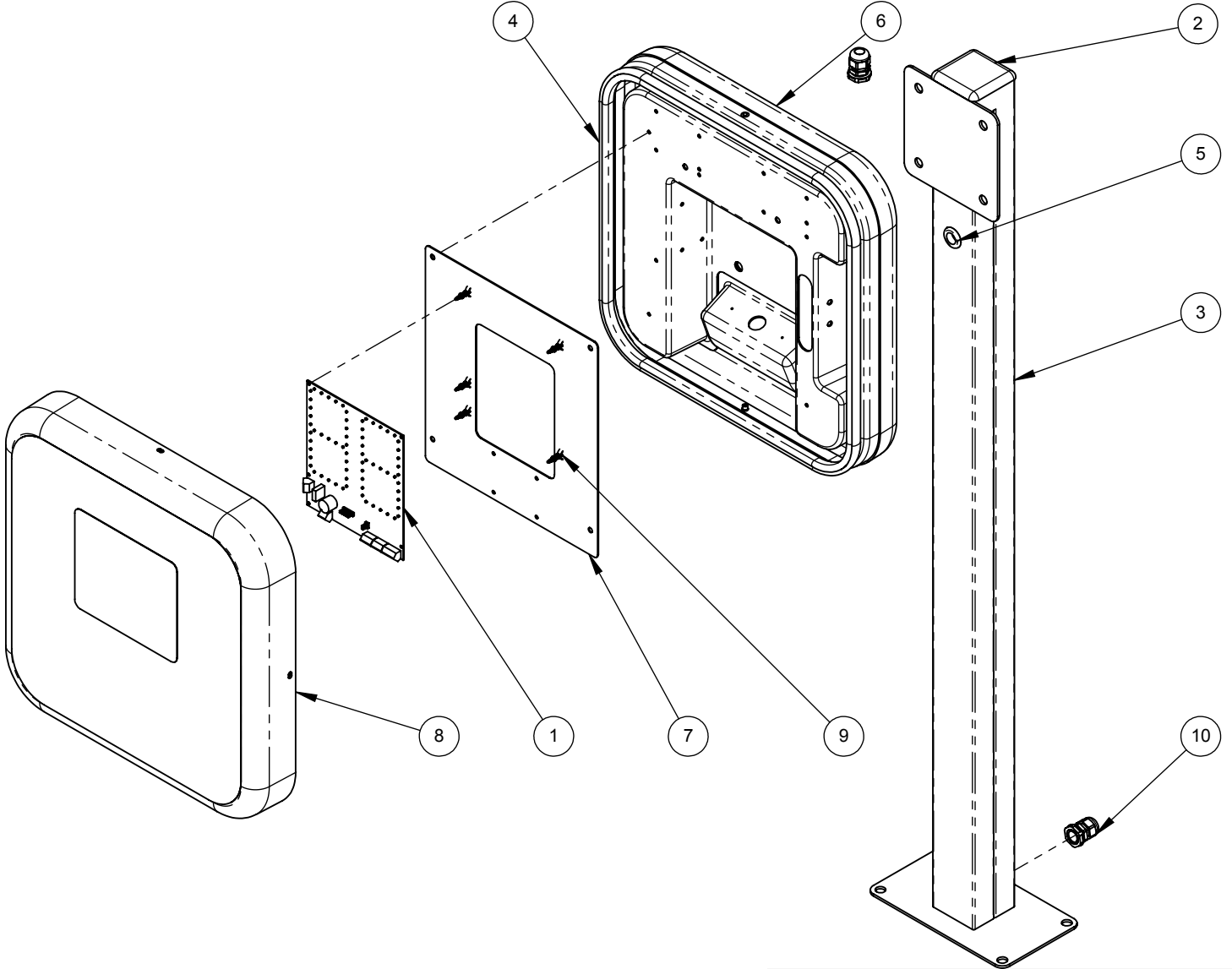
**PDQ**  
 VEHICLE WASH SYSTEMS

PART OF OPW **DOVER** COMPANY



SIGN FACE

ITEM	PART #	DESCRIPTION
1	04580032	CIRCUIT BOARD, PDQ COUNTDOWN TIMER,24VAC
2	06160198	COVER,ENDPLATE,LWM5,3.00x3.00-TUBE
3	06250040	FRAME,TIMER,50.13,SST
4	06070030	GASKET,HOUSING,ENTRANCE-SIGN,NPRN
5	76140	GROMMET, .62x1.12x.06,BUNA
6	06240061	PANEL,SIGN,18x18,MOLDED,BACK,ENTRANCE
7	06240245	PLATE,ADAPTER,COUNTDWTIMER,SIGN
8	06420164	SIGN-FACE,COUNTDOWN-TIMER,BSC,NTXT,LW
9	05130025	STAND-OFF,SNAP-IN,PCB-MT,INBAY/CONFIRM
10	36402	STRAIN-RELIEF, .236-.472",POLY,W/LOCKNUT



**PICTORIAL PARTS CATALOG**

DESCRIPTION:  
**BASIC COUNTDOWN-TIMER  
 NO TEXT**

DWG. NO.	REV	SHEET
09020159	00	1 OF 1

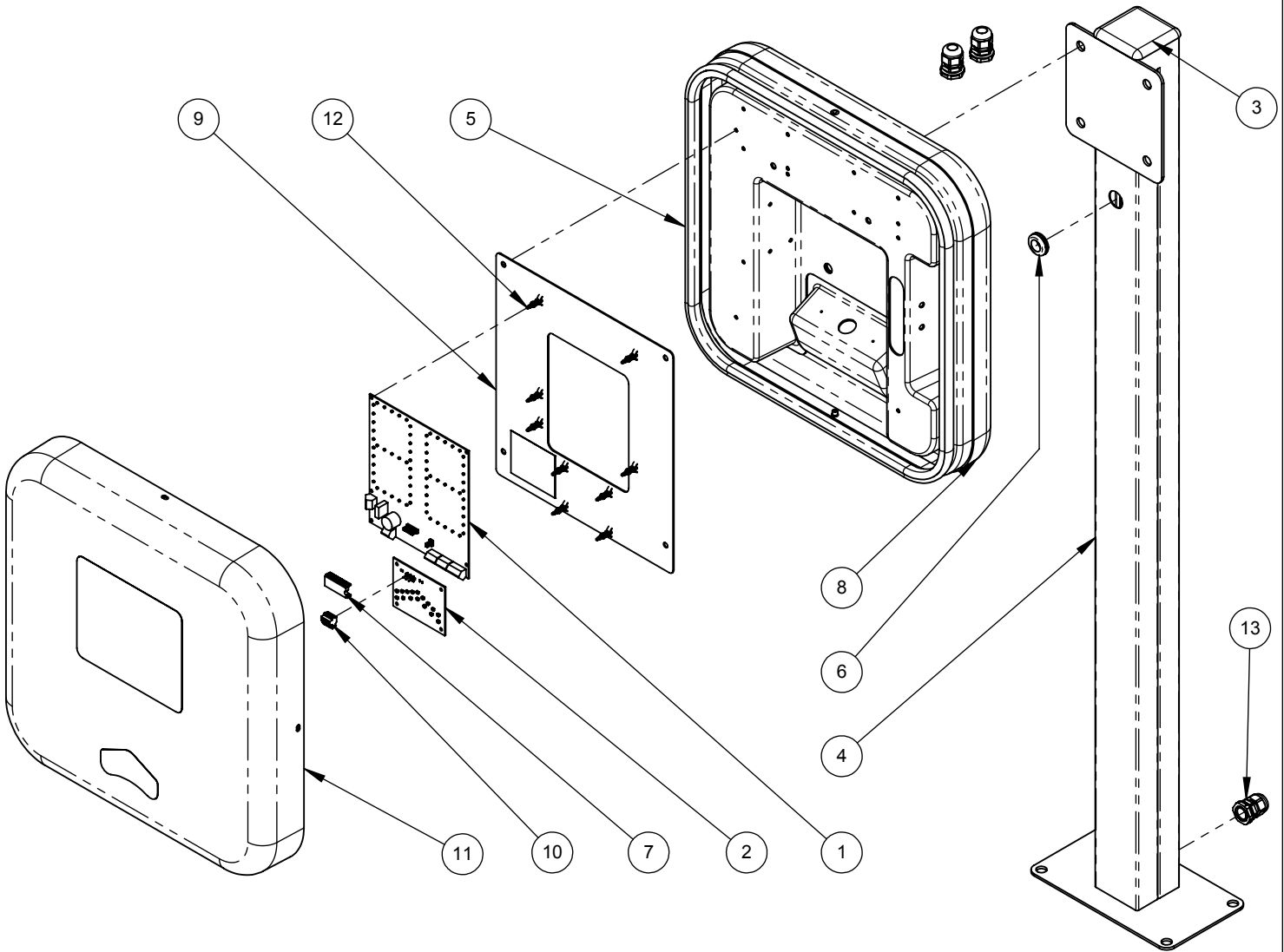
**PDQ**  
 VEHICLE WASH SYSTEMS

PART OF OPW **DOVER** COMPANY



SIGN FACE

ITEM	PART #	DESCRIPTION
1	04580032	CIRCUIT BOARD, PDQ COUNTDOWN TIMER,24VAC
2	04580027	CIRCUIT-BOARD,LED,CHEVRON,GREEN
3	06160198	COVER,ENDPLATE,LWM5,3.00x3.00-TUBE
4	06250040	FRAME,TIMER,50.13,SST
5	06070030	GASKET,HOUSING,ENTRANCE-SIGN,NPRN
6	76140	GROMMET,.62x1.12x.06,BUNA
7	04590019	IC-CHIP,ISOLATED_RS485,COUNTDOWNTIMER
8	06240061	PANEL,SIGN,18x18,MOLDED,BACK,ENTRANCE
9	06240245	PLATE,ADAPTER,COUNTDWNTIMER,SIGN
10	04560020	PLUG,PCB,3PIN,5mm,250V/10A,14-24AWG,GRN
11	06420161	SIGN-FACE,COUNTDOWN-TIMER,DLX,ENG,LW
12	05130025	STAND-OFF,SNAP-IN,PCB-MT,INBAY/CONFIRM
13	36402	STRAIN-RELIEF,.236-.472",POLY,W/LOCKNUT



**PICTORIAL PARTS CATALOG**

DESCRIPTION:  
**DELUXE COUNTDOWN TIMER-  
 ENGLISH TEXT**

DWG. NO.	REV	SHEET
09020156	00	1 OF 1

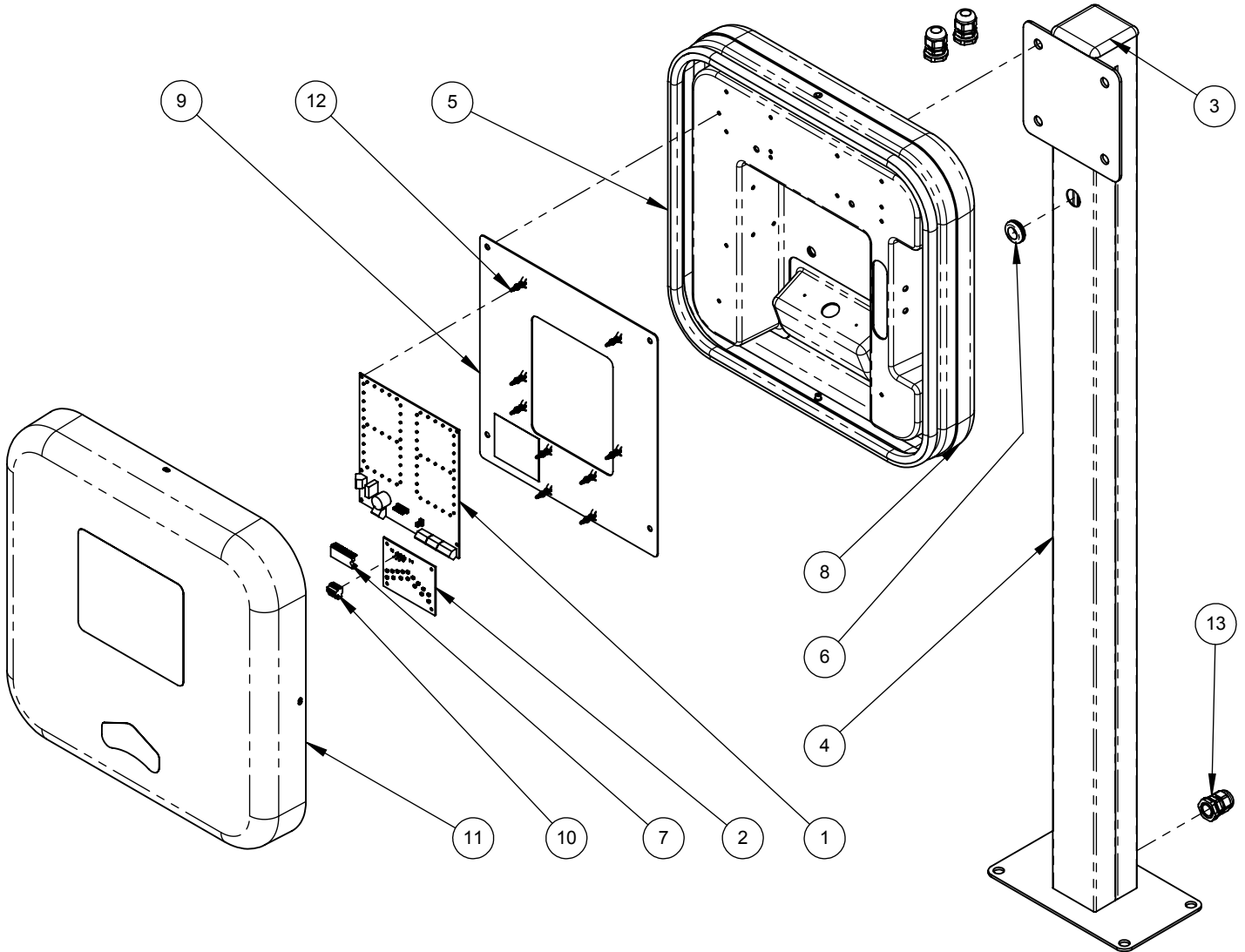
**PDQ**  
 VEHICLE WASH SYSTEMS

PART OF OPW **DOVER** COMPANY



**SIGN FACE**



ITEM	PART #	DESCRIPTION
1	04580032	CIRCUIT BOARD, PDQ COUNTDOWN TIMER,24VAC
2	04580027	CIRCUIT-BOARD,LED,CHEVRON,GREEN
3	06160198	COVER,ENDPLATE,LWM5,3.00x3.00-TUBE
4	06250040	FRAME,TIMER,50.13,SST
5	06070030	GASKET,HOUSING,ENTRANCE-SIGN,NPRN
6	76140	GROMMET,.62x1.12x.06,BUNA
7	04590019	IC-CHIP,ISOLATED_RS485,COUNTDOWNTIMER
8	06240061	PANEL,SIGN,18x18,MOLDED,BACK,ENTRANCE
9	06240245	PLATE,ADAPTER,COUNTDWNTIMER,SIGN
10	04560020	PLUG,PCB,3PIN,5mm,250V/10A,14-24AWG,GRN
11	06420162	SIGN-FACE,COUNTDOWN-TIMER,DLX,NTXT,LW
12	05130025	STAND-OFF,SNAP-IN,PCB-MT,INBAY/CONFIRM
13	36402	STRAIN-RELIEF,.236-.472",POLY,W/LOCKNUT




**PICTORIAL PARTS CATALOG**

DESCRIPTION:  
**DELUXE COUNTDOWN TIMER-  
NO TEXT**

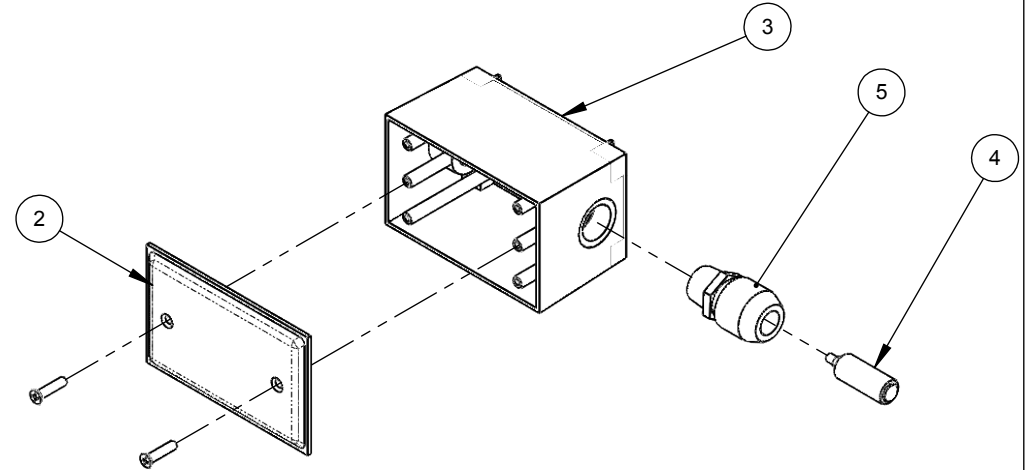
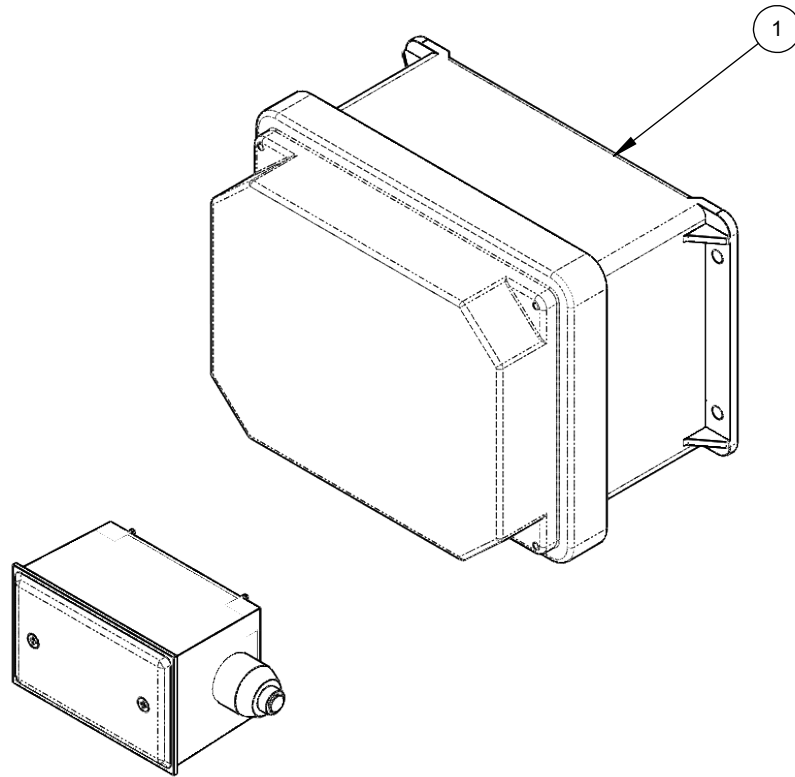
DWG. NO.	REV	SHEET
09020157	00	1 OF 1

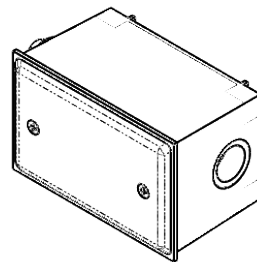
VEHICLE WASH SYSTEMS


PART OF OPW 

ITEM	PART #	DESCRIPTION
1	11010275	CONTROL-BOX,DOOR-PACKAGE,BASIC
2	39613	COVER PLATE WEATHERPROOF BLANK
3	39609	JUNCTION-BOX,2x4,OUTDOOR
4	93176	PHOTO-EYE,THRU-BEAM,SET,14MM,CARLO
5	36415	STRAIN RELIEF 1/2 .31-.56"CORD,PLASTIC



EYE ASSEMBLY



<b>PICTORIAL PARTS CATALOG</b>		
DESCRIPTION: <b>DRYER SHUTOFF KIT</b>		
DWG. NO. <b>KIT4930S</b>	REV <b>01</b>	SHEET <b>1 OF 1</b>
		
VEHICLE WASH SYSTEMS		<small>PART OF OPW</small> 

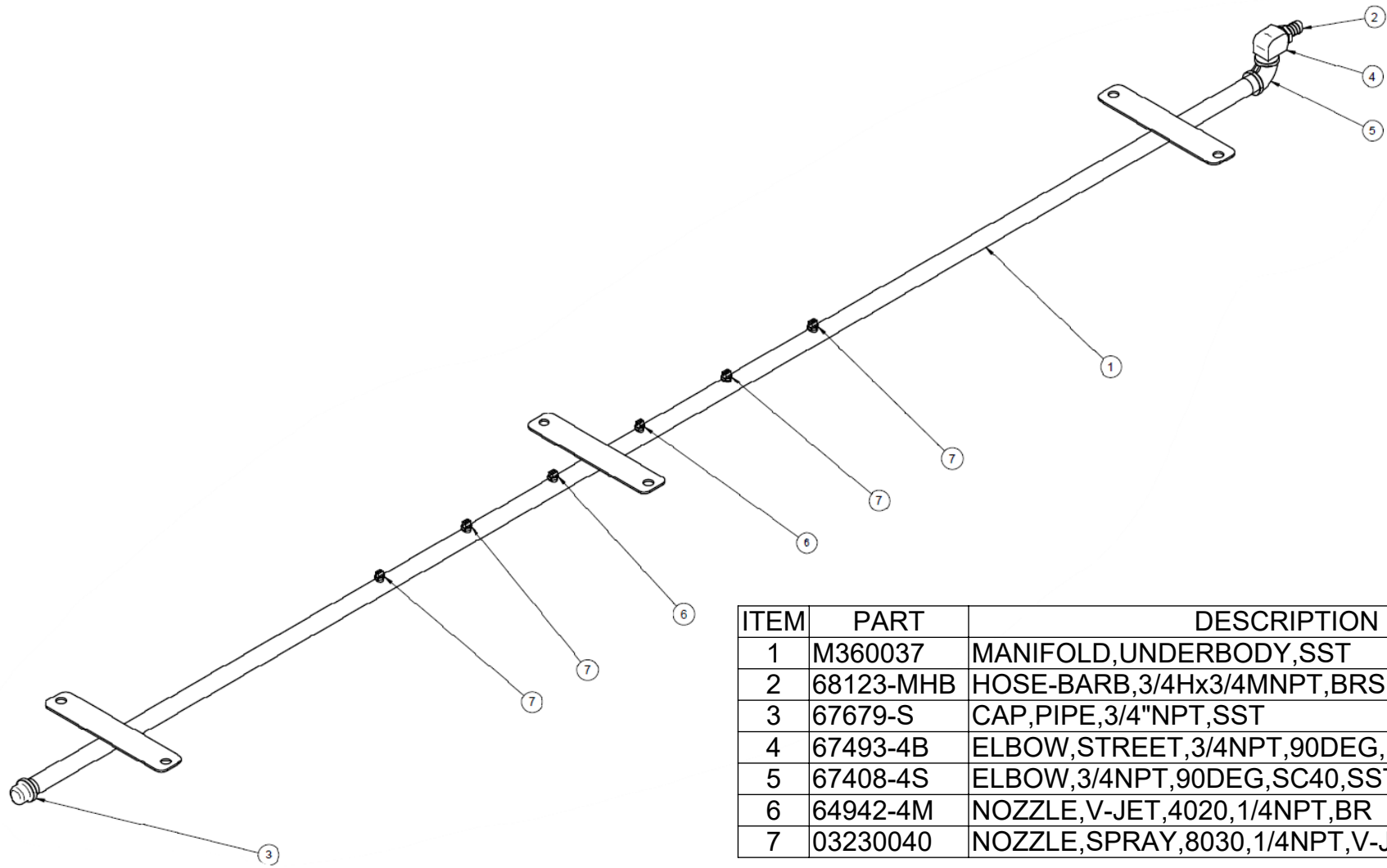
# ***PROTOUCH*** ***TANDEM***

## Entrance Services

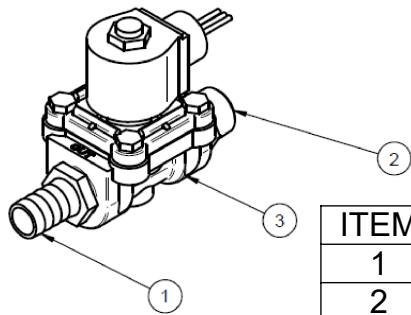
---







ITEM	PART	DESCRIPTION
1	M360037	MANIFOLD, UNDERBODY, SST
2	68123-MHB	HOSE-BARB, 3/4Hx3/4MNPT, BRS
3	67679-S	CAP, PIPE, 3/4"NPT, SST
4	67493-4B	ELBOW, STREET, 3/4NPT, 90DEG, BRS, BARSTOCK
5	67408-4S	ELBOW, 3/4NPT, 90DEG, SC40, SST
6	64942-4M	NOZZLE, V-JET, 4020, 1/4NPT, BR
7	03230040	NOZZLE, SPRAY, 8030, 1/4NPT, V-JET, SST



VALVE ASSEMBLY

ITEM	PART #	DESCRIPTION
1	68123-MHN	HOSE-BARB, 3/4Hx3/4MNPT, NYL
2	67060-4N	NIPPLE, HEX, 3/4NPT, NYL
3	03010131	VALVE, 3/4FNPT, NC, WATER, 24VAC, GF-NYL

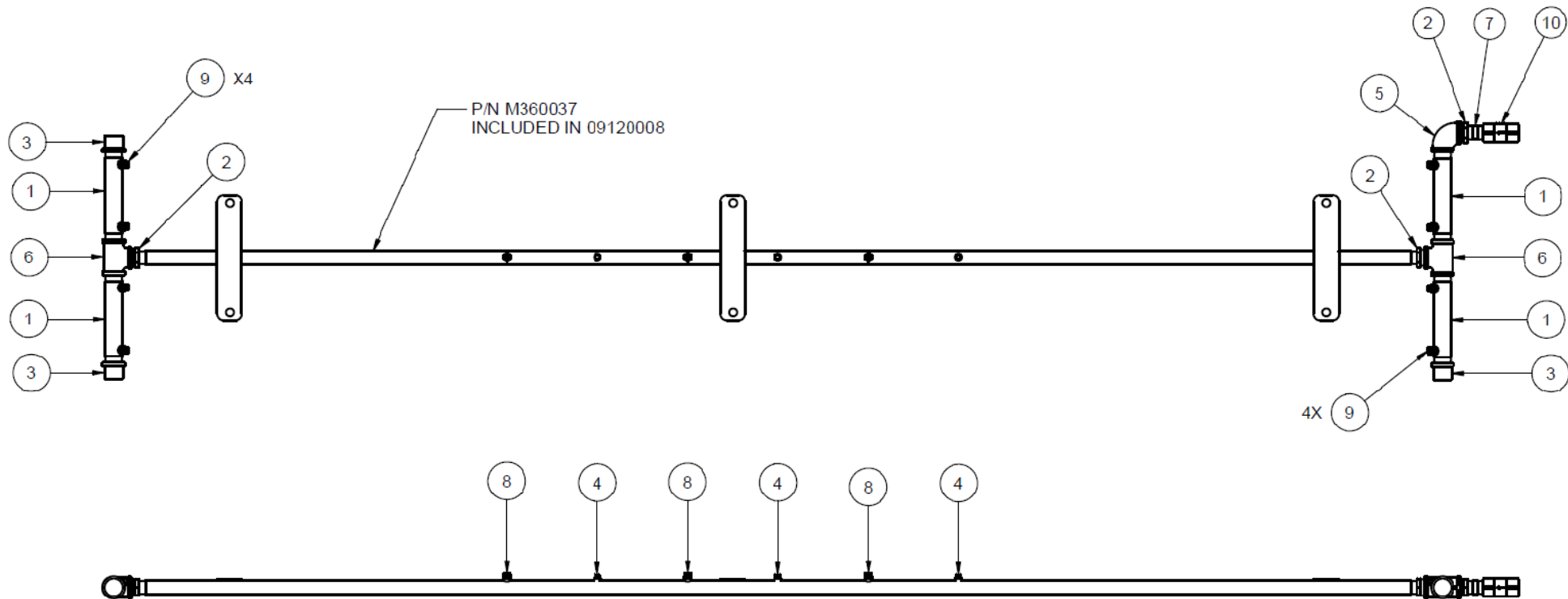
**PICTORIAL PARTS CATALOG**

DESCRIPTION:  
**LOW PRESSURE DRIVE THRU UNDERCARRIAGE**



DWG. NO. 09120008	REV 01	SHEET 1 OF 1
-------------------	--------	--------------

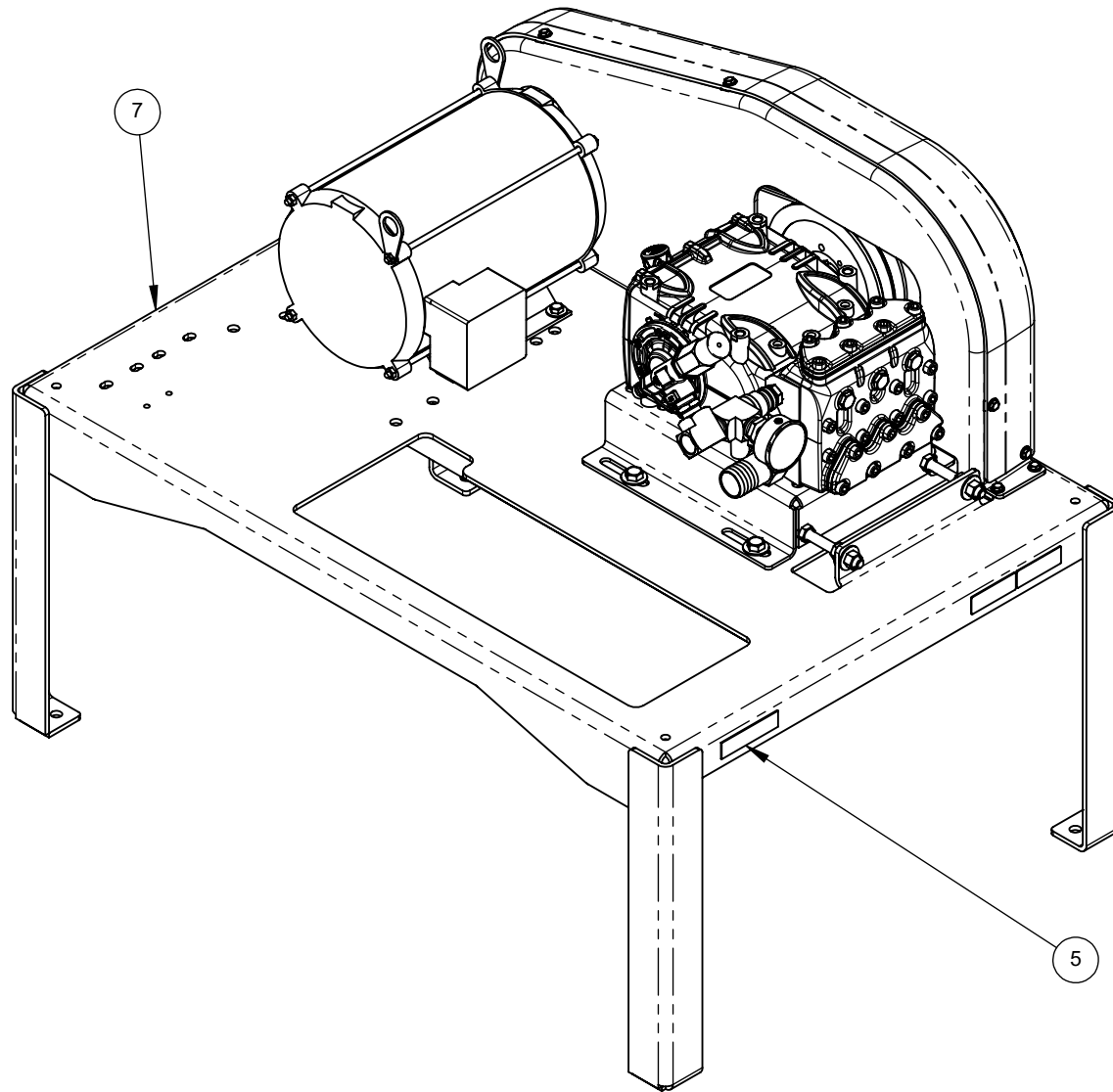
**VEHICLE WASH SYSTEMS**

PART OF OPW COMPANY



ITEM	PART #	DESCRIPTION
1	M550022	MANIFOLD, UNDERBODY, SIDE-BLASTER, SST
2	67714-S	BUSHING, 1NPTx3/4NPT, SST
3	67680-4S	CAP, PIPE, 1NPT, SCH40, SST
4	67601-S	PLUG, 1/4NPT, SQ-HD, SST
5	67410-4S	ELBOW, 1NPT, 90DEG, SC40, SST
6	67125-4S	TEE, 1NPT, PIPE, SC40, SST
7	67014-B4B	NIPPLE, 3/4NPTx2.00, SC40, BRS
8	64636-4M	NOZ, 8003, H1/4, V-JET, SS
9	64088-4M	NOZZLE, FAN, 1508, 1/4"NPT, SST
10	63119	VALVE, CHECK, 3/4"NPT, 200psi, BRS

PICTORIAL PARTS CATALOG		
DESCRIPTION: HIGH PRESSURE DRIVE THRU UNDERCARRIAGE		
DWG. NO. 11350274	REV 00	SHEET 1 OF 1
 <b>VEHICLE WASH SYSTEMS</b>		
<small>PART OF OPW</small>  <small>COMPANY</small>		





MODEL	VOLTAGE	MOTOR
11050048	230/460V 60 Hz	38025-A
11050052	575V 60 Hz	38025-F

ITEM	PART #	DESCRIPTION
1	67707-B	BUSHING,3/4NPTx1/4NPT,BRS
2	12521-SDS	BUSHING,SHEAVE,1-3/8,TYPE-SDS
3	06200006	BUSHING,SKx30mm,STEEL
4	67870	COUPLING,3/4NPTx1/2NPT,BRS,REDUCER
5	84003	DECAL PDQ LOGO .94 X 3.81
6	07040035	FRAME,PUMP-MNT,13x13x3.2",7GA,COATED-STL
7	07040033	FRAME,WELDED,44.5x31x19.5",STEEL,WHITE
8	25111	GAUGE,PRES,0-2000PSI,1/4MPT,CBM,LIC,2.5"
9	06160155	GUARD,BELT,THERMO-FORMED,ABS
10	68139-MHB	HOSE-BARB,1-1/2Hx1MNPT,BRS
11	68122-MHB	HOSE-BARB,3/4Hx1/2MNPT,BRS
12	67058-4B	NIPPLE,HEX,1/2NPT,BR
13	67060-4B	NIPPLE,HEX,3/4NPT,BRS
14	71015-JCS	NUT,1/2-13,HEX,JAM,SST
15	71015-NCS	NUT,1/2-13,HEX,LOCK,SST
16	71015-HCS	NUT,1/2-13,HEX,SST
17	05020062	NUT,1/4-20,CAGE-TYPE,PLTD-STL
18	71011-NCS	NUT,1/4-20,HEX,LOCK,SST
19	71013-NCS	NUT,3/8-16,HEX,LOCK,SST
20	67653-B	PLUG,1/2NPT,HEX-HD,BRS
21	03080032	PLUG,1.00NPT,SQ-CSK,BRS
22	03180056	PUMP,EMPEROR,HTCK3623S,21GPM,1150RPM
23	70257-HCS	SCREW,1/2-13x1.50,HHCS,SST
24	05040267	SCREW,1/2-13x4.00,HHCS,SST,FULL-THD
25	70108-HCS	SCREW,1/4-20x.75,HHCS,SST
26	70110-HCS	SCREW,1/4-20x1.00,HHCS,SST
27	70182-HCS	SCREW,3/8-16x1.50,HHCS,SST
28	05040005	SCREW,M12x35mm,HHCS,SST
29	12019-2SDS	SHEAVE,2B5.0,2GROOVE,TYPE-SDS
30	06030049	SHEAVE,V-BELT,7.4,2-GROOVE,TYPE-SK
31	67205-4B	TEE,3/4NPT,MALE-RUN,BRS
32	11055-BX	V BELT,56.8"LONG,B-SECT,COGGED,BX55
33	63188	VALVE,BAL-RLF,3/4FPT,53.5GPM,2560PSI,BR
34	71515-FSS	WASHER,1/2,FLAT,SST
35	71511-FS	WASHER,1/4,FLAT,SST
36	71513-FS	WASHER,3/8,FLAT,1-OD,.083THK,SST
37	05030013	WASHER,M12,FLAT,SST
38	05030015	WASHER,M12,LOCK,SPLIT,SST

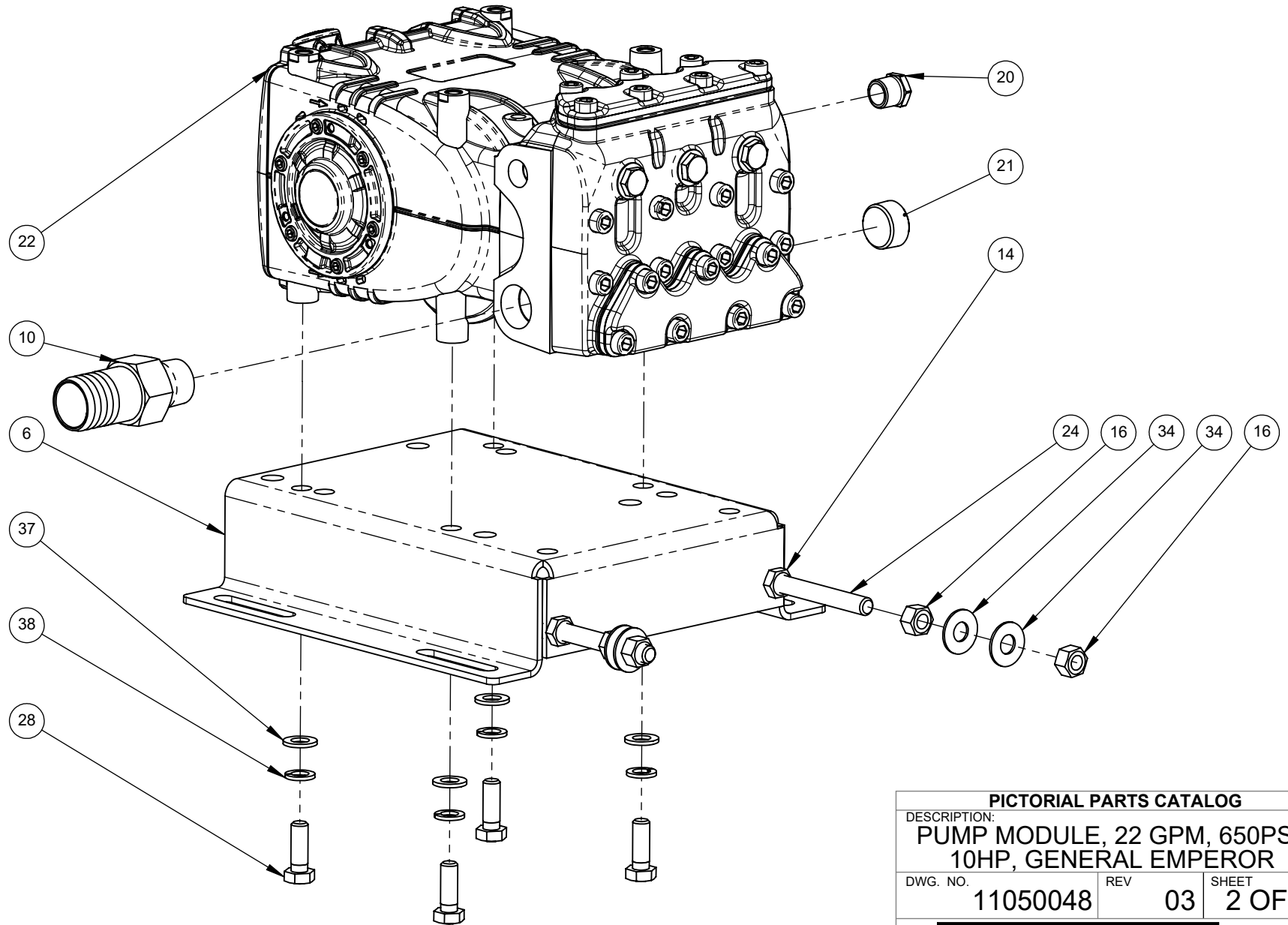
**PICTORIAL PARTS CATALOG**

DESCRIPTION:  
**PUMP MODULE, 22 GPM, 650PSI,  
 10HP, GENERAL EMPEROR**




DWG. NO.	REV	SHEET
11050048	03	1 OF 4

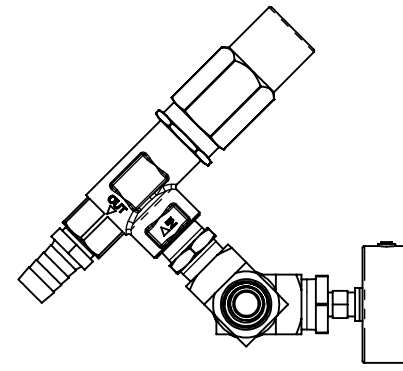
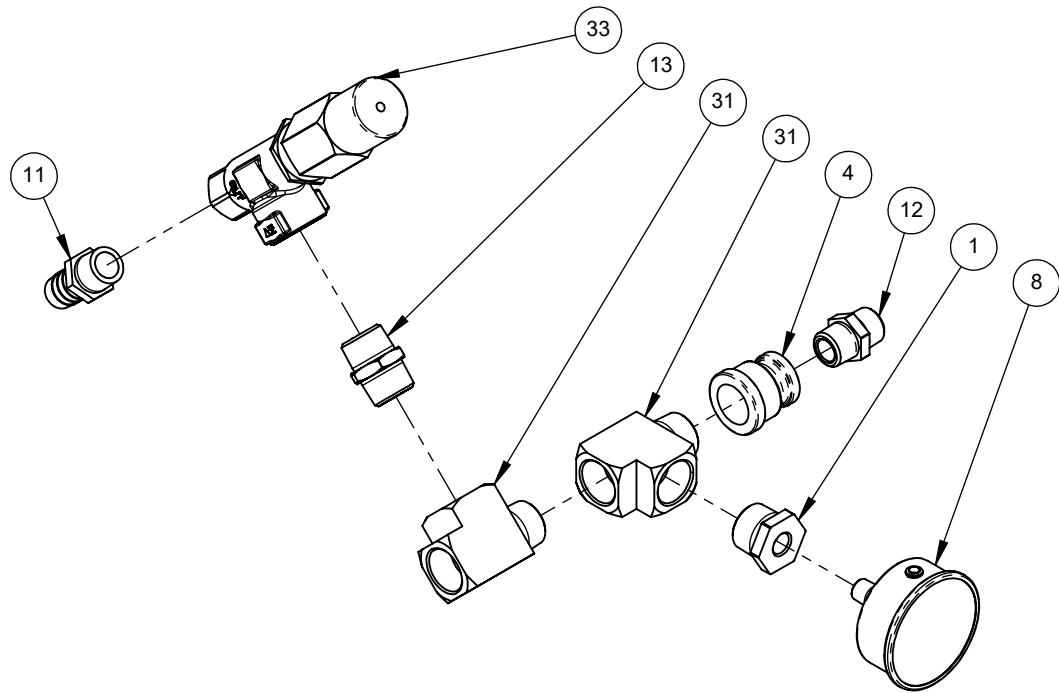



**VEHICLE WASH SYSTEMS**  
PART OF OPW DOVER COMPANY

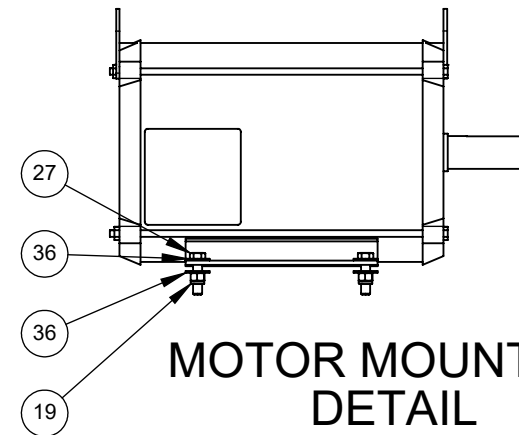


PUMP DETAIL

<b>PICTORIAL PARTS CATALOG</b>		
DESCRIPTION: <b>PUMP MODULE, 22 GPM, 650PSI, 10HP, GENERAL EMPEROR</b>		
DWG. NO.	REV	SHEET
11050048	03	2 OF 4
		
<b>VEHICLE WASH SYSTEMS</b>		<small>PART OF OPW</small> 

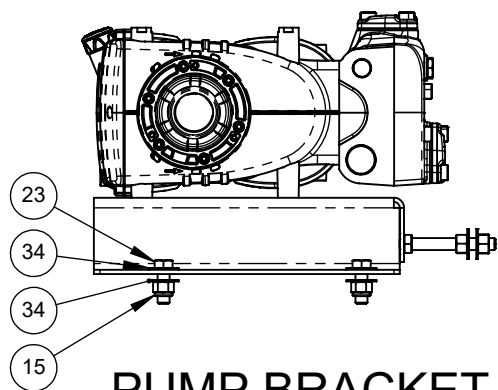


PLUMBING DETAIL






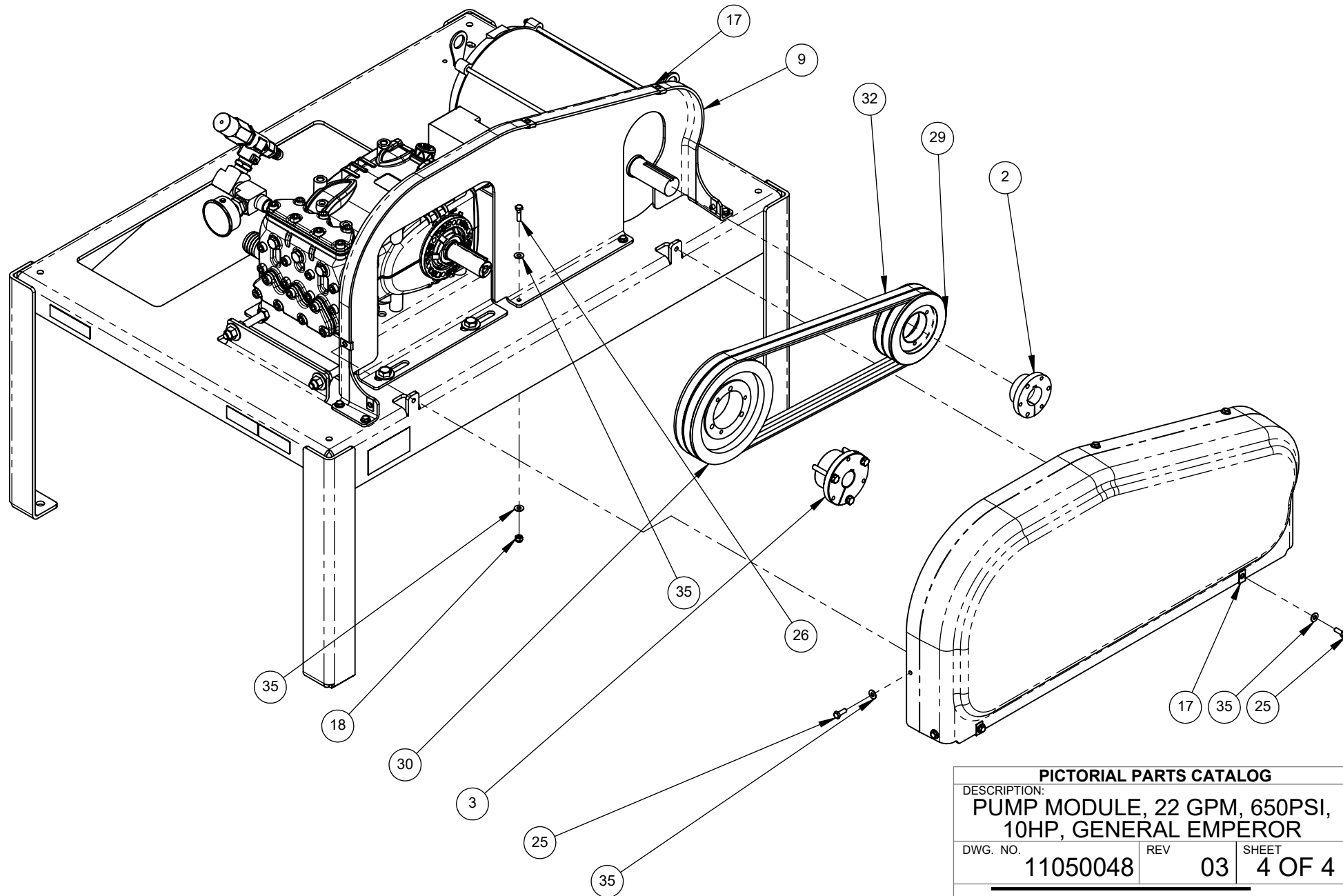
MOTOR MOUNTING  
DETAIL

SEE TABLE FOR MOTOR  
PART NUMBER





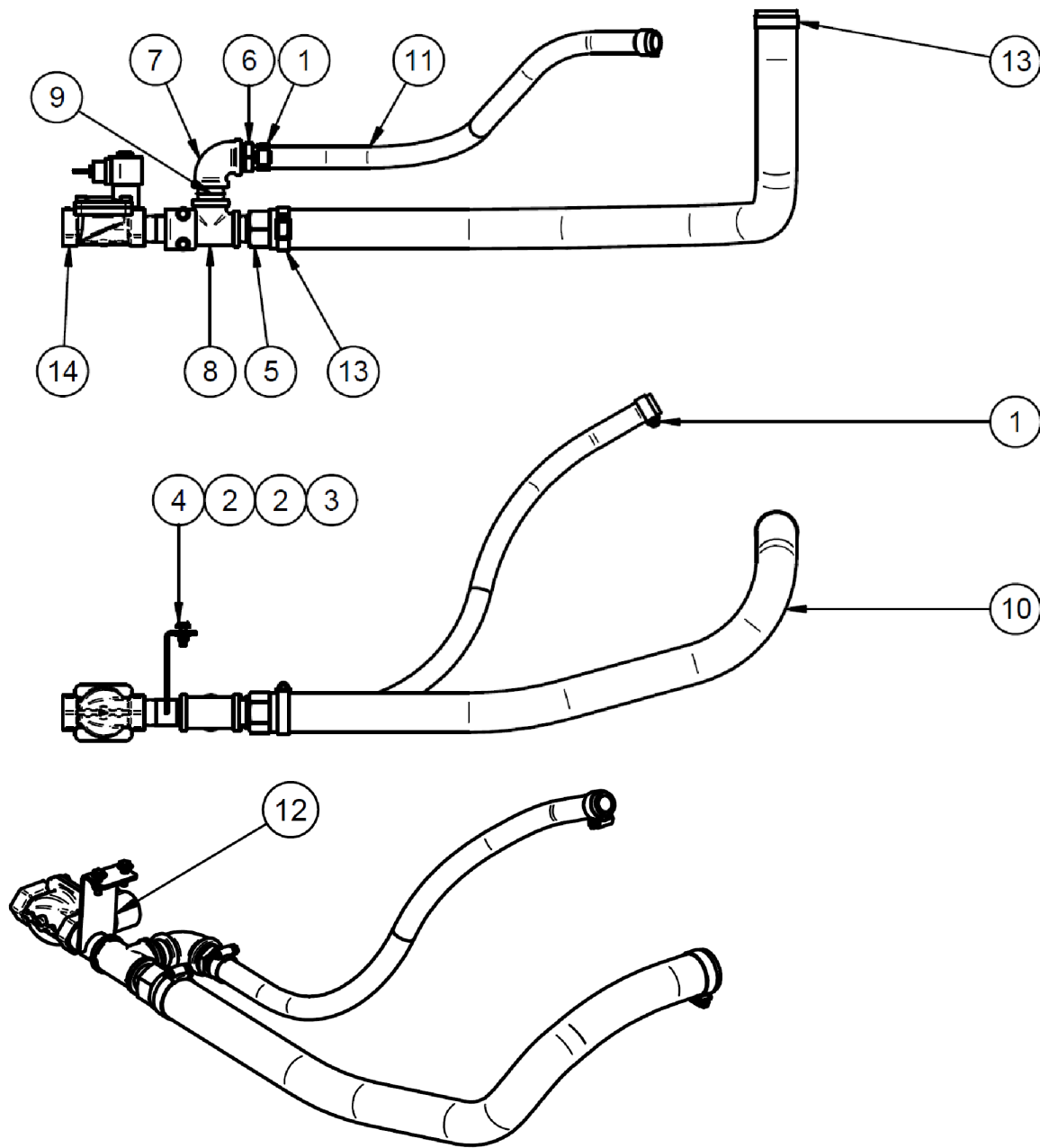
PUMP BRACKET  
MOUNTING DETAIL

PICTORIAL PARTS CATALOG		
DESCRIPTION: PUMP MODULE, 22 GPM, 650PSI, 10HP, GENERAL EMPEROR		
DWG. NO.	REV	SHEET
11050048	03	3 OF 4
 		
<b>VEHICLE WASH SYSTEMS</b> <small>PART OF OPW</small>  COMPANY		



# GUARD AND BELT DRIVE INSTALLATION DETAIL

PICTORIAL PARTS CATALOG		
DESCRIPTION: PUMP MODULE, 22 GPM, 650PSI, 10HP, GENERAL EMPEROR		
DWG. NO.	REV	SHEET
11050048	03	4 OF 4
		
VEHICLE WASH SYSTEMS		
PART OF OPW		ADOVER COMPANY



ITEM	PART #	DESCRIPTION
1	75103	CLAMP,HOSE,#12,.75H,SST
2	71511-FS	WASHER,1/4,FLAT,SST
3	71011-NCS	NUT,1/4-20,HEX,LOCK,SST
4	70110-HCS	SCREW,1/4-20x1.00,HHCS,SST
5	68139-MHB	HOSE-BARB,1-1/2Hx1MNPT,BR
6	68124-MHB	HOSE-BARB,3/4Hx1MNPT,BRS
7	67410-4B	ELBOW,1NPT,90DEG,SC40,BRS
8	67125-4B	TEE,PIPE,1NPT,SC40,BRS
9	67015-4B	NIPPLE,1NPTxCLOSE,SC40,BRS
10	61074	HOSE,WATER,1-1/2ID,200psi,EPDM,36"LONG
11	61030	HOSE,WATER,3/4"ID,200PSI,EPDM-TUBE,36"LONG
12	07020130	BRACKET,WELDED,1"NIPPLE&L-BRKT,SST
13	03330003	HOSE-CLAMP,#28,1-5/16to2-1/4",SST
14	03010021	VALVE,2WAY,NC,1NPT,24VAC,LIQ,BRASS

**PICTORIAL PARTS CATALOG**

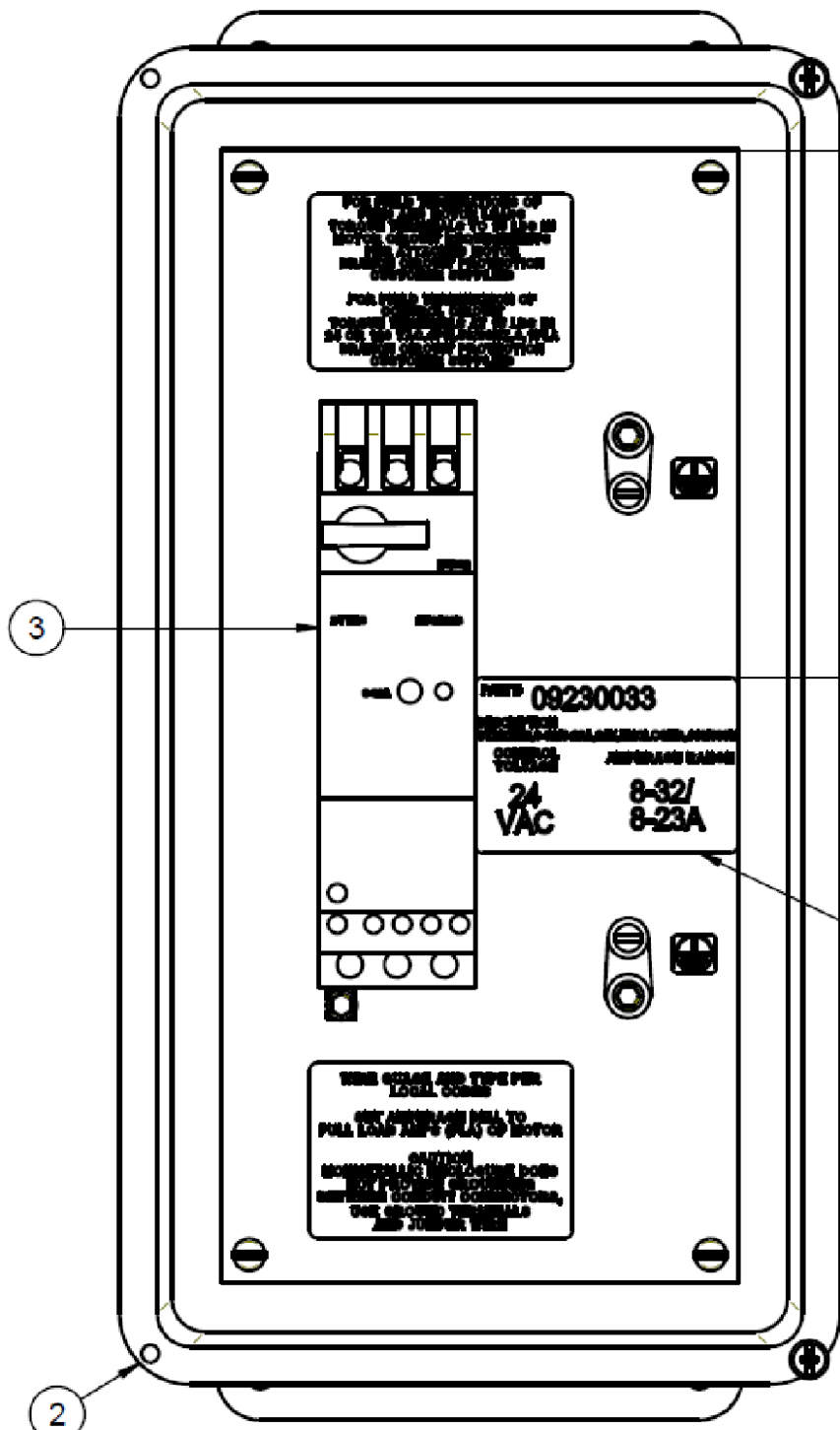
DESCRIPTION:  
**HIGH PRESSURE PUMP MODULE  
 INSTALLATION KIT**

DWG. NO.	REV	SHEET
09100079	02	1 OF 1



**VEHICLE WASH SYSTEMS**

PART OF OPW DOVER COMPANY



ITEM	PART #	DESCRIPTION
2	11010137	CONTROL-BOX, 1BASE, 440/600V, 32/23A, NO-CU
3	04110027	MSP, COMB, MODULE, 8-32A, 24VAC, TESYS-ULINE

<b>PICTORIAL PARTS CATALOG</b>		
DESCRIPTION:		
<b>MOTOR STARTER HIGH PRESSURE PUMP</b>		
DWG. NO.	REV	SHEET
09230033	00	1 OF 1

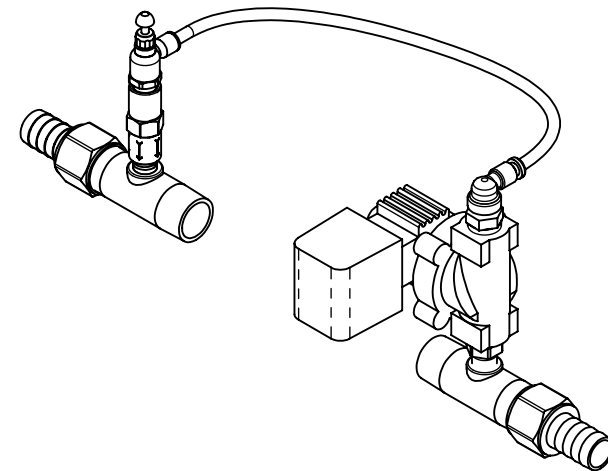
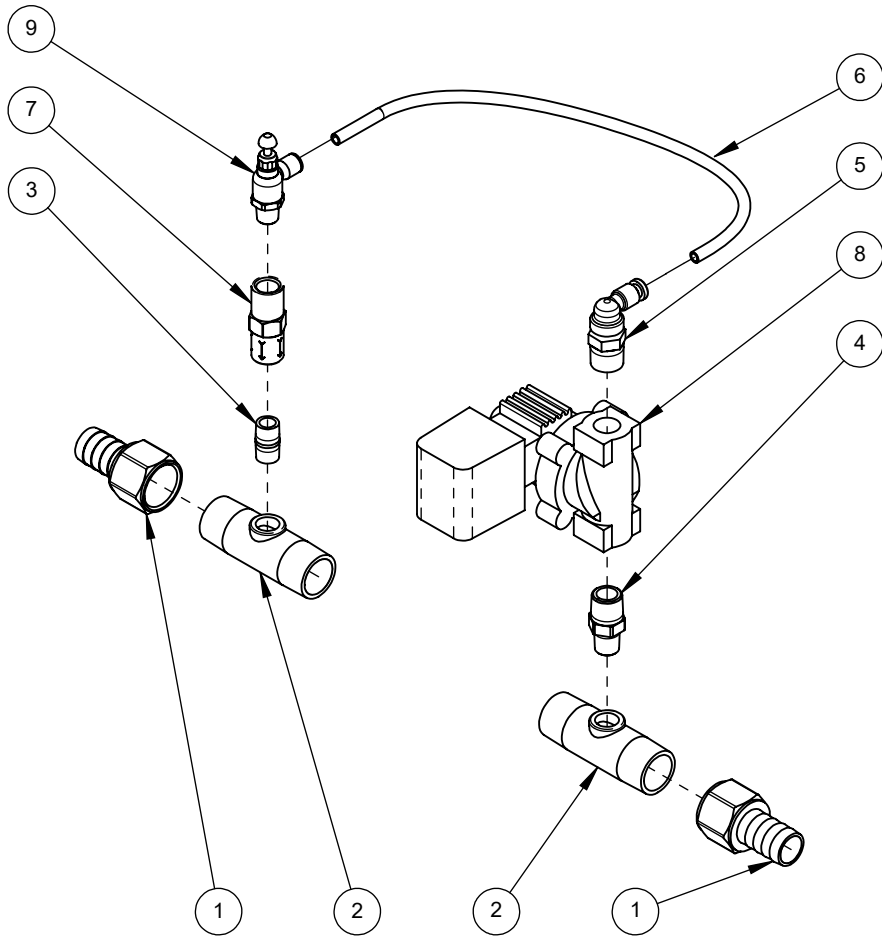



**VEHICLE WASH SYSTEMS**

PART OF OPW A DOVER COMPANY





ITEM	PART #	DESCRIPTION
1	68123-FHB	HOSE-BARB,3/4Hx3/4FNPT,BRS
2	03220238	MANIFOLD,PIPE,3/4x3"LG,SCH40,1/4PORT,SST
3	67011-4B	NIPPLE,1/4NPTxCLOSE,SC40,BRS
4	67054-4B	NIPPLE,HEX,3/8NPTx1/4NPT,BRS
5	24338-PB	TUBE-FTG,ELBOW,1/4Tx3/8NPT,PUSH,BRS
6	23965-NE	TUBING,.25x.04W,NAT-PE
7	03010076	VALVE,CHECK,1/4NPT,5PSI,SST
8	03010110	VALVE,DIAPHRAM,3/8,BRASS,1-150PSI,24VAC
9	21131	VALVE,FLOW-CONTROL,90,1/4Tx1/4MPT




**PICTORIAL PARTS CATALOG**

DESCRIPTION:  
**UNDERCARRIAGE WEEP**

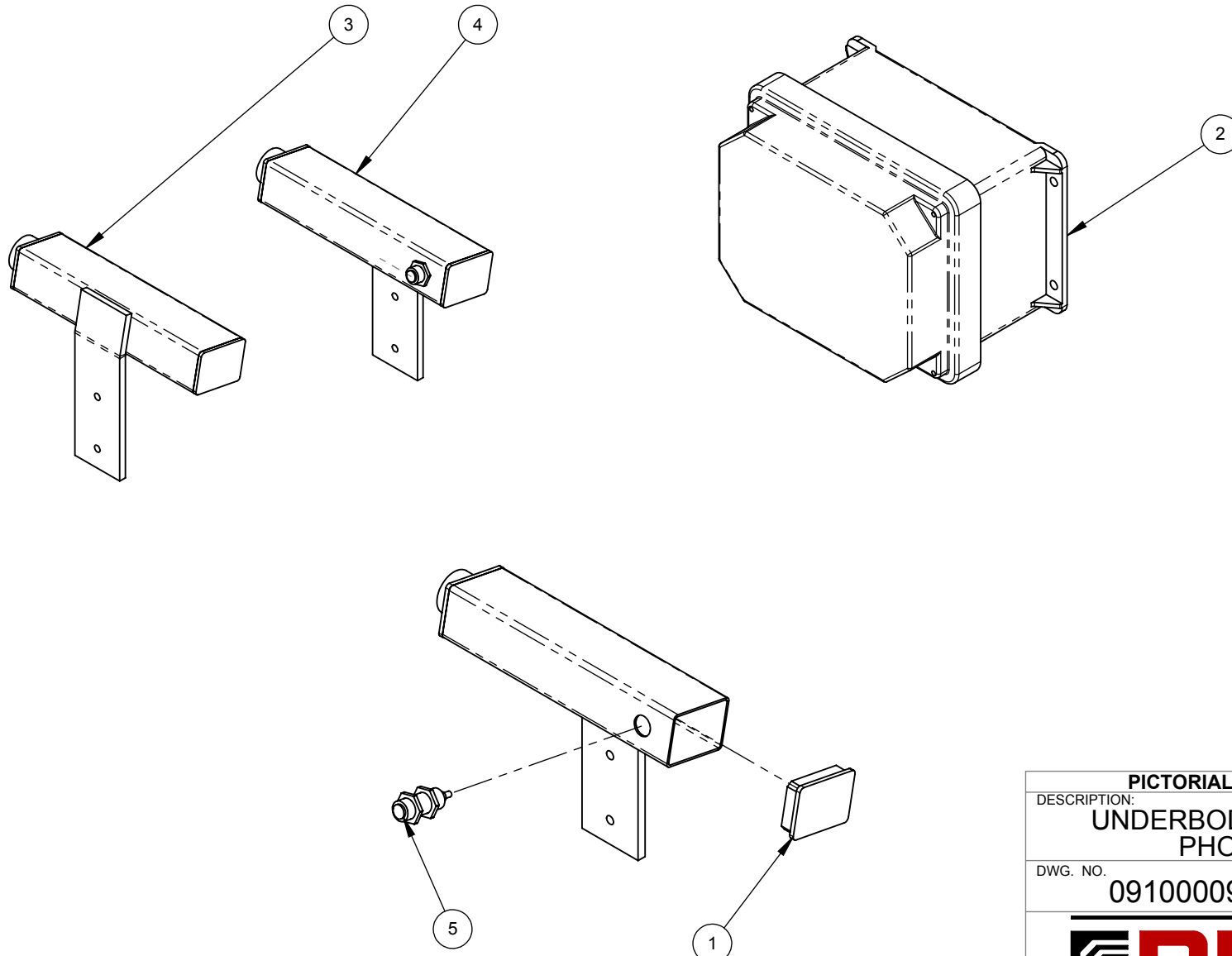
DWG. NO.	REV	SHEET
11350295	00	1 OF 1







**VEHICLE WASH SYSTEMS**

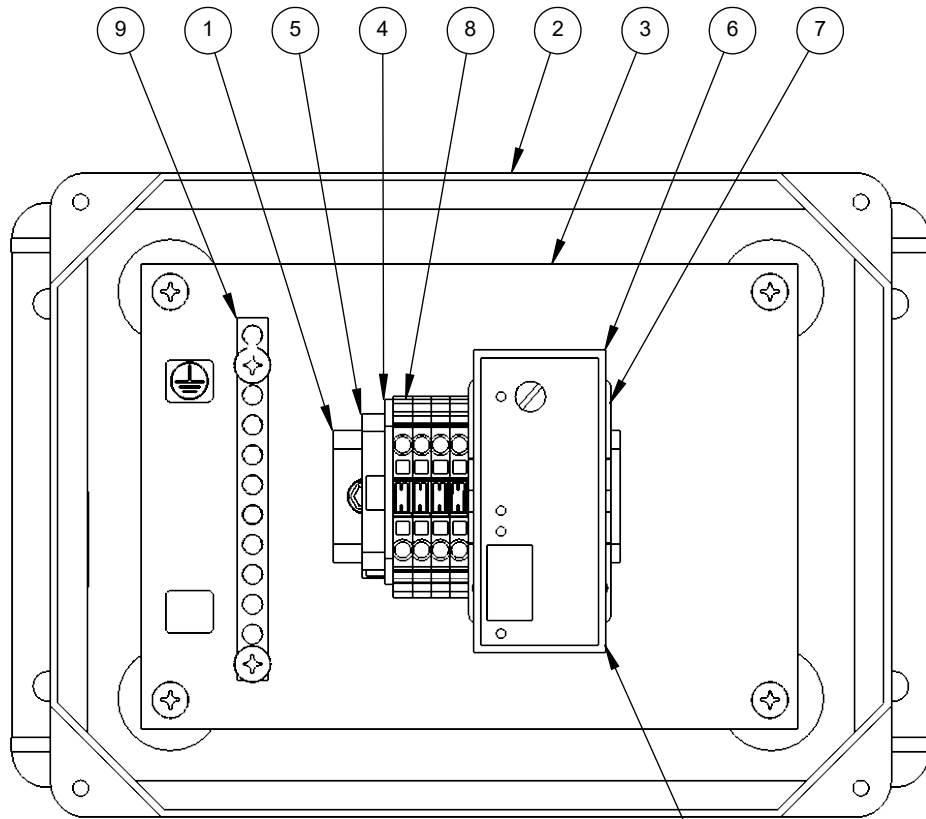
PART OF OPW  COMPANY

ITEM	PART #	DESCRIPTION
1	M690000	CAP, 1-1/2X2, TUBE, UHMW
2	11010275	CONTROL-BOX, DOOR-PACKAGE, BASIC
3	M390004	HOUSING, SENSOR, D/S, UNDERCARRIAGE
4	M390005	HOUSING, SENSOR, P/S, UNDERCARRIAGE
5	93176	PHOTO-EYE, THRU-BEAM, SET, 14MM, CARLO






<b>PICTORIAL PARTS CATALOG</b>		
DESCRIPTION: <b>UNDERBODY ACTIVATION PHOTOEYES</b>		
DWG. NO.	REV	SHEET
09100009	01	1 OF 1
 		
<b>VEHICLE WASH SYSTEMS</b> <small>PART OF OPW  COMPANY</small>		

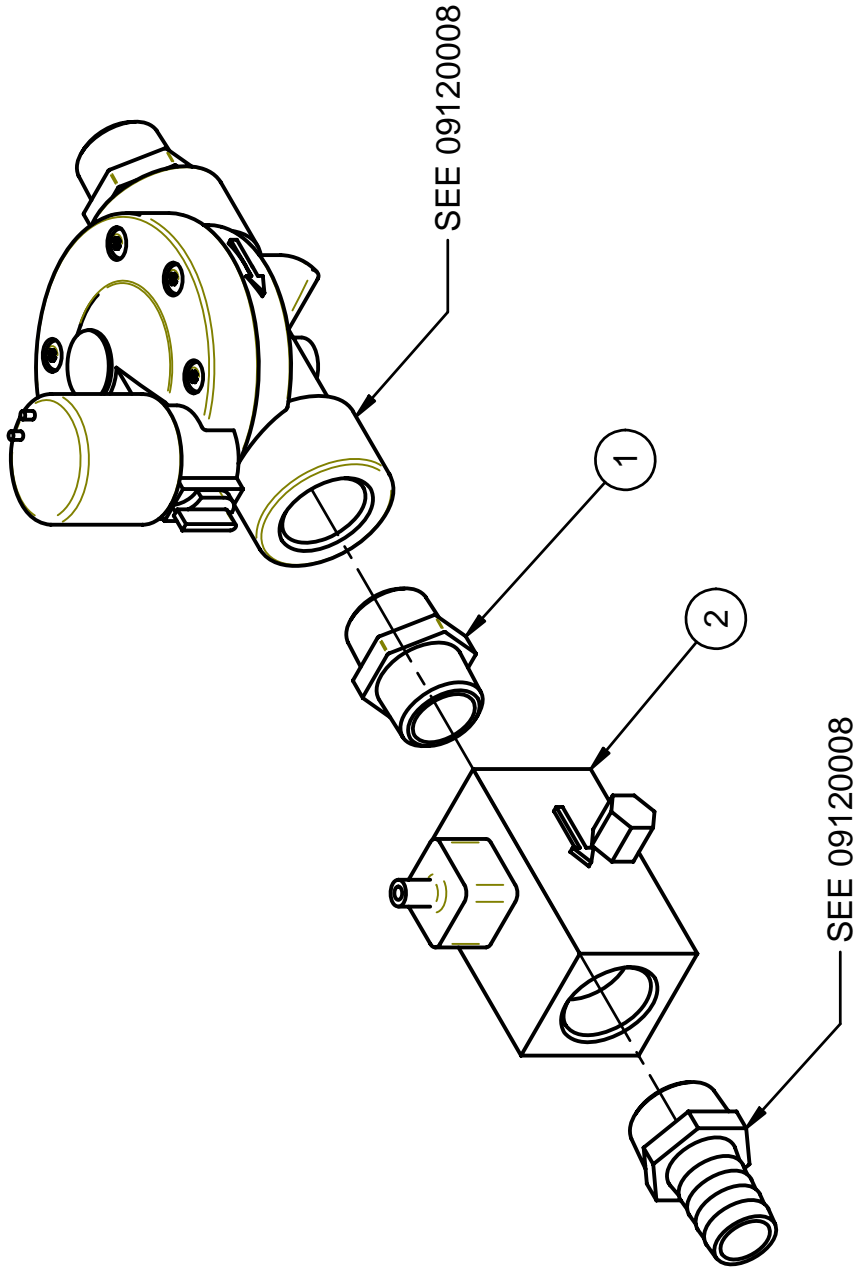
ITEM	PART #	DESCRIPTION
1	36950-3.00	DIN-RAIL, 35mmx3.00", AL
2	04090029	ENCLOSURE, 8x6x6, FBRGL, NEMA4X
3	04090019	ENCLOSURE, PANEL, 152X124X2mm, ALUMINUM
4	36606	END-PLATE, FRONT, 2P, PLST, 280-331
5	36650	END-STOP, 6mm, PLST, GRAY, 249-116
6	93194	PHOTO-EYE, AMP, 24VAC, 10A, SPDT, 11PIN
7	04060003	RELAY-SOCKET, 11-PIN CIRC, 300VAC, 10A
8	36506	TERMINAL-BLK, 26-12GA, 2P, PLST, 280-601
9	04100046	TERMINAL-BLOCK, GND-BAR, 9P, 8-14AWG, 225A



COVER REMOVED

SET PHOTO AMP DIAL TO AUTO. SET DIP SWITCHES TO OFF.

<b>PICTORIAL PARTS CATALOG</b>		
DESCRIPTION: <b>DOOR CONTROL BOX</b>		
DWG. NO.	REV	SHEET
11010275	03	1 OF 1
 		
<b>VEHICLE WASH SYSTEMS</b> <small>PART OF OPW  COMPANY</small>		



**PDQ**<sup>®</sup> PDD MANUFACTURING, INC.  
De Pere, WI  
A FORTRESS COMPANY

TITLE: RUST INHIBITOR TANDEM

DRAWING: 09120010 REV: 00 SHEET: 1 OF 1

ITEM	PART #	DESCRIPTION
1	67060-4N	NIPPLE, HEX, 3/4NPT, NYL
2	03150016	INJECTOR, .185-.375, BRS., .75FPT, TIP


PICTORIAL PARTS CATALOG - CONFIDENTIAL

# ***PROTOUCH*** ***TANDEM***

## Signs

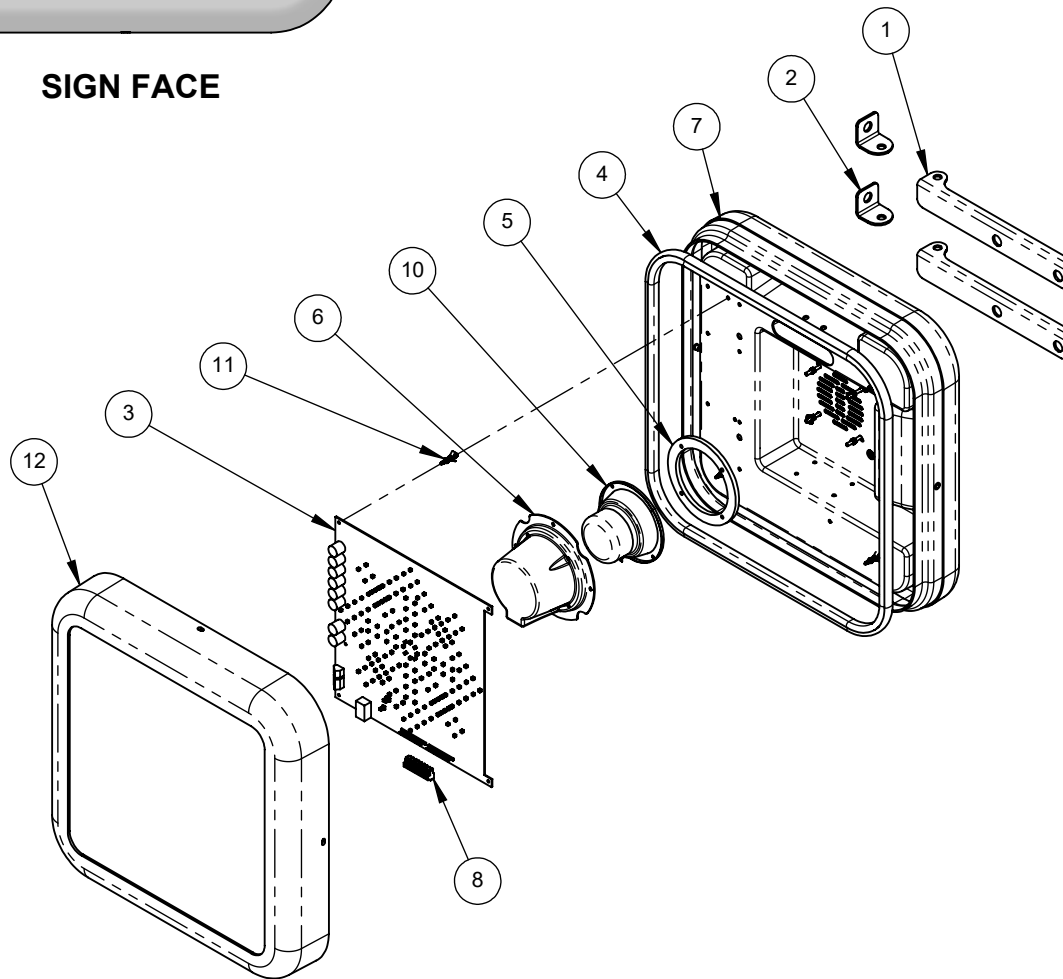
---





SIGN FACE

ITEM	PART #	DESCRIPTION
1	06140439	BRACKET,SIGN,INBAY/CONFIRM,NON-ADJ,SIGN
2	06140449	BRACKET,SIGN,INBAY/CONFIRM,NON-ADJ,WALL
3	04580021	CIRCUIT-BOARD,COMMON-SMART-SIGN,COMPLETE
4	06070030	GASKET,HOUSING,ENTRANCE-SIGN,NPRN
5	06070053	GASKET,SPEAKER-ADAPTER,SBR
6	06050117	HOUSING,SPEAKER,PLSTC,COMMON
7	06240289	PANEL,SIGN,18x18,MOLDED,BACK,IN-BAY
8	04560016	PLUG,PCB,9PIN,5mm,250V/10A,14-24AWG,GRN
9	06420121	SIGN-FACE,IN-BAY,BASIC,LASERWASH
10	04550005	SPEAKER-W/CABLE,INBAY-SIGN
11	05130025	STAND-OFF,SNAP-IN,PCB-MT,INBAY/CONFIRM
12	06420208	SIGN-FACE,IN-BAY,BASIC,TDM,PROTOUCH



**PICTORIAL PARTS CATALOG**

DESCRIPTION:  
**INBAY INSTRUCTION SIGN**

DWG. NO.	REV	SHEET
09020063	10	1 OF 1

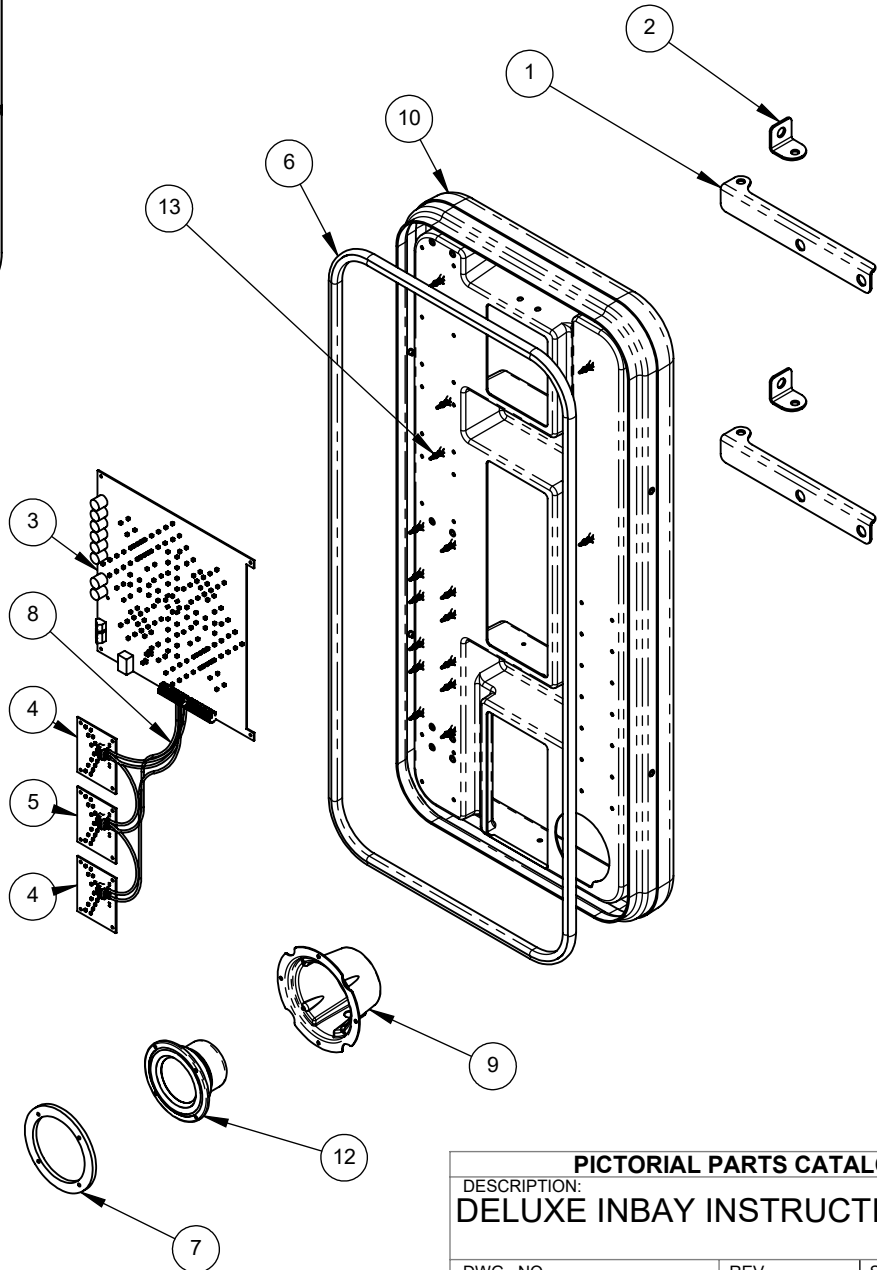
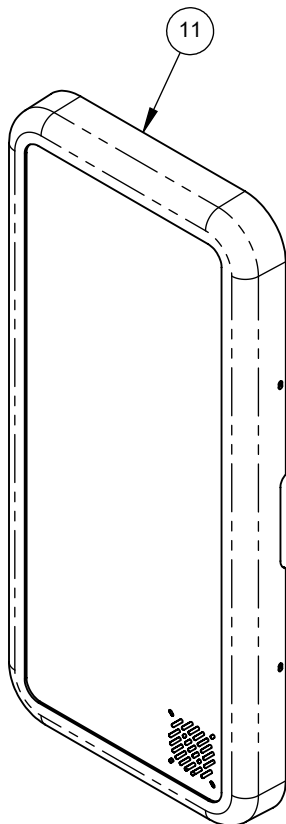
**PDQ**  
VEHICLE WASH SYSTEMS

PART OF OPW COMPANY

ITEM	PART #	DESCRIPTION
1	06140439	BRACKET,SIGN,INBAY/CONFIRM,NON-ADJ,SIGN
2	06140449	BRACKET,SIGN,INBAY/CONFIRM,NON-ADJ,WALL
3	04580021	CIRCUIT-BOARD,COMMON-SMART-SIGN,COMPLETE
4	04580027	CIRCUIT-BOARD,LED,CHEVRON,GREEN
5	04580028	CIRCUIT-BOARD,LED,CHEVRON,RED
6	06070029	GASKET,HOUSING,IN-BAY-SIGNS,NPRN
7	06070053	GASKET,SPEAKER-ADAPTER,SBR
8	04080077	HARNESS,SIGN,IN-BAY,LWM5
9	06050117	HOUSING,SPEAKER,PLSTC,COMMON
10	06240060	PANEL,SIGN,18x39,MOLDED,BACK,IN-BAY/CONF
11	06420209	SIGN-FACE,IN-BAY,DLX,PROTOUCH,ENG
12	04550005	SPEAKER-W/CABLE,INBAY-SIGN
13	05130025	STAND-OFF,SNAP-IN,PCB-MT,INBAY/CONFIRM



SIGN FACE



**PICTORIAL PARTS CATALOG**  
 DESCRIPTION:  
**DELUXE INBAY INSTRUCTION SIGN**

DWG. NO. **09020119**    REV **10**    SHEET **1 OF 1**



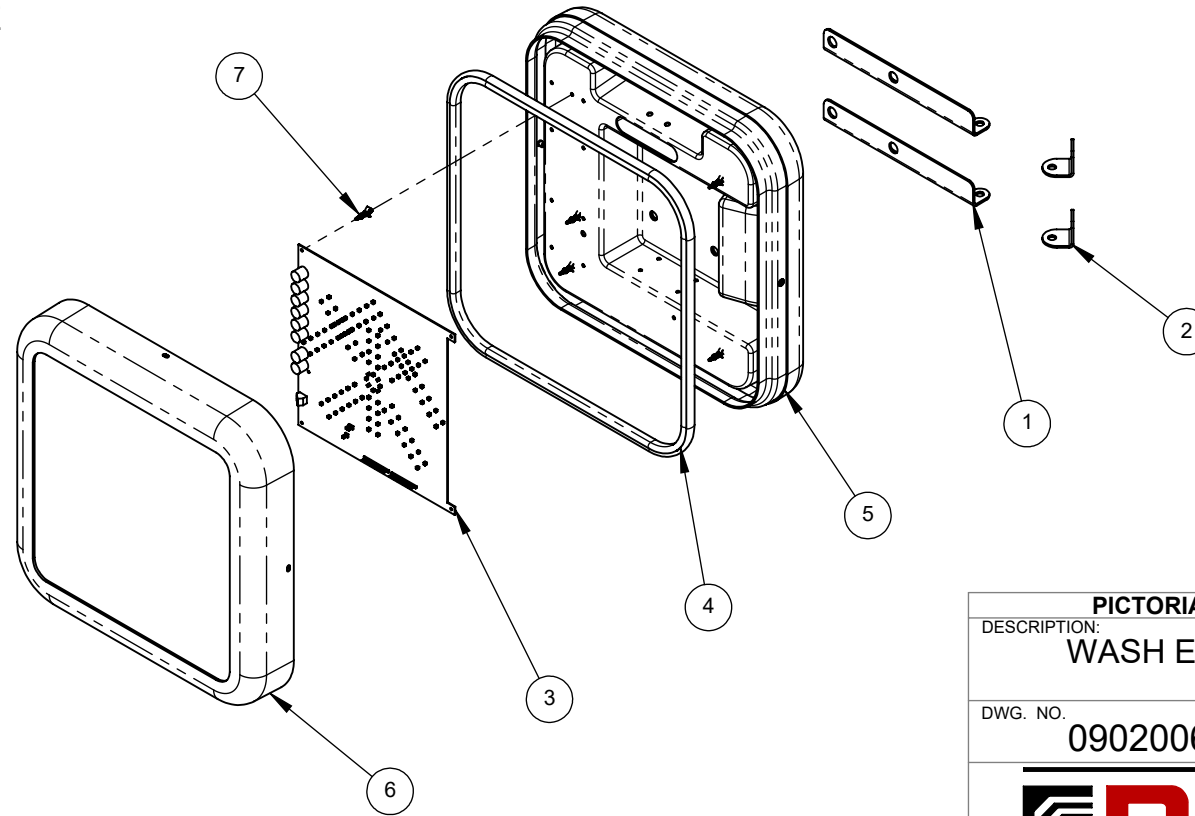
DOVER COMPANY








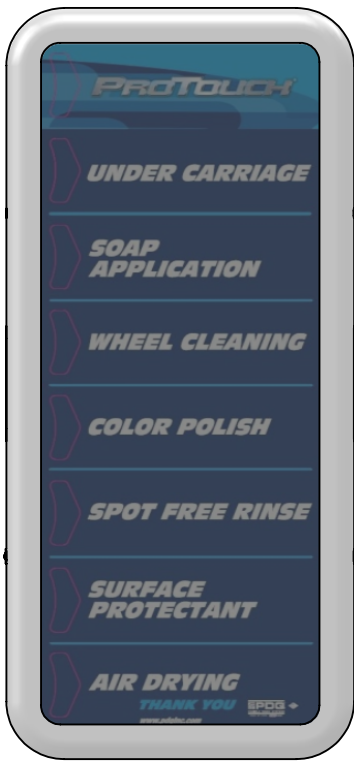
SIGN FACE

ITEM	PART #	DESCRIPTION
1	06140439	BRACKET,SIGN,INBAY/CONFIRM,NON-ADJ,SIGN
2	06140449	BRACKET,SIGN,INBAY/CONFIRM,NON-ADJ,WALL
3	04580031	CIRCUIT-BOARD,ENTRANCE-SIGN,COMPLETE
4	06070030	GASKET,HOUSING,ENTRANCE-SIGN,NPRN
5	06240061	PANEL,SIGN,18x18,MOLDED,BACK,ENTRANCE
6	06420207	SIGN-FACE,ENTRANCE,TANDEM,PROTOUCH
7	05130025	STAND-OFF,SNAP-IN,PCB-MT,INBAY/CONFIRM

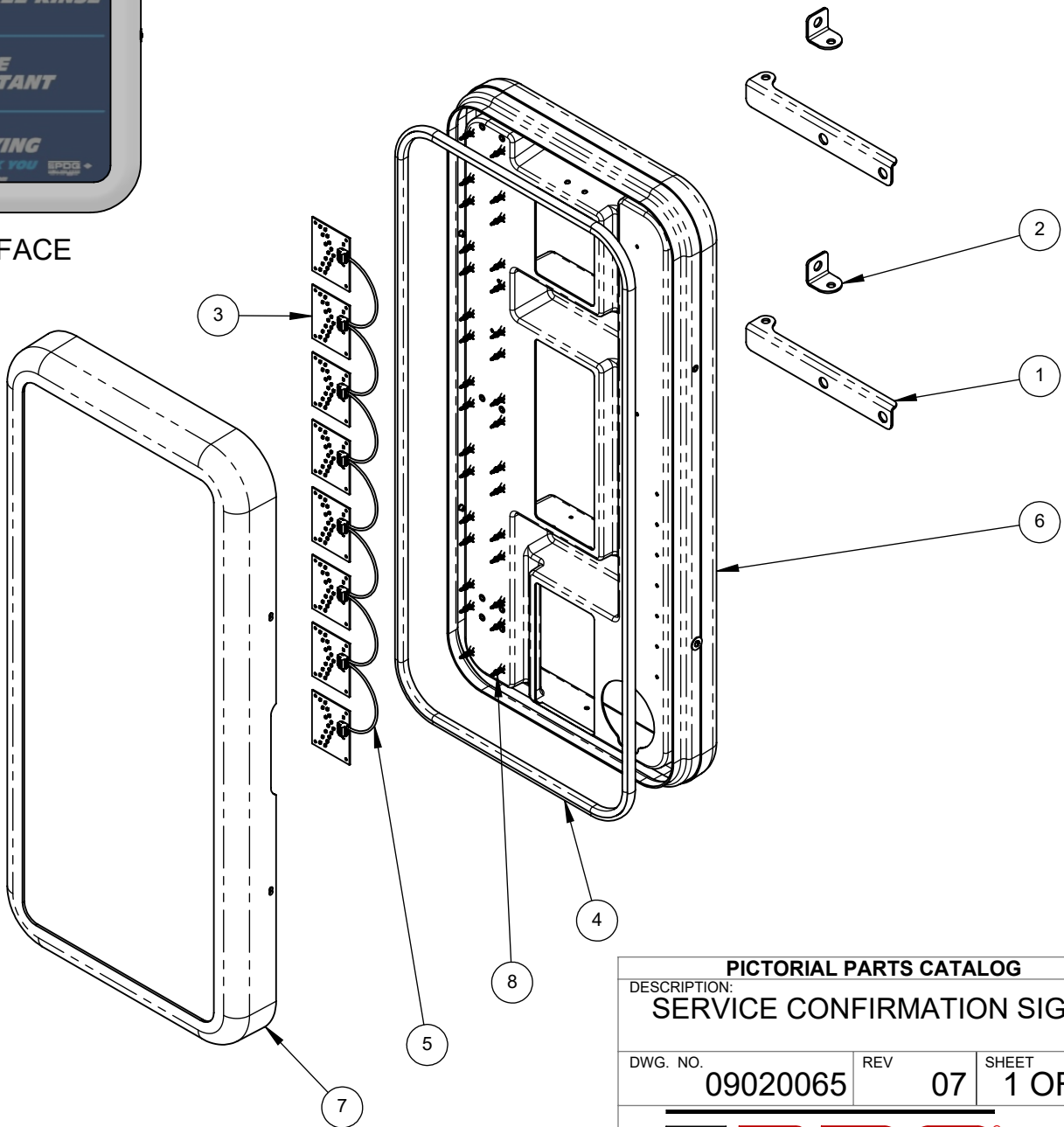


PICTORIAL PARTS CATALOG		
DESCRIPTION: <b>WASH ENTRANCE SIGN</b>		
DWG. NO. <b>09020064</b>	REV <b>05</b>	SHEET <b>1 OF 1</b>
		
		

ITEM	PART #	DESCRIPTION
1	06140439	BRACKET,SIGN,INBAY/CONFIRM,NON-ADJ,SIGN
2	06140449	BRACKET,SIGN,INBAY/CONFIRM,NON-ADJ,WALL
3	04580027	CIRCUIT-BOARD,LED,CHEVRON,GREEN
4	06070029	GASKET,HOUSING,IN-BAY-SIGNS,NPRN
5	04080078	HARNES,SIGN,CONFIRMATION,LWM5
6	06240060	PANEL,SIGN,18x39,MOLDED,BACK,IN-BAY/CONF
7	06420210	SIGN-FACE,CONFIRM,PROTOUCH,ENGLISH
8	05130025	STAND-OFF,SNAP-IN,PCB-MT,INBAY/CONFIRM



SIGN FACE



**PICTORIAL PARTS CATALOG**

DESCRIPTION:  
**SERVICE CONFIRMATION SIGN**



DWG. NO.	REV	SHEET
09020065	07	1 OF 1



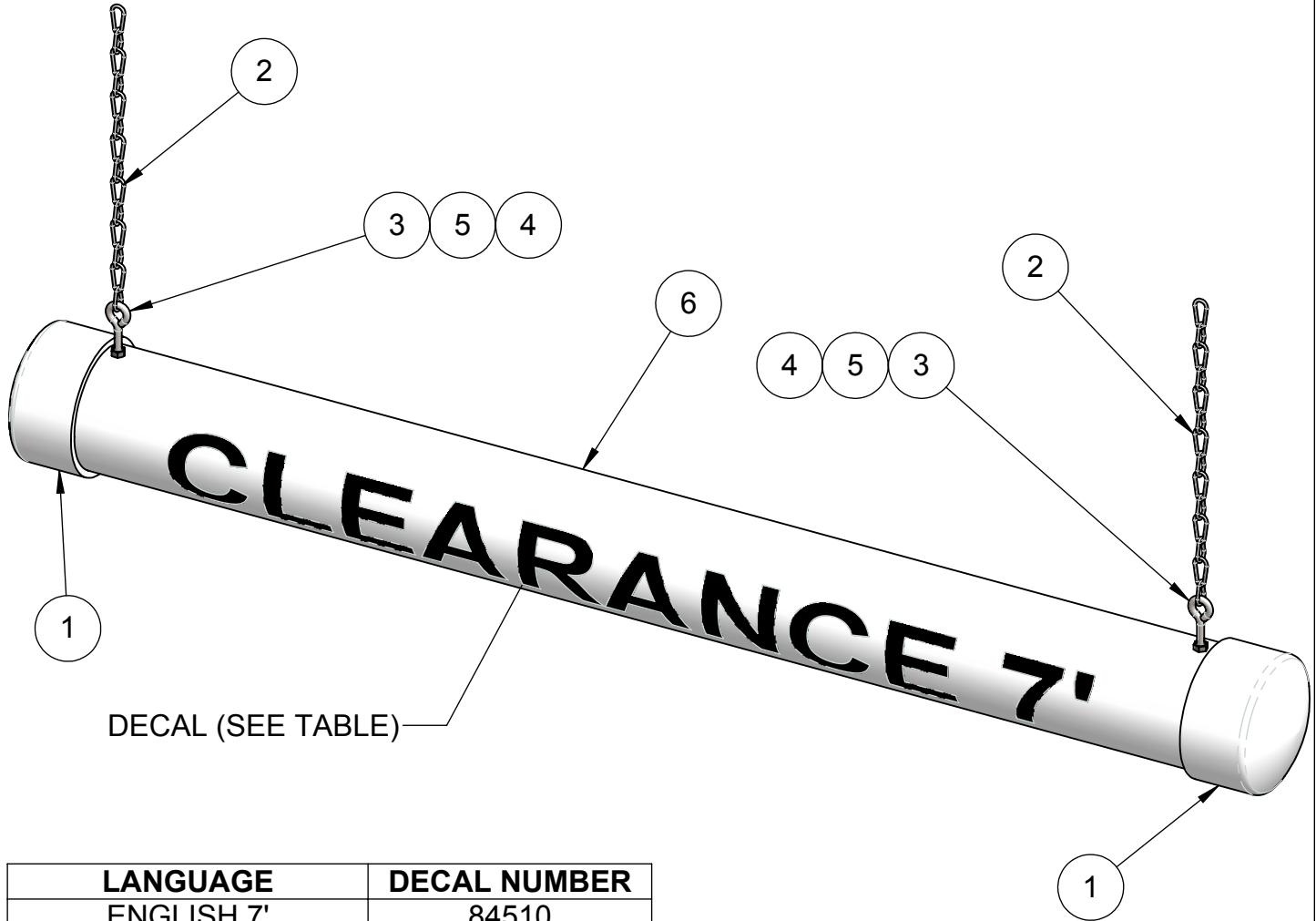

VEHICLE WASH SYSTEMS

PART OF OPW 



<b>PICTORIAL PARTS CATALOG</b>		
DESCRIPTION: <b>OPERATING INSTRUCTION SIGN</b>		
DWG. NO.	REV	SHEET
09020185	08	1 OF 1
 <b>VEHICLE WASH SYSTEMS</b>		
PART OF OPW		

ITEM	PART #	DESCRIPTION
1	69300-4P	CAP,4,SLIP,SCH40,PVC
2	18220	CHAIN 3/32 DOUBLE LOOP COIL
3	78108	EYEBOLT 1/4"-20THR 2"L GALV E-3 W/S HOOK
4	71011-NCS	NUT,1/4-20,HEX,LOCK,SST
5	71011-HCS	NUT,1/4-20,HEX,SST
6	M540085	PIPE,RND,4xSCH40x47.50,PVC,W/HOLES



DECAL (SEE TABLE)

LANGUAGE	DECAL NUMBER
ENGLISH 7'	84510
SPANISH	84511
FRENCH-CANADIAN	84512
KOREAN	84513
ENGLISH 2.1M	84514
NORWAY OR SWEDEN	02030385
SLOVAK	M450024
PORTUGUESE	02030004
GERMAN	02030009
FRENCH	02030010
ICELANDIC	02030156
ITALIAN	02030179
FINNISH	02030026
GREEK	02030198
FRENCH 2.10 M	02030225
MONTENEGRIN 2.10	02030236
ENGLISH, UP TO 7'-6"	84510,02030923

PICTORIAL PARTS CATALOG		
DESCRIPTION: CLEARANCE SIGN-TUBE STYLE, NON LIGHTED, HANGING		
DWG. NO. 09020275	REV 00	SHEET 1 OF 1
		
VEHICLE WASH SYSTEMS		
PART OF OPW		DOVER COMPANY

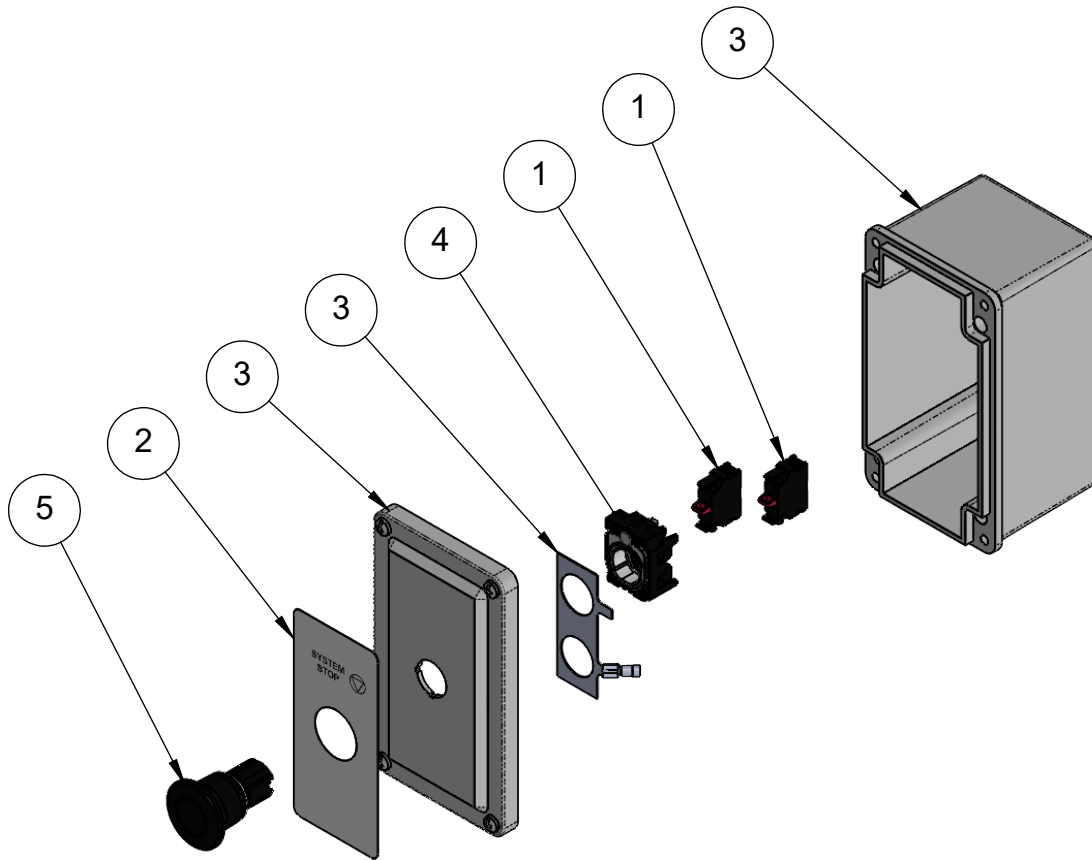
# ***PROTOUCH*** **TANDEM**



Bay Equipment

---

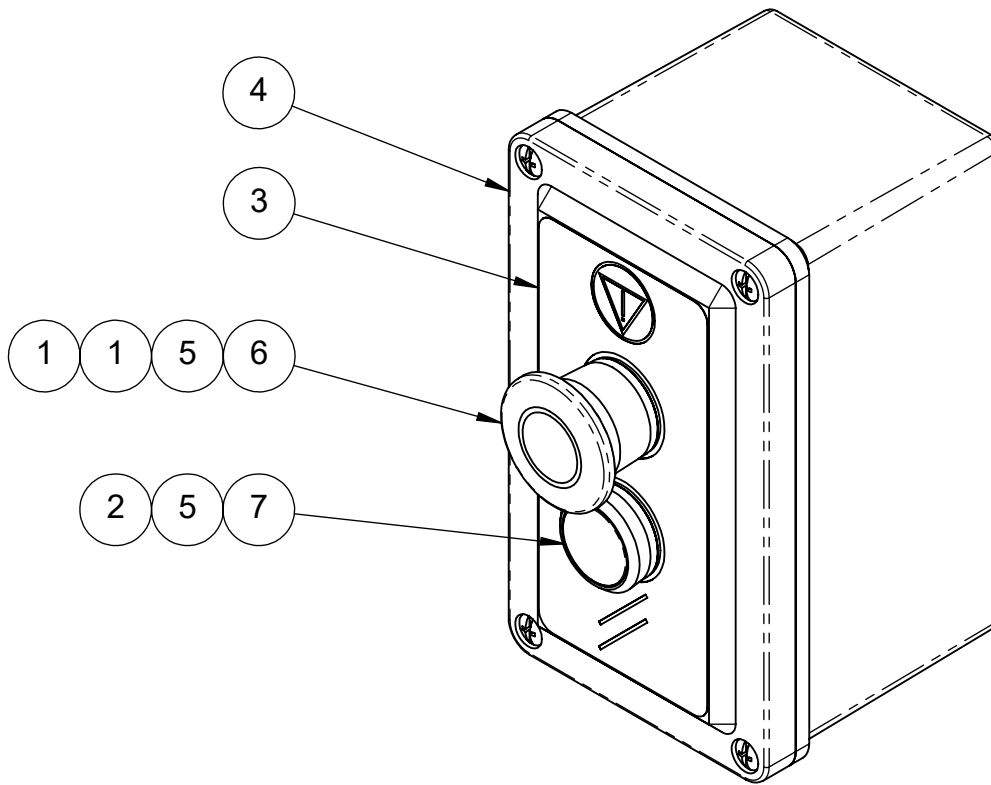




ITEM	PART #	DESCRIPTION
1	04010011	CONTACT-BLOCK,PUSHBUTTON,1-NC
2	02030146	DECAL,SYSTEM-STOP,2.50x5.25,VINYL
3	04090090	ENCLOSURE,1-HOLE,PB,FGL,22mm-HOLE
4	04040048	HOLDER,CONTACT,BLOCK,3-POSITION
5	04040046	SWITCH,PUSH-PULL,MAINTAINED,22MM,BLK



<b>PICTORIAL PARTS CATALOG</b>		
DESCRIPTION: <b>SYSTEM STOP PUSH BUTTON</b>		
DWG. NO.	REV	SHEET
11010113	03	1 OF 1
 <b>VEHICLE WASH SYSTEMS</b>		
<small>PART OF OPW</small>		<small>DOVER COMPANY</small>

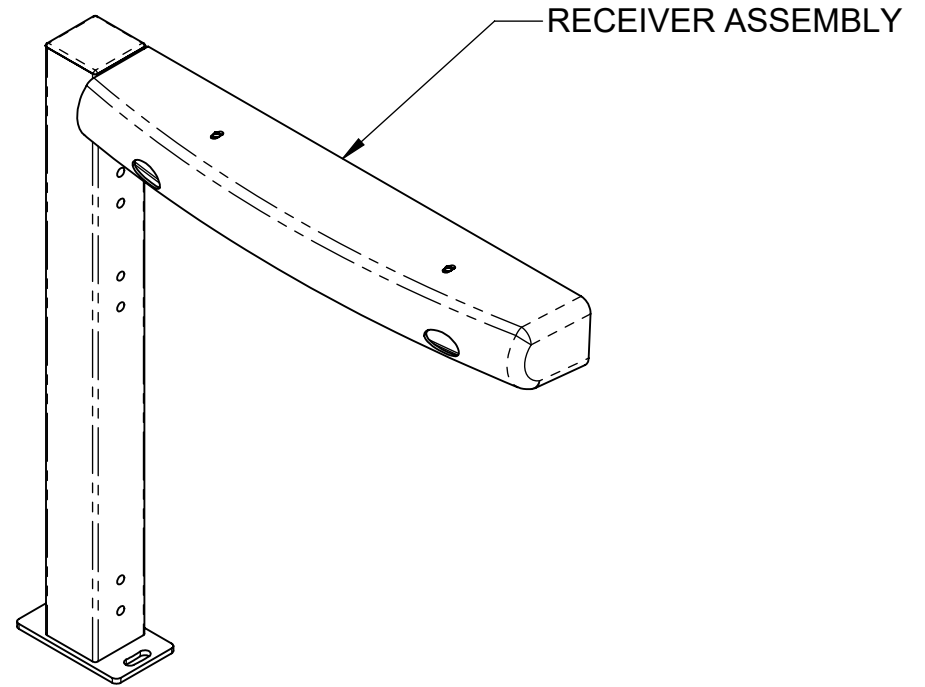
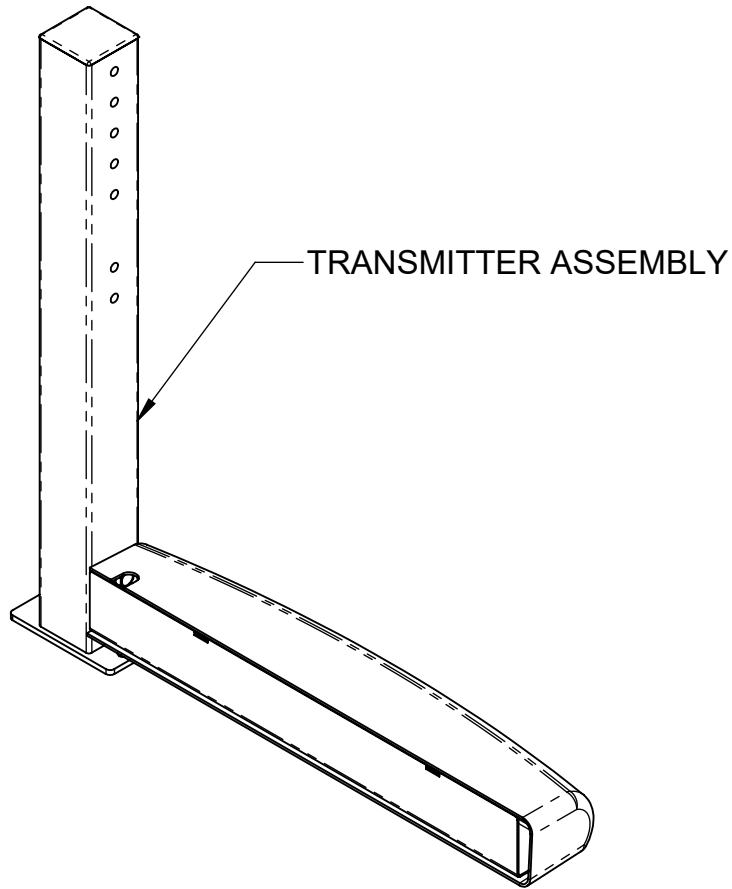
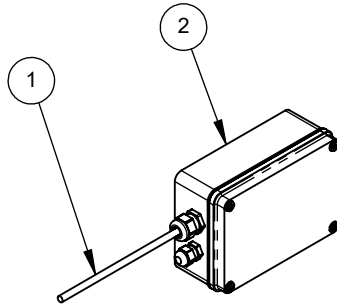
ITEM	PART #	DESCRIPTION
1	04010011	CONTACT-BLOCK,PUSHBUTTON,1-NC
2	04010012	CONTACT-BLOCK,PUSHBUTTON,1-NO
3	02030338	DECAL,EMERGENCY-STOP,RESET
4	04090046	ENCLOSURE,2HOLE,PB,FGL,NEMA4X
5	04040048	HOLDER,CONTACT,BLOCK,3-POSITION
6	04040047	SWITCH,PUSH-PULL,MAINTAINED,22MM,RED
7	04040045	SWITCH,PUSHBUTTON,22MM,MOMENTARY,BLUE






<b>PICTORIAL PARTS CATALOG</b>		
DESCRIPTION: <b>SYSTEM STOP WITH RESET</b>		
DWG. NO.	REV	SHEET
11010173	04	1 OF 1
 <b>VEHICLE WASH SYSTEMS</b>		
<small>PART OF OPW</small>		<small>A DOVER COMPANY</small>

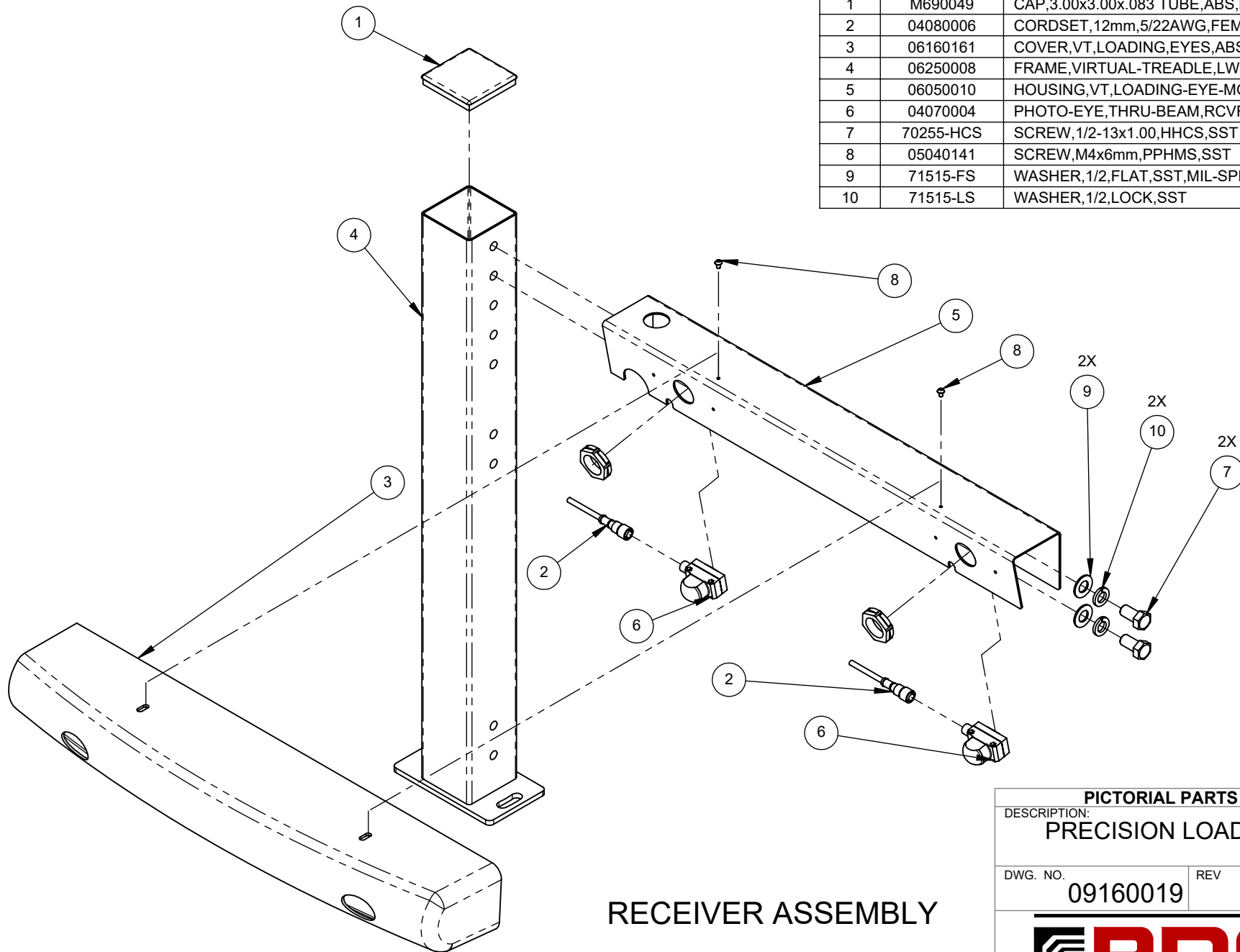


ITEM	PART #	DESCRIPTION
1	04080287	HARNESS,LOADING-EYES-J-BOX-TO-BRIDGE,LW
2	11010136	JUNCTION-BOX,PARKING,EYES,LASERWASH



<b>PICTORIAL PARTS CATALOG</b>		
DESCRIPTION: <b>PRECISION LOADING EYES</b>		
DWG. NO.	REV	SHEET
09160019	00	1 OF 3
 		
<b>VEHICLE WASH SYSTEMS</b> <small>PART OF OPW  COMPANY</small>		

ITEM	PART #	DESCRIPTION
1	M690049	CAP,3.00x3.00x.083 TUBE,ABS,BLK
2	04080006	CORDSET,12mm,5/22AWG,FEM,60',PVC
3	06160161	COVER,VT,LOADING,EYES,ABS
4	06250008	FRAME,VIRTUAL-TREADLE,LW4K,ULTRASONIC
5	06050010	HOUSING,VT,LOADING-EYE-MOUNT,SST
6	04070004	PHOTO-EYE,THRU-BEAM,RCVR,30mm,BANNER-QS
7	70255-HCS	SCREW,1/2-13x1.00,HHCS,SST
8	05040141	SCREW,M4x6mm,PPHMS,SST
9	71515-FS	WASHER,1/2,FLAT,SST,MIL-SPEC
10	71515-LS	WASHER,1/2,LOCK,SST



RECEIVER ASSEMBLY

**PICTORIAL PARTS CATALOG**

DESCRIPTION:  
**PRECISION LOADING EYES**

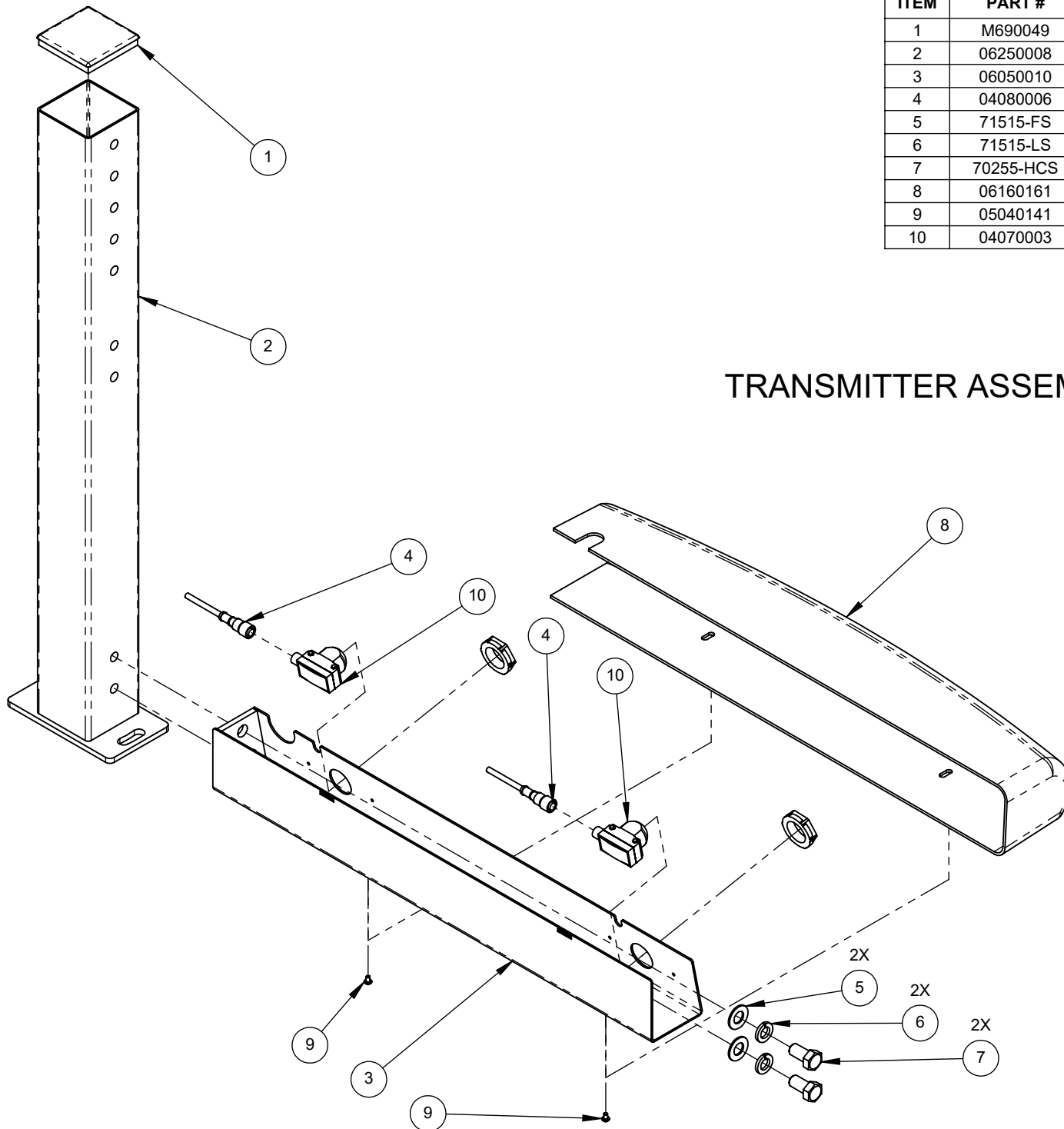
DWG. NO.	REV	SHEET
09160019	00	2 OF 3




**PDQ**  
VEHICLE WASH SYSTEMS

PART OF OPW **ADOVER** COMPANY

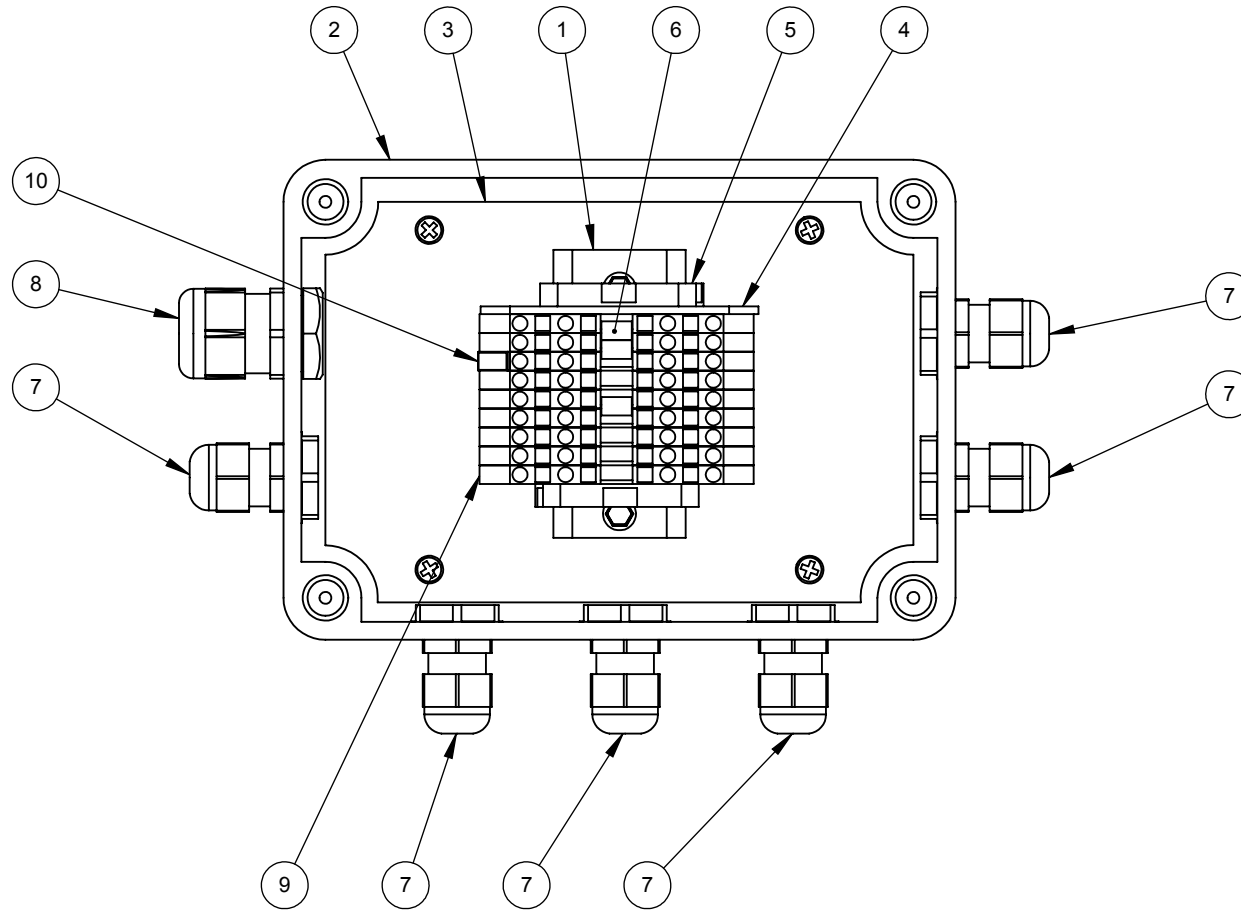
ITEM	PART #	DESCRIPTION
1	M690049	CAP,3.00x3.00x.083 TUBE,ABS,BLK
2	06250008	FRAME,VIRTUAL-TREADLE,LW4K,ULTRASONIC
3	06050010	HOUSING,VT,LOADING-EYE-MOUNT,SST
4	04080006	CORDSET,12mm,5/22AWG,FEM,60',PVC
5	71515-FS	WASHER,1/2,FLAT,SST,MIL-SPEC
6	71515-LS	WASHER,1/2,LOCK,SST
7	70255-HCS	SCREW,1/2-13x1.00,HHCS,SST
8	06160161	COVER,VT,LOADING,EYES,ABS
9	05040141	SCREW,M4x6mm,PPHMS,SST
10	04070003	PHOTO-EYE,THRU-BEAM,XMTR,30mm,BANNER-QS




### TRANSMITTER ASSEMBLY



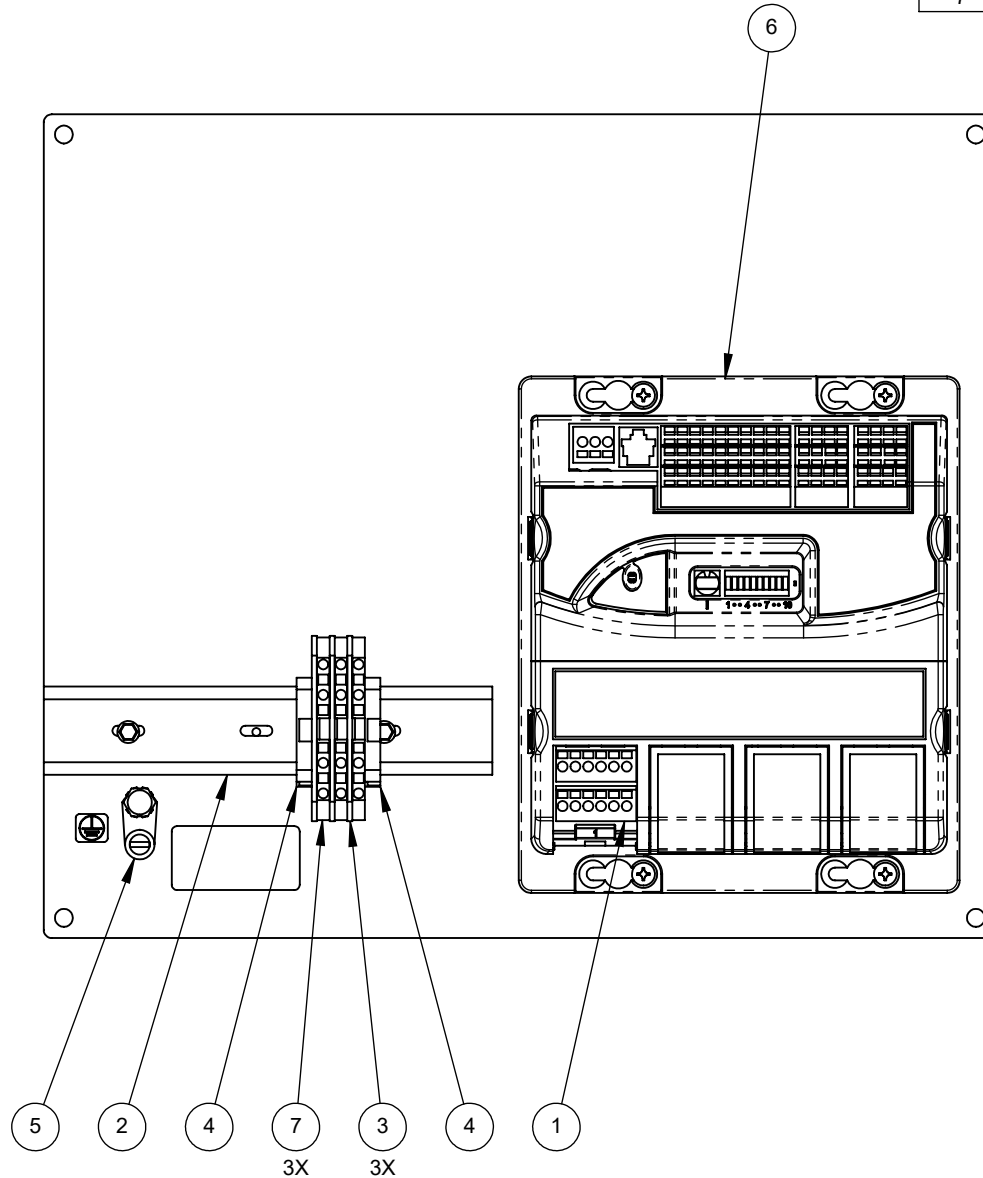
<b>PICTORIAL PARTS CATALOG</b>		
DESCRIPTION: <b>PRECISION LOADING EYES</b>		
DWG. NO.	REV	SHEET
09160019	00	3 OF 3
 		
<b>VEHICLE WASH SYSTEMS</b> <small>PART OF OPW  COMPANY</small>		

ITEM	PART #	DESCRIPTION
1	36950-3.00	DIN-RAIL,35mmx3.00",AL
2	04090088	ENCLOSURE,5X7X3,POLYCARB,TANDEM
3	04090089	ENCLOSURE-PANEL,5X7,ALUMINUM,TANDEM
4	36607	END PLATE,FRONT,4P,280-317,ORANGE
5	36650	END-STOP,6mm,PLST,GRAY,249-116
6	36800	JUMPER,INSULATED,GRAY
7	04450024	STRAIN-RELIEF,.138-.315",W/LOCKNUT,NYLON
8	04450016	STRAIN-RELIEF,M20,.276-.512",PLSTC
9	36507	TERMINAL-BLK,26-14GA,4P,GRAY
10	04100066	TERMINAL-MARKER,PARKING-EYES,LASERWASH



PICTORIAL PARTS CATALOG		
DESCRIPTION: <b>PARKING EYES JUNCTION BOX</b>		
DWG. NO.	REV	SHEET
11010136	02	1 OF 1
 		
<b>VEHICLE WASH SYSTEMS</b> <small>PART OF OPW  COMPANY</small>		


ITEM	PART #	DESCRIPTION
1	04580019	CIRCUIT-BOARD,OUTPUT,5-RELAY,6A
2	36950-7.00	DIN-RAIL,35mmX10.5mmX1M,AL
3	36607	END PLATE,FRONT,4P,280-317,ORANGE
4	36650	END-STOP,6mm,PLST,GRAY,249-116
5	34900	LUG,GROUNDING,14-4GA,COPPER
6	11010052	NODE,I/O-MODULE,10IN,20OUT,4US,2SERIAL
7	36507	TERMINAL-BLK,26-14GA,4P,GRAY



**PICTORIAL PARTS CATALOG**

DESCRIPTION:  
**WASH-ACTIV,CONTROL-BOX,UN-PROGRAMMED**

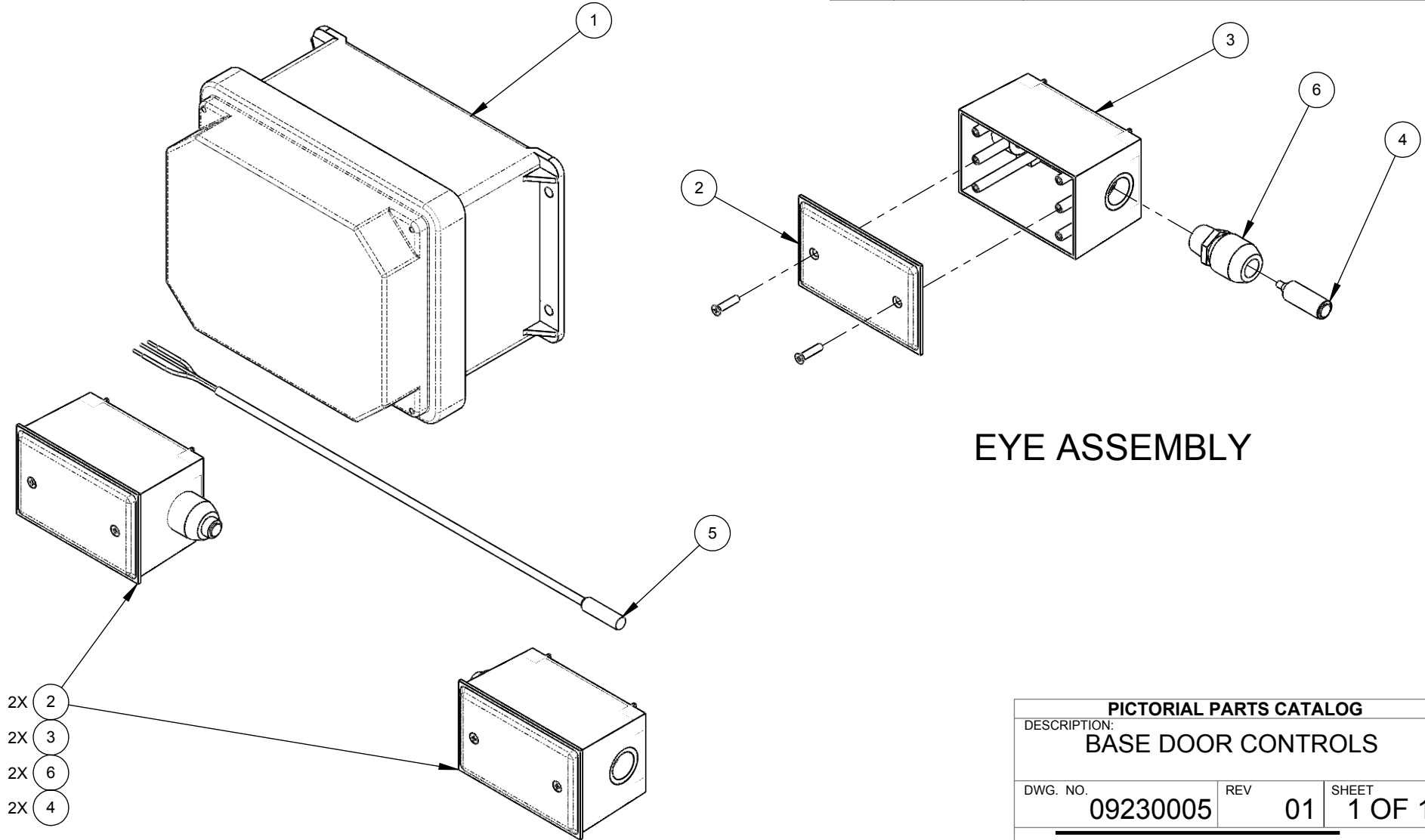
DWG. NO.	REV	SHEET
09030044	01	1 OF 1






**VEHICLE WASH SYSTEMS**

PART OF OPW  COMPANY

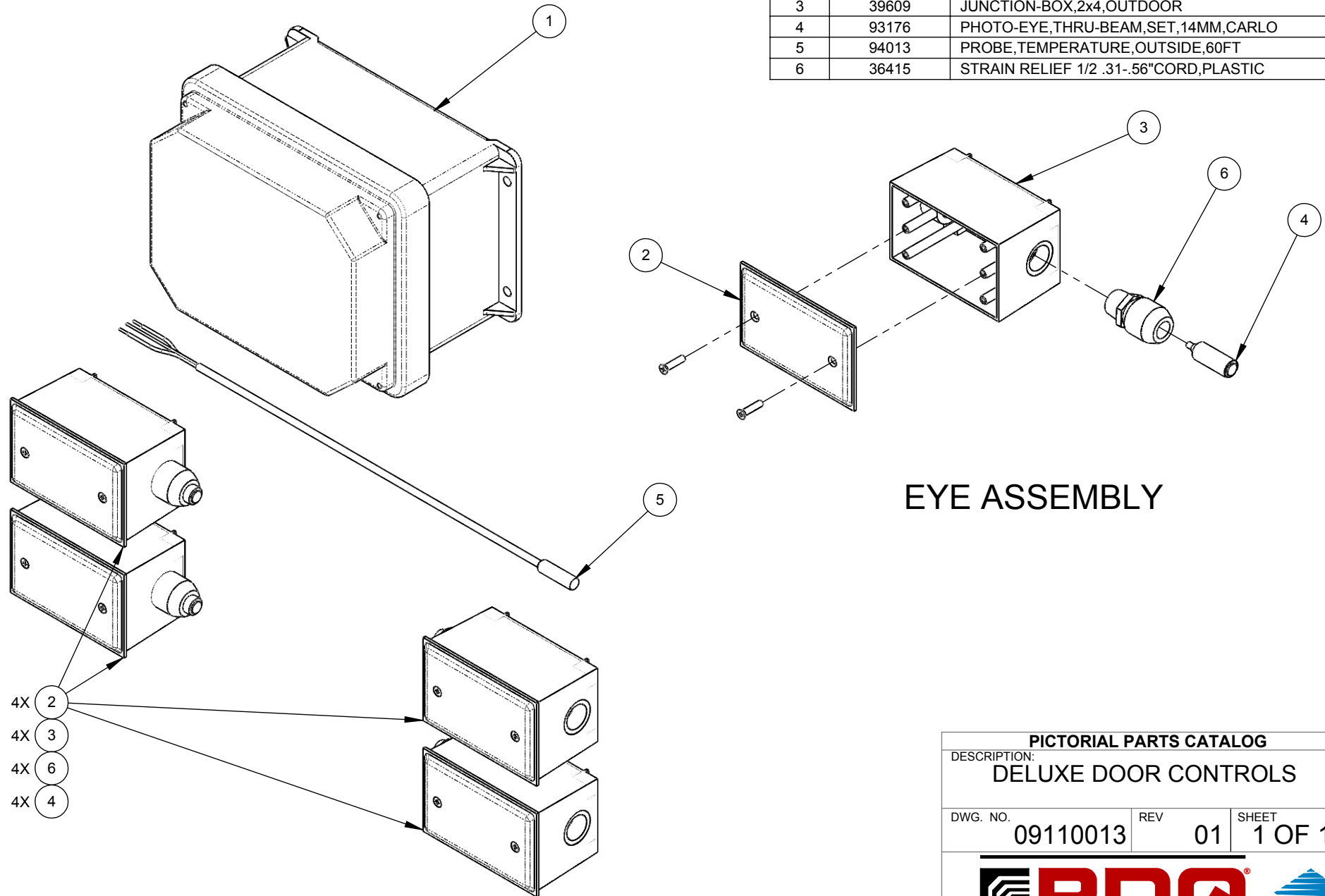
ITEM	PART #	DESCRIPTION
1	11010275	CONTROL-BOX,DOOR-PACKAGE,BASIC
2	39613	COVER PLATE WEATHERPROOF BLANK
3	39609	JUNCTION-BOX,2x4,OUTDOOR
4	93176	PHOTO-EYE,THRU-BEAM,SET,14MM,CARLO
5	94013	PROBE,TEMPERATURE,OUTSIDE,60FT
6	36415	STRAIN RELIEF 1/2 .31-.56"CORD,PLASTIC




EYE ASSEMBLY

<b>PICTORIAL PARTS CATALOG</b>		
DESCRIPTION: <b>BASE DOOR CONTROLS</b>		
DWG. NO. <b>09230005</b>	REV <b>01</b>	SHEET <b>1 OF 1</b>
		
VEHICLE WASH SYSTEMS		
PART OF OPW		 COMPANY

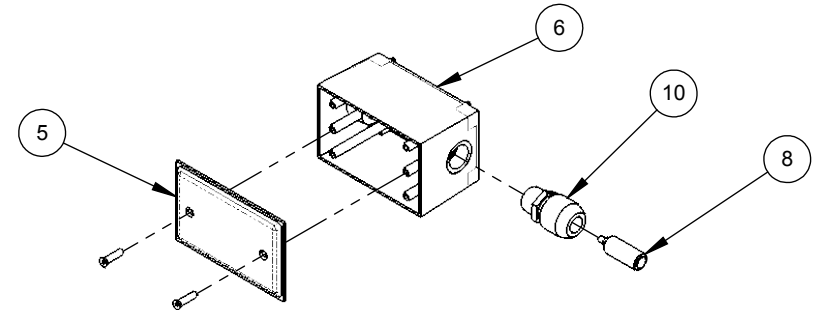
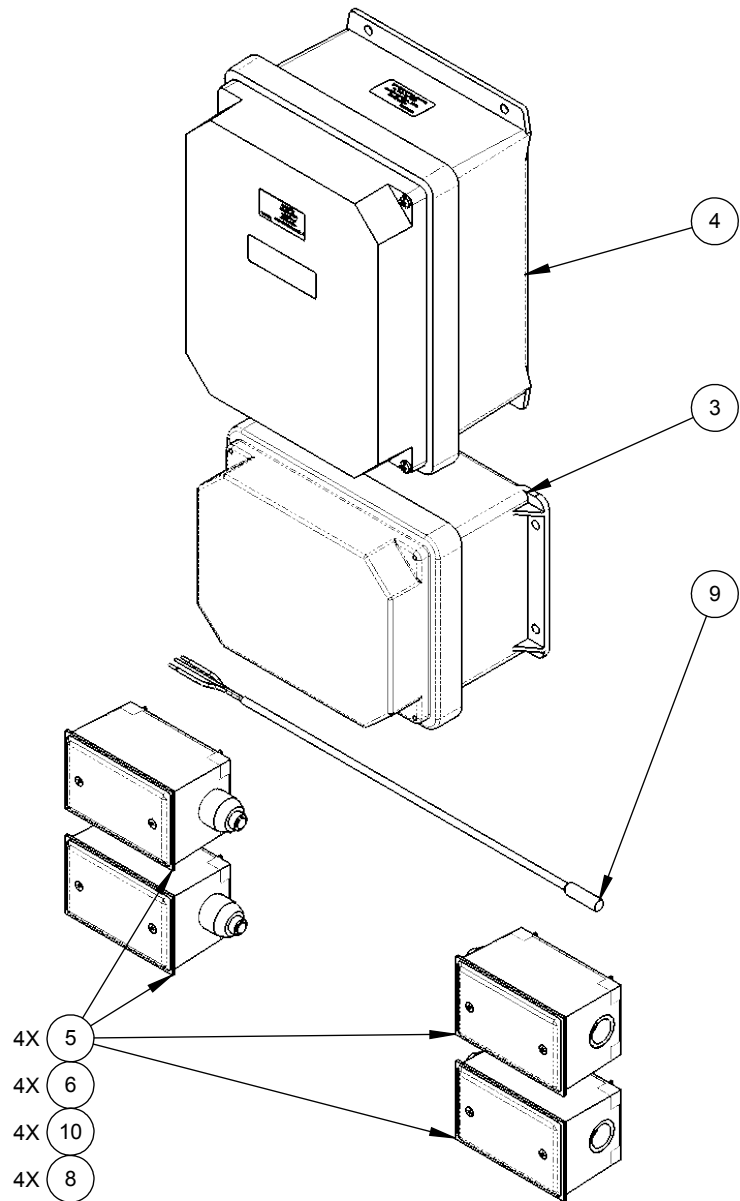
ITEM	PART #	DESCRIPTION
1	11010275	CONTROL-BOX,DOOR-PACKAGE,BASIC
2	39613	COVER PLATE WEATHERPROOF BLANK
3	39609	JUNCTION-BOX,2x4,OUTDOOR
4	93176	PHOTO-EYE,THRU-BEAM,SET,14MM,CARLO
5	94013	PROBE,TEMPERATURE,OUTSIDE,60FT
6	36415	STRAIN RELIEF 1/2 .31-.56"CORD,PLASTIC



EYE ASSEMBLY


<b>PICTORIAL PARTS CATALOG</b>		
DESCRIPTION: <b>DELUXE DOOR CONTROLS</b>		
DWG. NO. <b>09110013</b>	REV <b>01</b>	SHEET <b>1 OF 1</b>
 		
<b>VEHICLE WASH SYSTEMS</b> <small>PART OF OPW  COMPANY</small>		

ITEM	PART #	DESCRIPTION
1	05090004	ANCHOR,STUD,3/8-16x2-3/4",SST
2	81157	CABLE COVER 4' DOOR PAC LOOP DETECTOR
3	11010275	CONTROL-BOX,DOOR-PACKAGE,BASIC
4	11010276	CONTROL-BOX,DOOR-PACKAGE,DELUXE
5	39613	COVER PLATE WEATHERPROOF BLANK
6	39609	JUNCTION-BOX,2x4,OUTDOOR
7	M540056	LOOP PAD FIBERGLASS
8	93176	PHOTO-EYE,THRU-BEAM,SET,14MM,CARLO
9	94013	PROBE,TEMPERATURE,OUTSIDE,60FT
10	36415	STRAIN RELIEF 1/2 .31-.56"CORD,PLASTIC

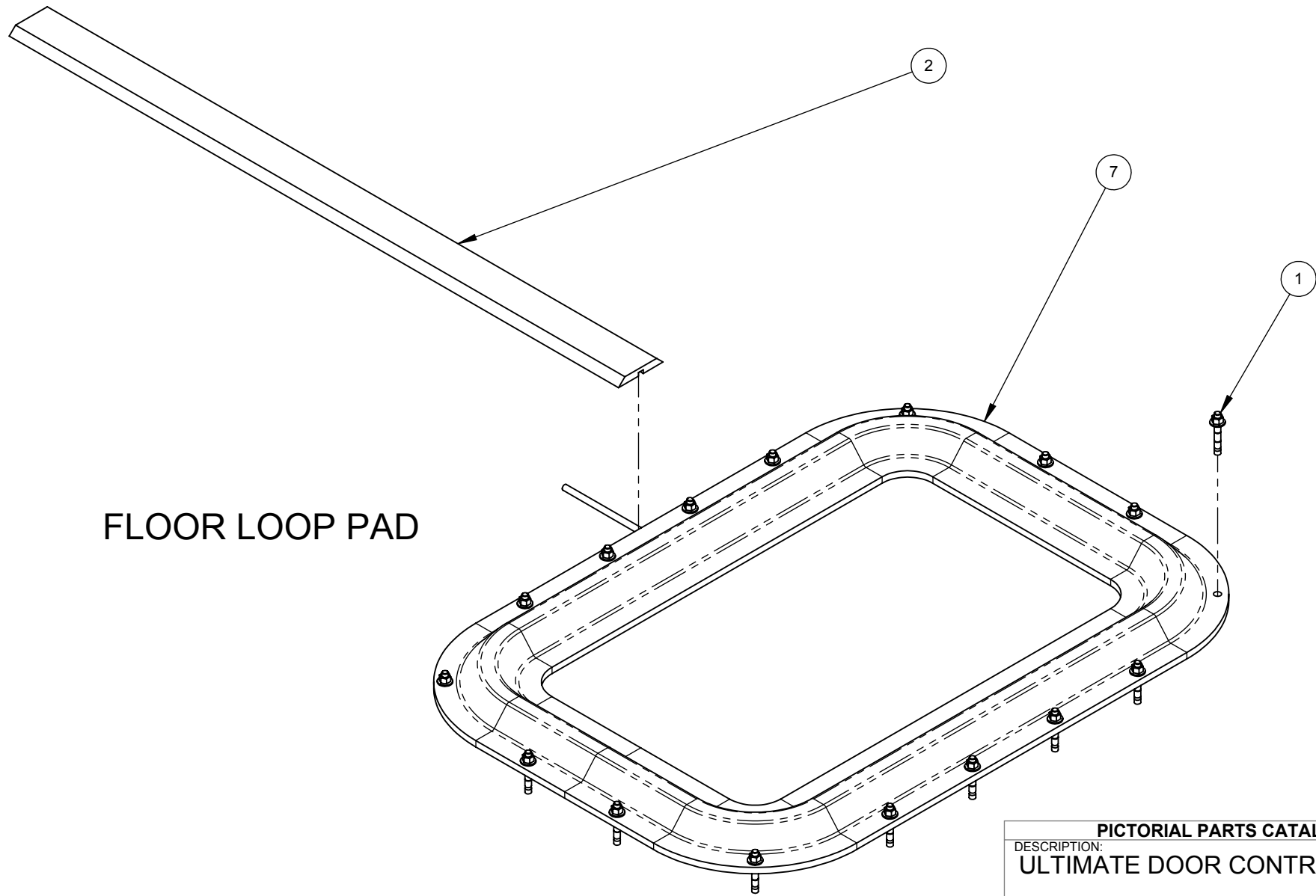


EYE ASSEMBLY




- 4X 5
- 4X 6
- 4X 10
- 4X 8

PICTORIAL PARTS CATALOG		
DESCRIPTION: <b>ULTIMATE DOOR CONTROLS</b>		
DWG. NO. <b>09230004</b>	REV <b>01</b>	SHEET <b>1 OF 2</b>
 <b>VEHICLE WASH SYSTEMS</b>		
<small>PART OF OPW</small> 		





FLOOR LOOP PAD

<b>PICTORIAL PARTS CATALOG</b>		
DESCRIPTION: <b>ULTIMATE DOOR CONTROLS</b>		
DWG. NO.	REV	SHEET
09230004	01	2 OF 2
 <b>PDQ</b> VEHICLE WASH SYSTEMS		
PART OF OPW		 DOVER COMPANY



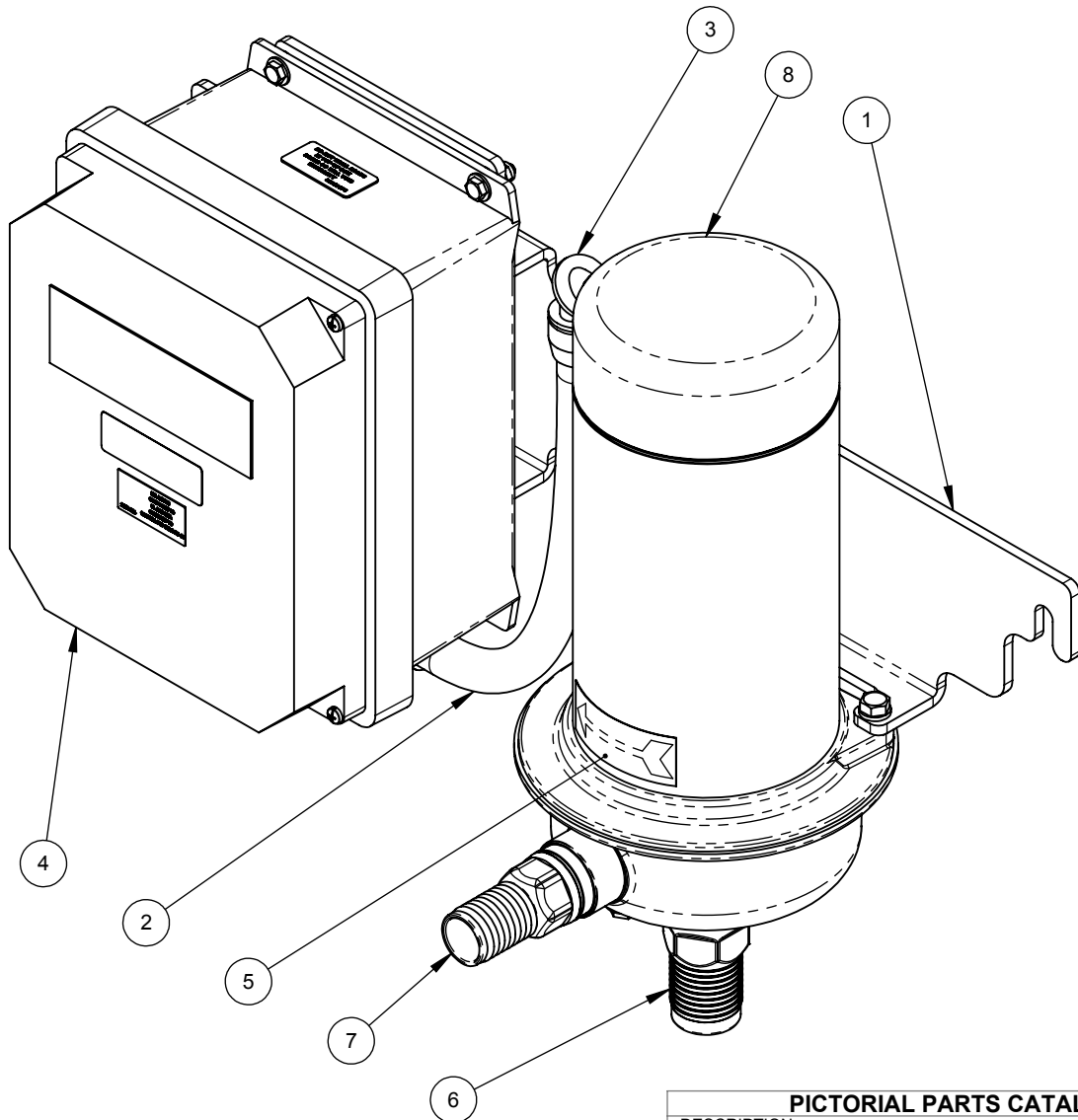
# ***PROTOUCH*** ***TANDEM***

## Miscellaneous

---



ITEM	PART #	REV	DESCRIPTION
1	06140936	01	BRACKET,BOOSTER-PUMP-ASSY,SST
2	36005	00	CONDUIT,FLEXIBLE,1/2,300V,NON-METALLIC
3	36084	00	CONNECTOR,CONDUIT,1/2,ADJUSTABLE,PVC
4	11010184	05	CONTROL-BOX,PUMP,BOOSTER,208-230V,60HZ
5	84070	00	DECAL,DIRECTION-ARROW,"ROTATION"
6	03310040	00	HOSE-BARB,1-1/2Hx1-1/2MNPT,316SST
7	03310041	00	HOSE-BARB,1-1/4Hx1-1/4MNPT,316SST
8	03180046	00	PUMP,BERKELEY,CENTRIFUGAL,2HP,3PH,60HZ



ASSEMBLY	VOLTAGE	CONTROL BOX	MOTOR WIRED
09070145	208-230	11010184	LOW VOLTAGE
09070157	460	11010200	HIGH VOLTAGE

**PICTORIAL PARTS CATALOG**

DESCRIPTION:  
**BOOSTER PUMP ASSEMBLY**

DWG. NO.	REV	SHEET
09070145	04	1 OF 1

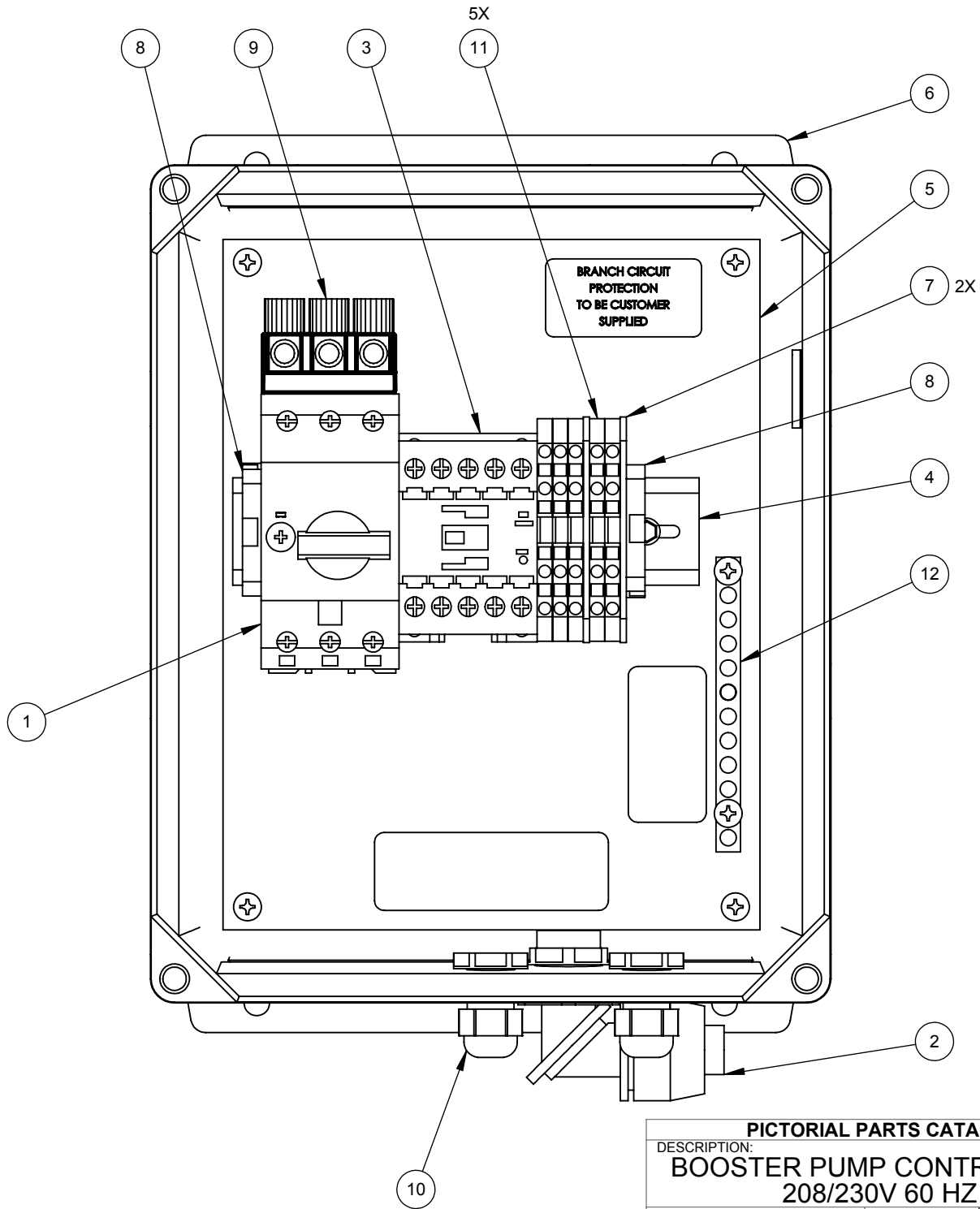
**PDQ**  
VEHICLE WASH SYSTEMS



PART OF OPW **DOVER** COMPANY

**CONFIDENTIAL**

ITEM	PART #	DESCRIPTION
1	04110108	CIRCUIT-BREAKER,MSP,6.3-11A,65KA,480V
2	36084	CONNECTOR,CONDUIT,1/2,ADJUSTABLE,PVC
3	04020034	CONTACTOR,12A,24V-50/60HZ,AUX-NO,600V
4	36950-6.00	DIN-RAIL,.35mmx6.00",AL
5	04090028	ENCLOSURE,PANEL,8.88x6.88x.08",AL
6	04090153	ENCLOSURE-W/HOLES,CNTL-BOX,11010184

ITEM	PART #	DESCRIPTION
7	36607	END PLATE,FRONT,4P,280-317,ORANGE
8	36650	END-STOP,6mm,PLST,GRAY,249-116
9	04110103	MSP,PHASE,SEPARATOR,FRAME-SIZE,B
10	04450024	STRAIN-RELIEF,.138-.315",W/LOCKNUT,NYLON
11	36507	TERMINAL-BLK,26-14GA,4P,GRAY
12	04100046	TERMINAL-BLOCK,GND-BAR,9P,8-14AWG,225A

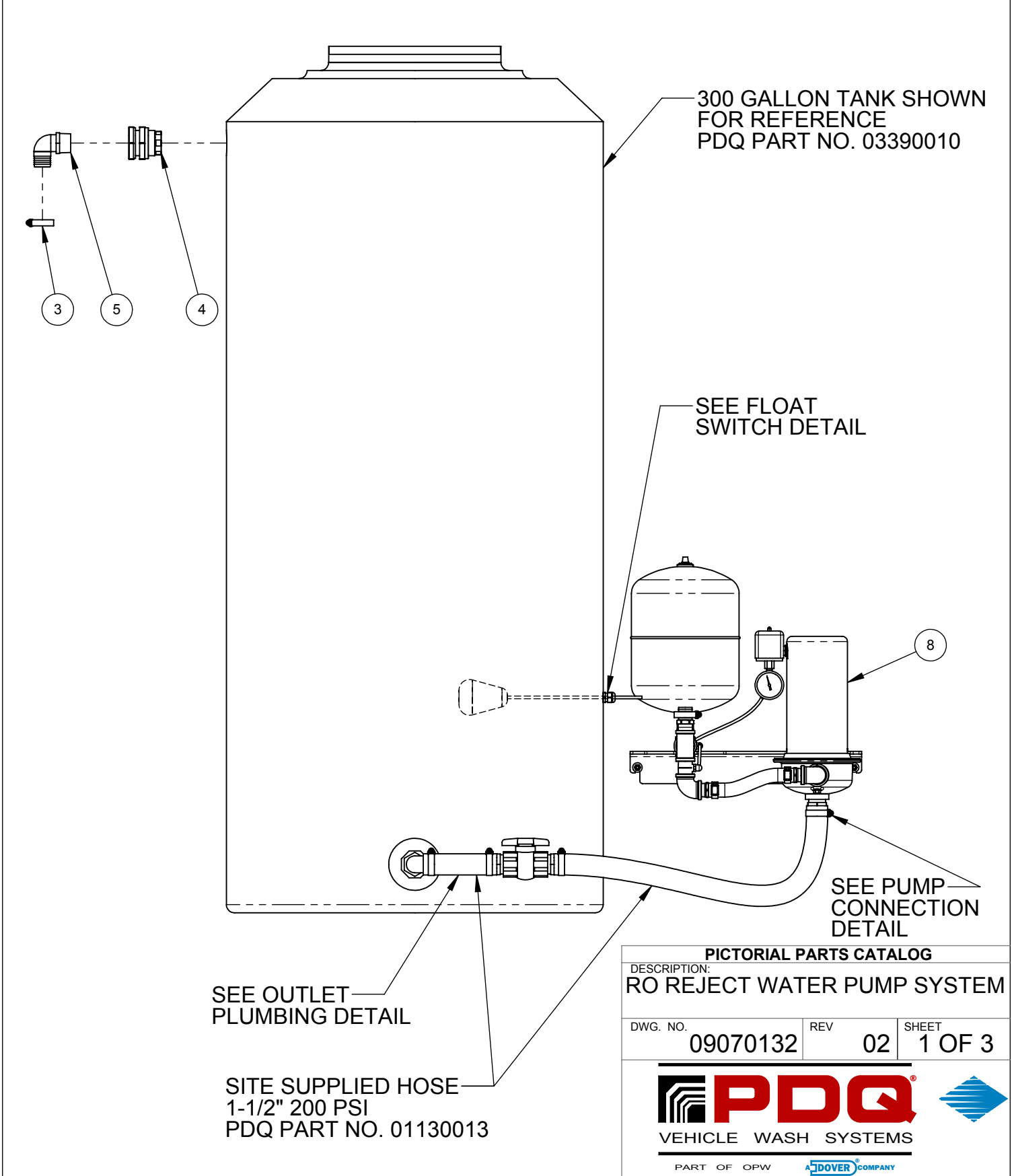




PICTORIAL PARTS CATALOG		
DESCRIPTION: <b>BOOSTER PUMP CONTROL BOX</b> 208/230V 60 HZ		
DWG. NO. <b>11010184</b>	REV <b>03</b>	SHEET <b>1 OF 1</b>
 <b>VEHICLE WASH SYSTEMS</b>		
<small>PART OF OPW</small> 		

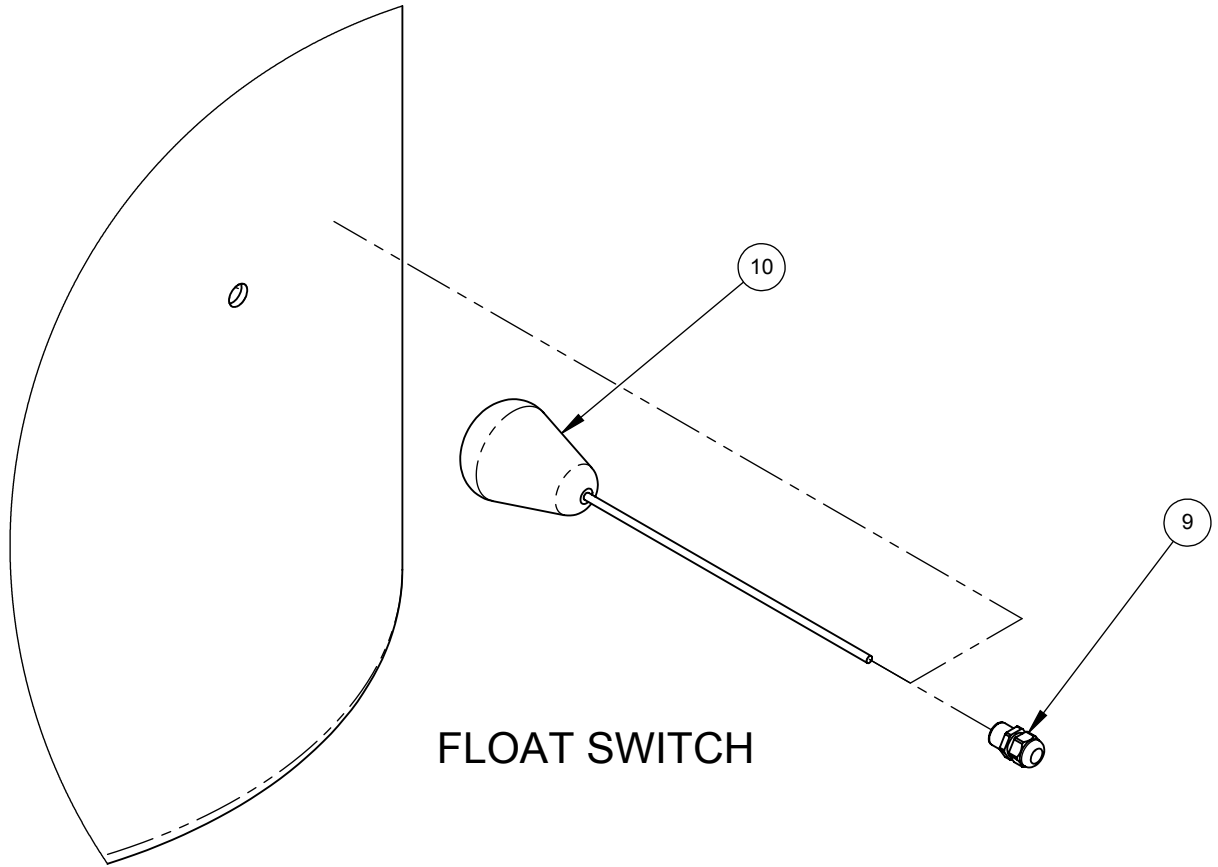
**CONFIDENTIAL**

ITEM	PART #	DESCRIPTION
1	78015	ANCHOR,SLEEVE,3/8x1-7/8",ZNC-PLD
2	67736-4P	BUSHING,2NPTx1-1/2NPT,SC40,PVC
3	03330003	CLAMP,HOSE,#28,1.50H,SST
4	67690-TT	FITTING,BULKHEAD,1-1/2"NPT,PVC
5	68341-MHN	HOSE-BARB,1-1/2Hx1-1/2MNPT,90°,NYL
6	68141-MHN	HOSE-BARB,1-1/2Hx1-1/2MPT,NYL

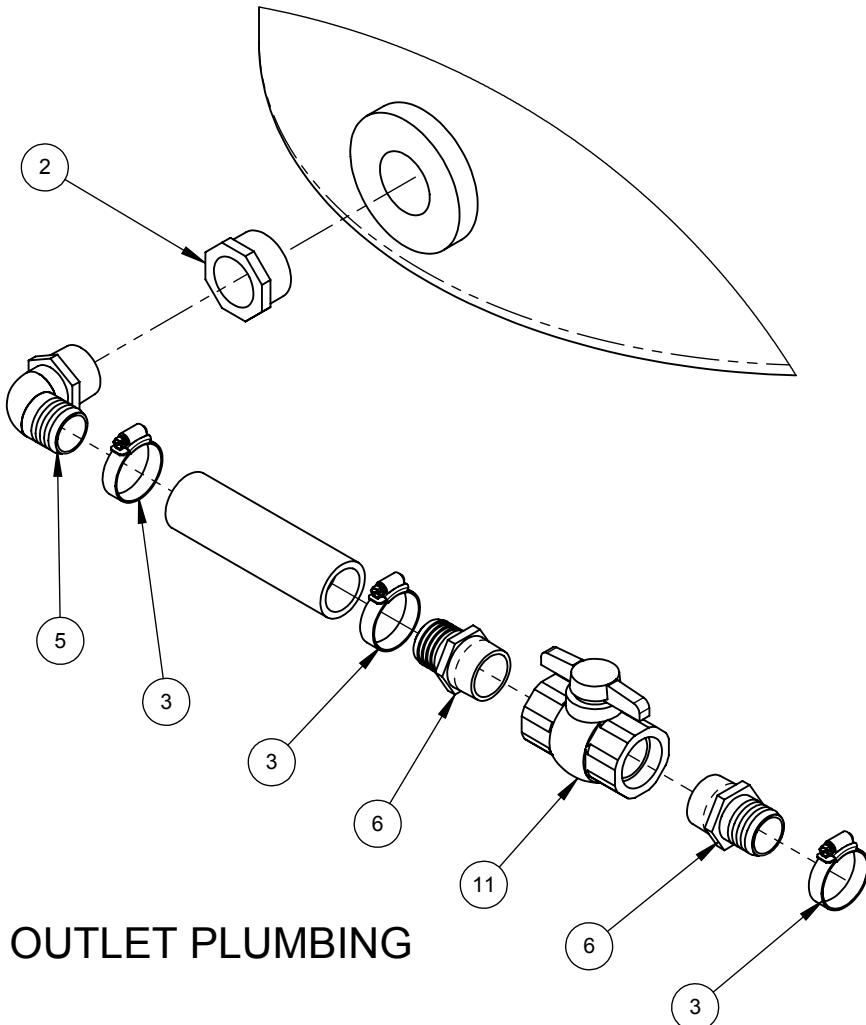
ITEM	PART #	DESCRIPTION
7	68140-MHN	HOSE-BARB,1-1/2Hx1-1/4MPT,NYL
8	M920080	PUMP,BOOSTER-ASSEMBLY
9	34427	STRAIN-RELIEF,,17-47,1/2NPT,NYLON,BLK
10	04040034	SWITCH,FLOAT,TANK,LOW,LEVEL,NO,10A
11	03010007	VALVE,BALL,1-1/2FNPTx1-1/2FNPT,SCH40,PVC






PICTORIAL PARTS CATALOG		
DESCRIPTION: <b>RO REJECT WATER PUMP SYSTEM</b>		
DWG. NO. <b>09070132</b>	REV <b>02</b>	SHEET <b>1 OF 3</b>
 <b>VEHICLE WASH SYSTEMS</b>		
PART OF OPW		A DOVER COMPANY



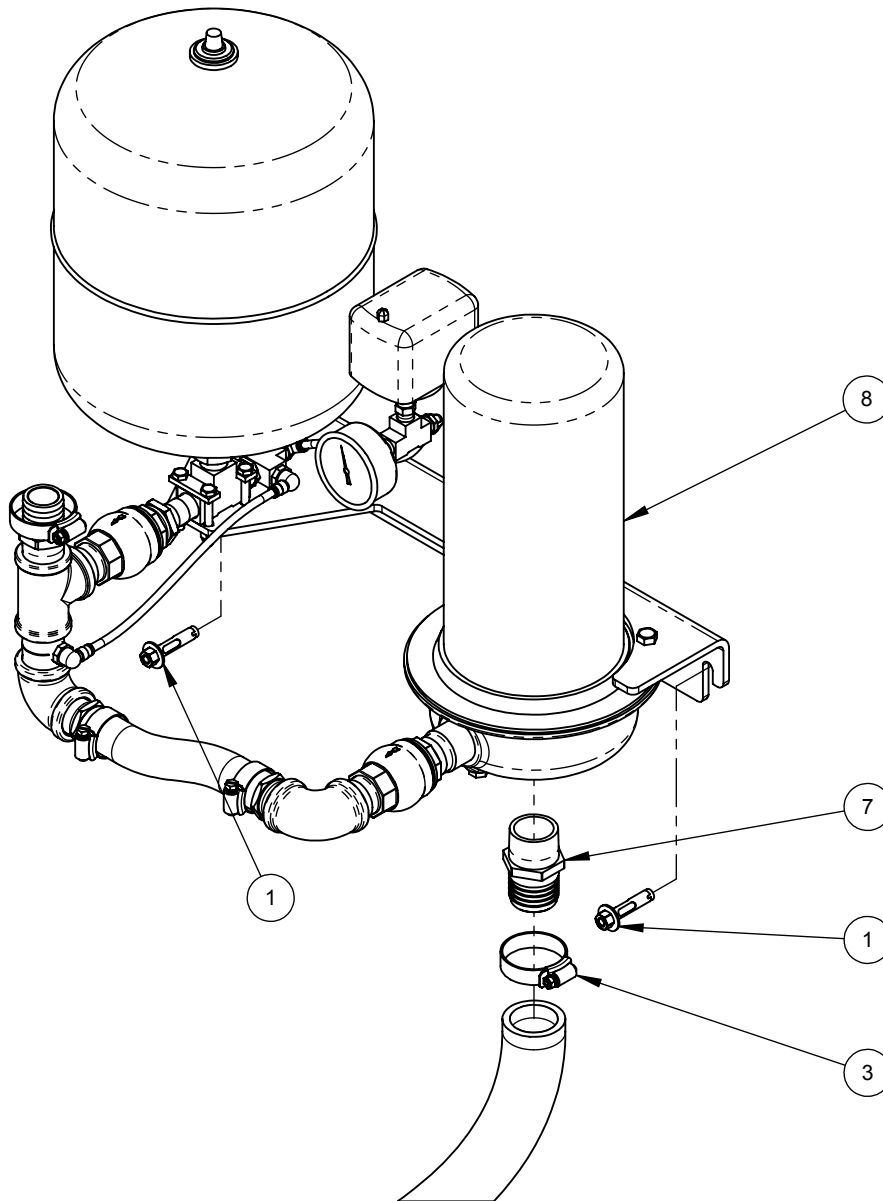
FLOAT SWITCH



OUTLET PLUMBING

<b>PICTORIAL PARTS CATALOG</b>		
DESCRIPTION: <b>RO REJECT WATER PUMP SYSTEM</b>		
DWG. NO.	REV	SHEET
09070132	02	2 OF 3
 <b>VEHICLE WASH SYSTEMS</b>		
PART OF OPW		





PUMP CONNECTION

**PICTORIAL PARTS CATALOG**  
 DESCRIPTION:  
**RO REJECT WATER PUMP SYSTEM**

DWG. NO.	REV	SHEET
09070132	02	3 OF 3





## Document Change Log

<b>!!!IMPORTANT!!!</b>	<p>Below is a brief and generic description of the changes to this manual document. This is intended to give a history of the changes and guide the reader to the area impacted by each revision. Not all the individual change details within the document are listed and indicated.</p> <p><b>READ THIS MANUAL COMPLETELY BEFORE ATTEMPTING INSTALLATION.</b></p> <p>If problems occur, please call PDQ Manufacturing, Inc. and ask to speak to a service technician.</p>
------------------------	---

Rev	Pages	Description	Completed By	Checked by	Date
00	-	Initial Release	PHK	PHK	4/22/08
01	All	Complete revision to update	PHK	MJB	1/13/20