



LASERWASH
AutoXpress

LaserWash 360 and LaserWash AutoXpress
Pictorial Parts Catalog

Table of Contents

Page

LaserWash Mounting and Support Assemblies

Freestanding Frame, Serial No. 320 and Lower	09050019	11
Freestanding Frame, Serial No. 321 and Higher, with Integrated Dryer	09050034	12
Freestanding Frame, Serial No. 321 and Higher, without Integrated Dryer	09050029	17
Wall Mount Kit for Typical Bay Width	09050020	22
Wall Mount Kit for Wide Bay Width	09050023	25
Wall Mount Kit for Narrow Bay Width	09050025	28
LaserWash Loose Parts	11080056	31
Bridge Truck	11150048	38
Bridge E-Chain Bulkhead	03220271	39
Bridge E-Chain, Loaded	11190028	40
Bridge E-Chain	06050089	41
Bridge E-Chain Support Roller	11150050	42
E-Chain Junction Box	11010281	43
Dryer Installation Cable Kit - 4 Producer	04080240.....	45
Dryer Installation Cable Kit - 2 Producer	04080241.....	46

LaserWash Bridge

LaserWash Bridge	09140020.....	49
LaserWash Trolley	11220020.....	58
Arch Rotate Shaft	06150142.....	64
Top Spray Arch	11130025.....	65
Side Spray Arch	11130026.....	66
Bridge Electrical Control Panel, 60/50 Hz	11010158/165.....	68
Rain Arch Manifold, Bridge	11250124.....	73
3x Foaming Wax, Bridge	11250127.....	76
3x Foaming Wax Applicator, Left Hand Side	11250115.....	77
3x Foaming Wax Applicator, Right Hand Side	11250116.....	78
Super Sealant, Bridge	11250126.....	79
Super Sealant Applicator, Left	11250103.....	81
Super Sealant Applicator, Right	11250104.....	82
Super Sealant Foamer	11250101.....	83
OverGlow, Bridge	11250222.....	84
OverGlow Applicator	11250219.....	85
OverGlow Foamer	11250218.....	86
OverGlow Fluid Manifold	03220301.....	87
OverGlow LED Tube	11310115.....	88
Front Prep, Bridge	11250130.....	89
Extended Solution Manifold, Bridge	11250132.....	93
Second Detergent Manifold, Bridge	11250135.....	94
Bridge Covers, Bridge Serial Number 799 and Lower	11260038.....	95

Table of Contents

	Page
Bridge Center Cover	06160301..... 97
Bridge Covers, Bridge Serial Number 800 and Higher	11260075..... 99
LaserGlow Junction Box	11010242..... 102
LaserGlow Entrance Cover with Lights	09020200..... 103
LaserGlow Entrance Cover	11260091..... 104
LaserGlow Control Box	11010245..... 106
LaserGlow Light	11310090..... 107
LaserWash Integrated Dryer	
4-Producer Integrated Dryer-Fixed	09040107..... 111
2-Producer Integrated Dryer-Fixed	09040111..... 114
Fixed Dryer Producer	11100078..... 117
Dryer Inlet Cone	11100327..... 121
Integrated Dryer-SwingAir	09040156..... 122
SwingAir Dryer Producers, Outer, Fixed	11100187..... 128
SwingAir Dryer Producers, Inner, Oscillating	11100173..... 130
SwingAir Linkage	11170121..... 132
Stand Alone Dryer	
MaxAir 4 Fixed Producer Stand-Alone, all voltages	09040176..... 135
Producer Assembly, Fixed Stand Alone Dryer	11100083..... 137
Dryer Inlet Cone	11100327..... 139
SwingAir 4 Producer Stand-Alone, all voltages	09040133..... 140
Stand Alone Dryer Oscillation Link	11170122..... 145
Producer Assembly, Inner, SwingAir Stand Alone Dryer	11100174..... 146
Producer Assembly, Outer, SwingAir Stand Alone Dryer	11100188..... 148
MaxAir Dryer Side Producers, all voltages (2 Add-on)	09040027..... 150
Producer Assembly, Side	11100088..... 152
Wall Mounts, MaxAir Dryer	09040032..... 154
Legs Mounts, MaxAir Dryer	09040024..... 155
Wall Mounts for Side Producers	09040033..... 156
Image Package for LEG mounted MaxAir	09040126..... 157
Image Package Center Covers	11260018..... 158
Image Package, 6 producer, LEG Mounted stand-alone	09040127..... 159
Image Package for WALL mounted MaxAir	09040128..... 160
Control Box for 4-Producer Stand-Alone Dryer, all voltages, fixed and SwingAir	11010319..... 161
Control Box for 6-Producer Stand-Alone Dryer, all voltages, fixed and SwingAir	11010321..... 164
Basic LED Countdown Timer, English Language	09020158..... 167
Basic LED Countdown Timer, No Text (no translation needed)	09020159..... 168
Deluxe LED CountDown Timer with chevron, English Language	09020156..... 169

Table of Contents

	Page
Deluxe LED Countdown Timer with chevron No Text (no translation needed)	09020157..... 170
Dryer Shut Off Kit	KIT4930S..... 171
LaserWash Pump Station	
Pump Station	09070133..... 175
Pump Assembly, General Pump	11050085..... 180
Pump Assembly, CAT Pump	11050084..... 185
Pump Electrical Control Panel, 208/230V 60Hz	11010159..... 190
Pump Electrical Control Panel, 460V 60Hz	11010170..... 195
Pump Electrical Control Panel, 380V 60Hz	11010177..... 197
Pump Electrical Control Panel, 380V 50Hz	11010164..... 199
Pump Electrical Control Panel, 220V 50Hz	11010172..... 200
Pump Electrical Control Panel, 575V 60Hz	11010168..... 201
Second Pressure Fed Pump Inlet	09170049..... 203
Third Pressure Fed Pump Inlet	09170051..... 205
High Pressure Control Manifold, without Underbody	11250128..... 207
High Pressure Control Manifold, with Underbody	11250129..... 208
Water Saver Control Manifold	09170047..... 209
Spot Free Control Manifold	11250125..... 210
Extended Solution Control Manifold	11250131..... 211
Front Prep Solution Control Manifold	11250122..... 212
Super Sealant Solution Control Manifold	11250121..... 213
3x Foam Solution Control Manifold	11250120..... 214
OverGlow Solution Control Manifold	11250217..... 215
Second Detergent Solution Control Manifold	11250134..... 216
Rust Inhibitor Solution Control Manifold	11250123..... 217
Water Heater Tank	09130019..... 218
Pump Station Covers	11260039..... 221
LaserWash Signs	
InBay Instructional Sign, Basic	09020115..... 227
InBay Instructional Sign, Deluxe	09020120..... 228
Service Confirmation Sign	09020116..... 229
Entrance Sign	09020117..... 230
Countdown Timer, Basic, English	09020158..... 231
Countdown Timer, Basic, No Text	09020159..... 232
Countdown Timer, Deluxe, English	09020156..... 233
Countdown Timer, Deluxe, No Text	09020157..... 234
Sign Stand Kit	09100113..... 235
Clearance Sign, Non-Lit, without stand	09020011..... 236
Clearance Sign, Non-Lit, with stand	09020009..... 237
Clearance Sign Arm	11080018..... 238

Table of Contents

	Page
Clearance Sign, Non-Lit, without stand, 90" Clearance	09020001..... 239
Clearance Sign, Non-Lit, PVC	09020275..... 240
Clearance Sign, Lighted, with stand	09020006..... 241
Entrance Services	
Underbody Manifold with Side Blasters	09120018..... 245
Underbody Manifold without Side Blasters	09120019..... 246
Underbody Activation Eyes	09100009..... 248
Activation Eye Floor Stands	09100100..... 249
Ultrasonic Underbody Activation Sensors	09160018..... 251
Ultrasonic Activation Sensor Floor Stands	09100112..... 252
Combo Towers	09170039..... 253
Gatling Guns	11400009..... 254
Gatling Guns Control Box	11010354..... 256
Wheel Cleaner	09080004..... 257
Wheel Cleaner Pump	11050021..... 258
Wheel Cleaner Pump Control Box	11010297..... 259
Wheel Cleaner Applicator	11130013..... 261
Bay Equipment	
System Stop	11010113..... 265
System Stop with Reset	11010173..... 266
Bay Control Panel	11010157..... 267
Conductor with Hub, Viper	11010163..... 269
Cable Kit for Viper Controller	04080079..... 270
Conductor with Hub, Titan	11010259..... 271
Cable Kit for Titan Controller	04080326..... 272
Precision Loading Eyes	09160017..... 273
Precision Loading Eye Junction Box	11010136..... 276
Basic Door Controls	09230005..... 277
Basic Door Control Control Box	11010275..... 278
Deluxe Door Controls	09110013..... 279
Deluxe Door Control Control Box	11010276..... 280
Ultimate Door Controls	09230004..... 281
Freeze Protection	
Base Weep Manifold	09170053..... 285
Weep Manifold, Extended Solutions	09170054..... 288
Weep Manifold, 3x Foam	09170058..... 289
Weep Manifold, Rust Inhibitor/Super Sealant	09170056..... 290
Weep Manifold, Front Prep	09170055..... 291
Weep Manifold, OverGlow	09171449..... 292
Weep Manifold, Underbody	09170057..... 293
Underbody Activation Eye Heat	09100074..... 294

Table of Contents

	Page
Ultrasonic Sensor Heat	09130020..... 295
Precision Parking Eye Heat	09130021..... 296

Other Options

Pump Protect Tank	09220021..... 299
300 Gallon Storage Tank	09220022..... 301
Tank Fill Kit	09220023..... 305
Booster Pump	09070145..... 311
Booster Pump Control Box	11010184..... 312
Spot Free Reclamation System	09070132..... 313
Spot Free Reclamation System Pump Assy	M920080..... 316

LaserWash AutoXpress Specific Parts

Support Assemblies

Loose Parts - LaserWash AutoXpress	11080102..... 321
Instructional Light Bar - LaserWash AutoXpress	11310087..... 322
Umbilical Bulkhead - LaserWash AutoXpress	11250181..... 323
Power Distribution Junction Box - LaserWash AutoXpress	11010202..... 325
User Interface Kit - LaserWash AutoXpress	11010280..... 326
Sign/System Stop Junction Box - LaserWash AutoXpress	11010197..... 327
Sign Control Box - LaserWash AutoXpress	11010257..... 328
Umbilical - LaserWash AutoXpress	11190029..... 329
Electrical & Plumbing Installation Kit	09100153..... 330

Bridge

LaserWash AutoXpress Bridge	09140029..... 331
Top Arch - LaserWash AutoXpress	11130030..... 335
Side Arch - LaserWash AutoXpress	11130031..... 336
Bridge Electrical Control Box - LaserWash AutoXpress	11010201..... 338
Rain Arch - LaserWash AutoXpress	11250179..... 342
Bridge Covers - LaserWash AutoXpress	11260067..... 344

Pump Station

Pump Station - LaserWash AutoXpress	09070154..... 345
Base High Pressure Control - LaserWash AutoXpress	11030124..... 346
High Pressure Changeover Valve - LaserWash AutoXpress	11030125..... 349
Water Saver Valve - LaserWash AutoXpress	11030126..... 350
Chemical Manifold - LaserWash AutoXpress	11250175..... 351
High Pressure Pump - LaserWash AutoXpress	11050107..... 352
Pump Station Frame - LaserWash AutoXpress	11080090..... 356
Pump Station Inlet Manifold	11250214..... 357
Solution Pump - LaserWash AutoXpress	11050110..... 359
Spot Free Pump - LaserWash AutoXpress	11050112..... 361
Pump Control Box, 208/230V, HP - LaserWash AutoXpress	11010204..... 362

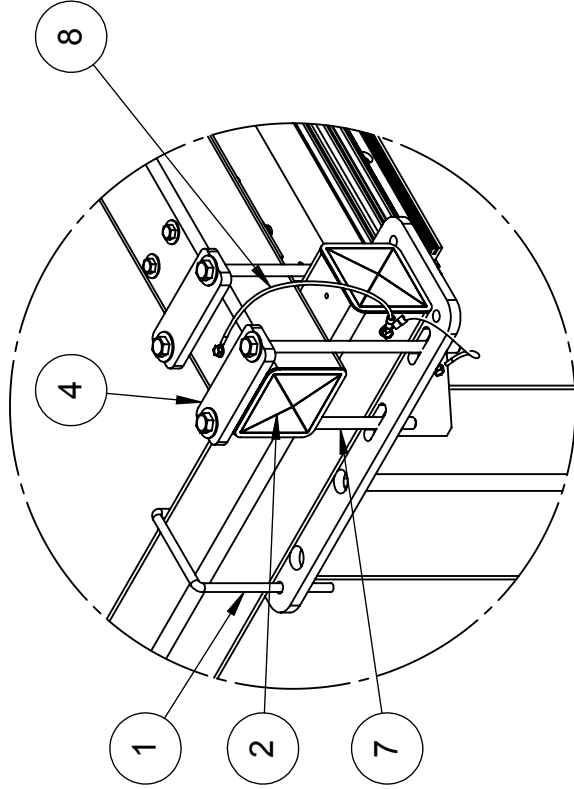
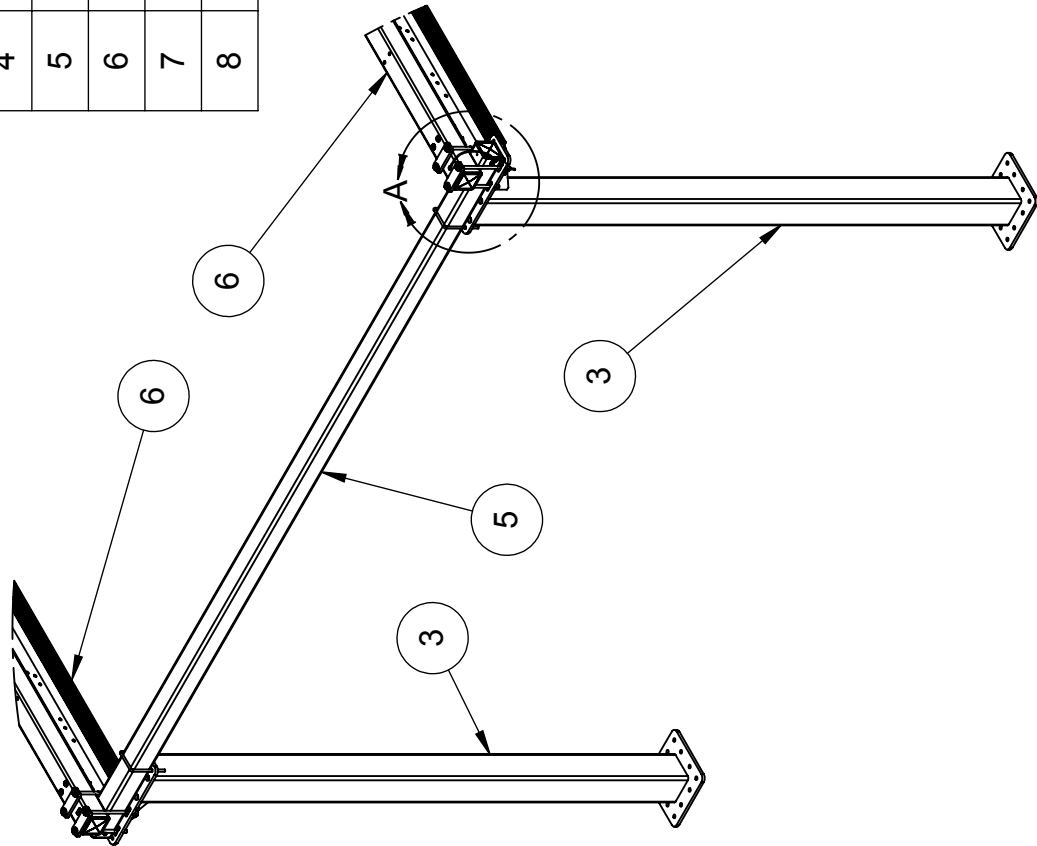
Table of Contents

		Page
Pump Control Box, 460V, HP - LaserWash AutoXpress	11010291.....	363
Pump Control Box, 575V, HP - LaserWash AutoXpress	11010290.....	364
Pump Station Control Box - LaserWash AutoXpress	11010233.....	365
Pump Station Soft Start Control Box - LaserWash AutoXpress	11010166.....	369
Pump Station Cover Kit - LaserWash AutoXpress	11260071.....	370
Freeze Protection		
Base Weep - LaserWash AutoXpress	11250176.....	373
Weep - Spotfree - LaserWash AutoXpress	09170098.....	374
Weep - Underbody - LaserWash AutoXpress	09170097.....	375
Dryer		
Frame Mounted Dryer - LaserWash AutoXpress	09040118.....	376
Frame Mounted Dryer Control Box - LaserWash AutoXpress	11010125.....	377
Revision Log		379



Mounting and Support Assemblies

ITEM	PART #	DESCRIPTION
1	05040224	BOLT, 3/8-16x4.00x7.00, U-BOLT, ZP
2	06160314	COVER, TUBE, TANDEM, FRAME
3	06230100	LEG, FRAME, FREESTANDING, 110.25", GALV-STL
4	06240296	PLATE, RUNWAY-MOUNT
5	06230066	RAIL, FRAME, CROSS-BAY, PEDESTAL
6	06230070	RUNWAY, FRAME, 29-FT, ASSY, AL+GALV-STL
7	05040216	SCREW, 1/2-13x10.50, HHCS, SST
8	04080222	HARNES, KIT, GROUNDING, FREESTANDING-FRAME



DETAIL A
SCALE 1 : 8



DESCRIPTION:
FREESTANDING FRAME

APPLICABLE TO
SERIAL NUMBER LB0320
AND LOWER

PICTORIAL PARTS CATALOG - CONFIDENTIAL
DWG. NO. 09050019
REV. 02

LASERWASH FREESTANDING FRAME PARTS LIST

APPLIES TO SERIAL NUMBER LB0321 AND HIGHER

ITEM	PART #	DESCRIPTION
1	06230110	BEAM,FRAME,CROSS-BAY,CENTER,GALV,LJET
2	06230115	BEAM,FRAME,CROSS-BAY,END,GALV,LWASH/LJET
3	06140913	BRACKET,RAIL-ATTACH,ADJUSTMENT,SST
4	06140910	BRACKET,RAIL-ATTACH,CENTER-LEG,SST
5	06140916	BRACKET,RAIL-ATTACH,END-SUPPORT,SST
6	06140909	BRACKET,RAIL-ATTACH,LEG-MTG,GALV-STL
7	06230109	LEG,FRAME,CENTER,4x4,GALV-STL,LASERWASH
8	06230108	LEG,FRAME,CORNER,4x4,GALV-STL,LWASH/LJET
9	71015-JCS	NUT,1/2-13,HEX,JAM,SST
10	71015-NCS	NUT,1/2-13,HEX,LOCK,SST
11	71015-HCS	NUT,1/2-13,HEX,SST
12	71013-NCS	NUT,3/8-16,HEX,LOCK,SST
13	06230103	RAIL,ROLLER,TRACK,AL,334",LEG-MNT,LWASH
14	70258-HCS	SCREW,1/2-13x1.75,HHCS,SST
15	70259-HCS	SCREW,1/2-13x2.00,HHCS,SST
16	05040253	SCREW,1/2-13x5.00,HHCS,SST
17	05040181	SCREW,1/2-13x5.25,HHCS,SST
18	05040215	SCREW,1/2-13x6.00,HHCS,SST,FULL-THD
19	73726-THCZ	SCREW,1/4-14x.75,HWHTEK,ZP
20	70182-HCS	SCREW,3/8-16x1.50,HHCS,SST
21	71515-FSS	WASHER,1/2,FLAT,SST
22	71513-FS	WASHER,3/8,FLAT,SST
23	04080222	HARNES,KIT,GROUNDING,FREESTANDING-FRAME

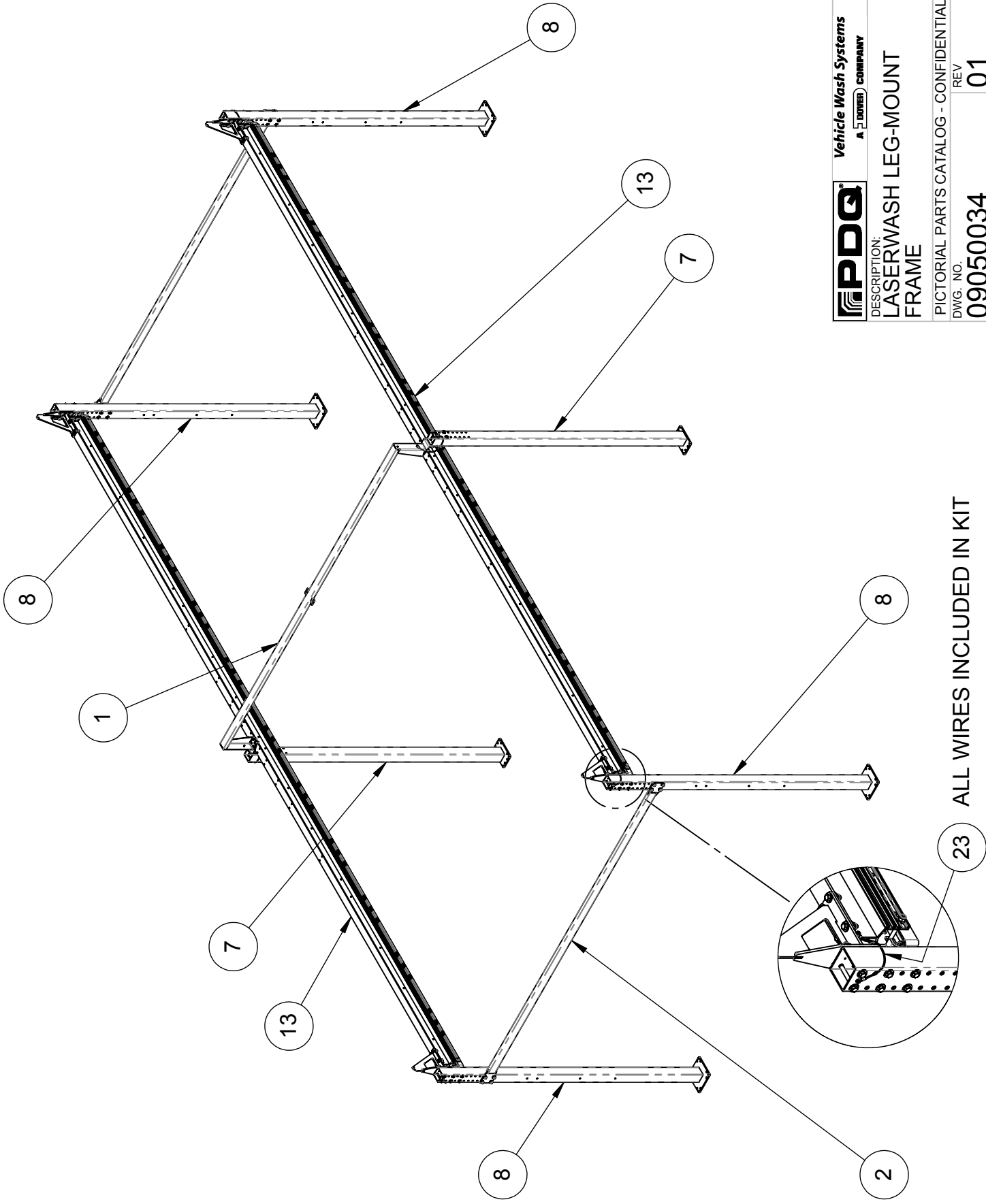


DESCRIPTION:
**LASERWASH LEG-MOUNT
 FRAME**

PICTORIAL PARTS CATALOG - CONFIDENTIAL

DWG. NO.
09050034

REV
01

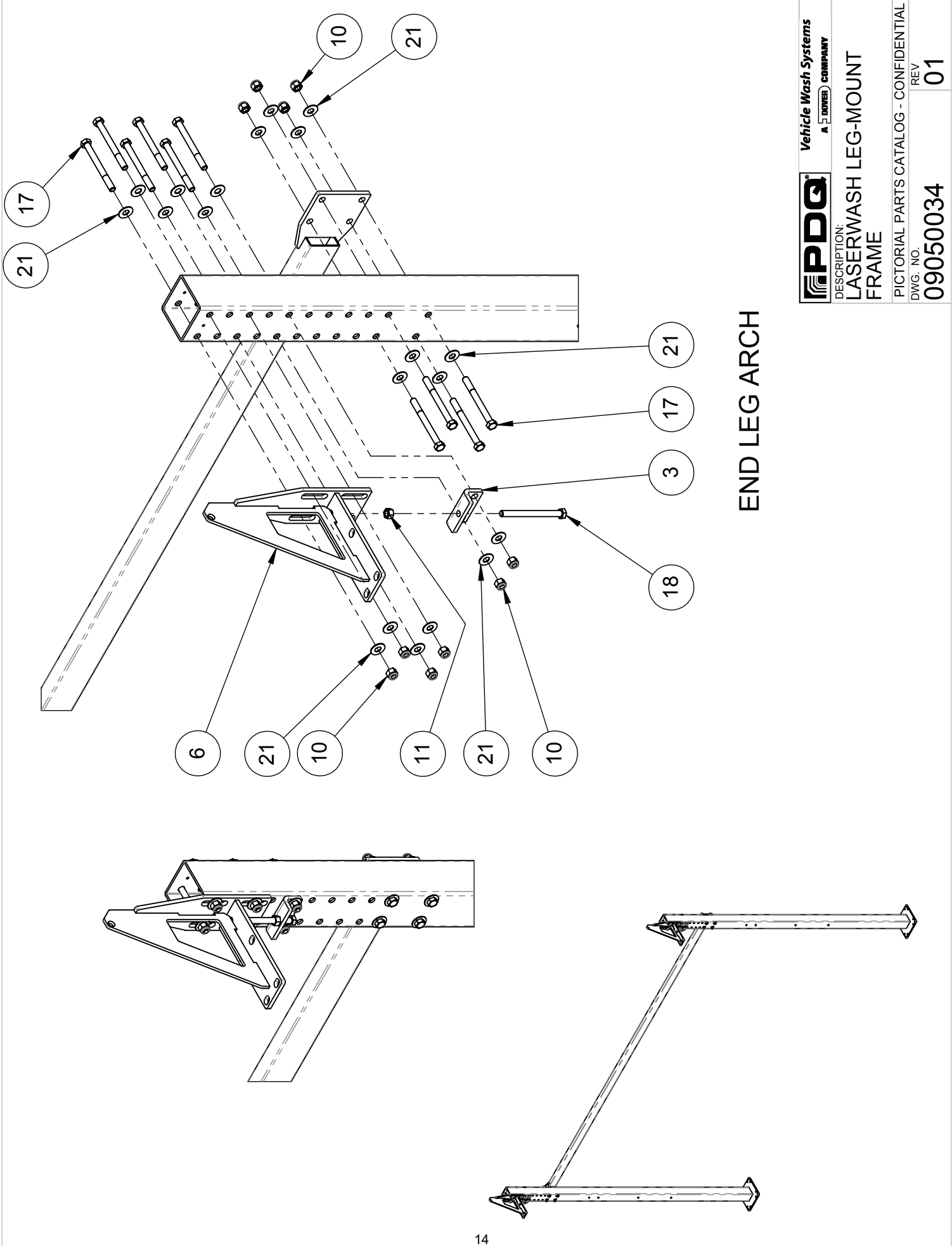


DESCRIPTION:
**LASERWASH LEG-MOUNT
 FRAME**

PICTORIAL PARTS CATALOG - CONFIDENTIAL
 DWG. NO. **09050034** REV **01**

ALL WIRES INCLUDED IN KIT

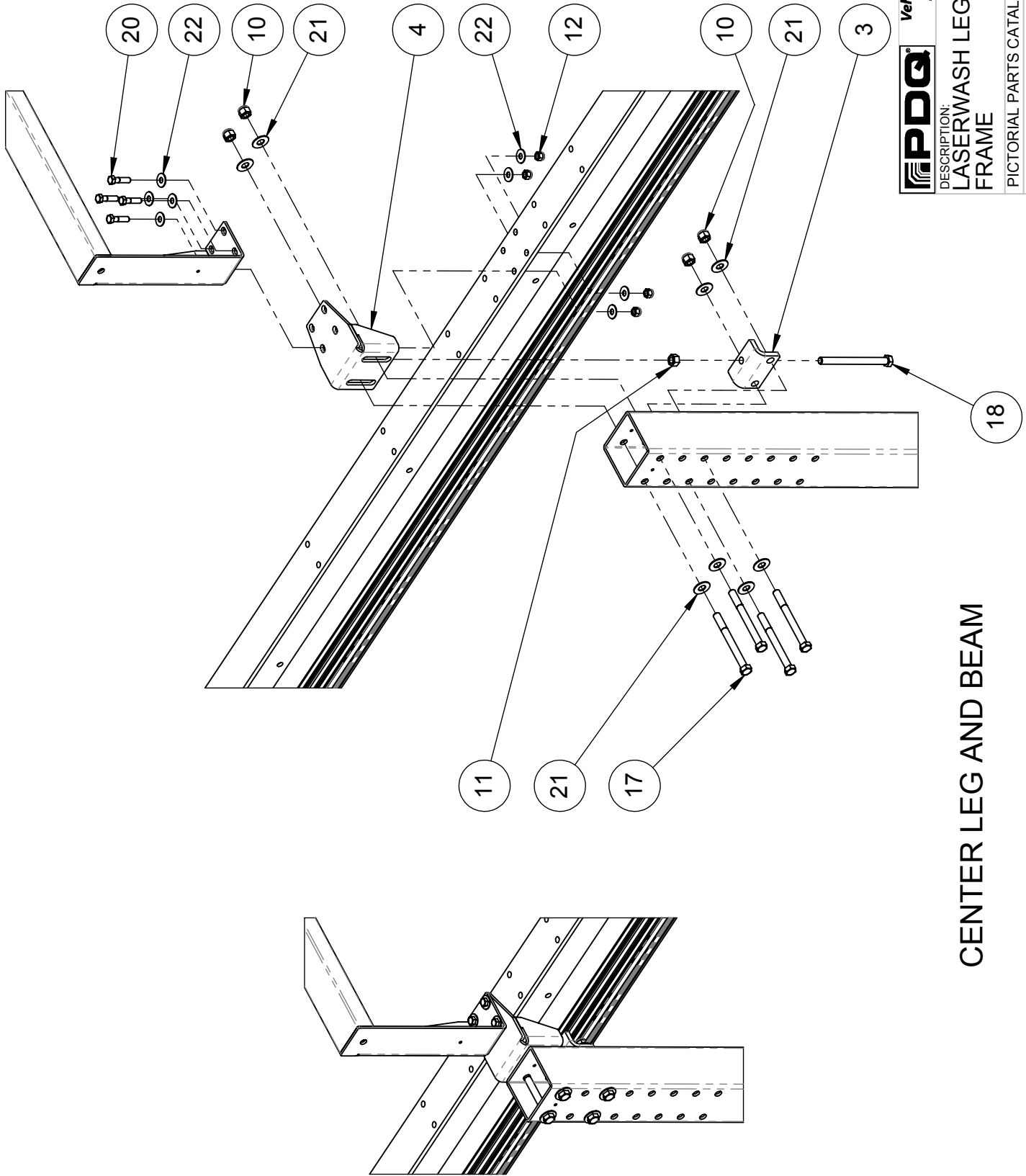
THIS DRAWING AND THE INFORMATION THEREIN IS THE SOLE PROPERTY OF PDQ MANUFACTURING, INC. AND CANNOT BE COPIED OR DISCLOSED WITHOUT THE WRITTEN CONSENT OF PDQ MANUFACTURING, INC.



END LEG ARCH

PDQ	Vehicle Wash Systems A DOWEY COMPANY
DESCRIPTION: LASERWASH LEG-MOUNT FRAME	
PICTORIAL PARTS CATALOG - CONFIDENTIAL	
DWG. NO	REV
09050034	01

THIS DRAWING AND THE INFORMATION THEREIN IS THE SOLE PROPERTY OF PDQ MANUFACTURING, INC. AND CANNOT BE COPIED OR DISCLOSED WITHOUT THE WRITTEN CONSENT OF PDQ MANUFACTURING, INC.



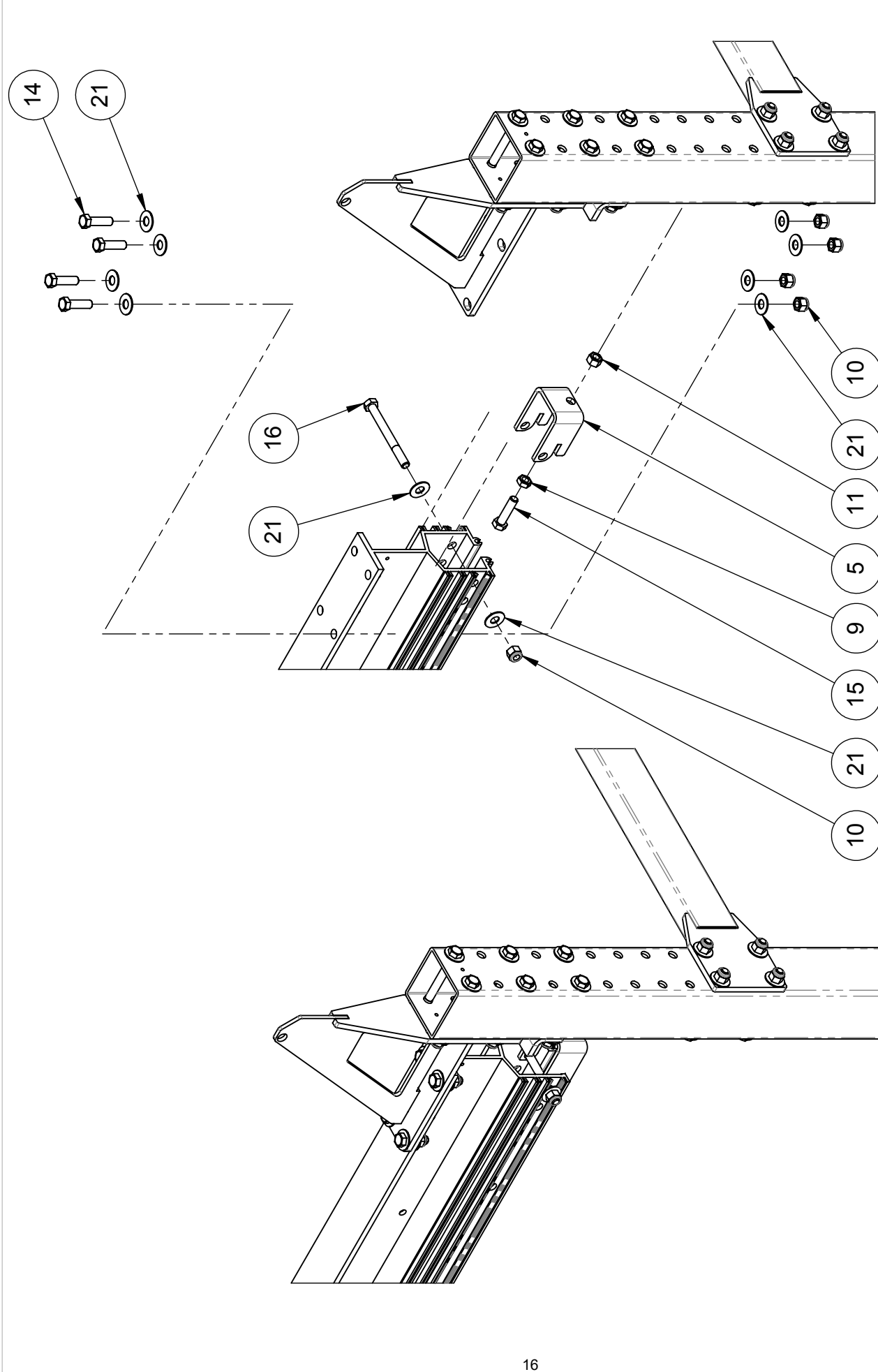
DESCRIPTION:
LASERWASH LEG-MOUNT
FRAME

PICTORIAL PARTS CATALOG - CONFIDENTIAL
DWG. NO. REV

09050034 01

CENTER LEG AND BEAM

THIS DRAWING AND THE INFORMATION THEREIN IS THE SOLE PROPERTY OF PDQ MANUFACTURING, INC. AND CANNOT BE COPIED OR DISCLOSED WITHOUT THE WRITTEN CONSENT OF PDQ MANUFACTURING, INC.



PDQ
 Vehicle Wash Systems
 A DOWEY COMPANY

DESCRIPTION:
**LASERWASH LEG-MOUNT
 FRAME**

PICTORIAL PARTS CATALOG - CONFIDENTIAL
 DWG. NO. **09050034** REV **01**



RAIL END SUPPORTS

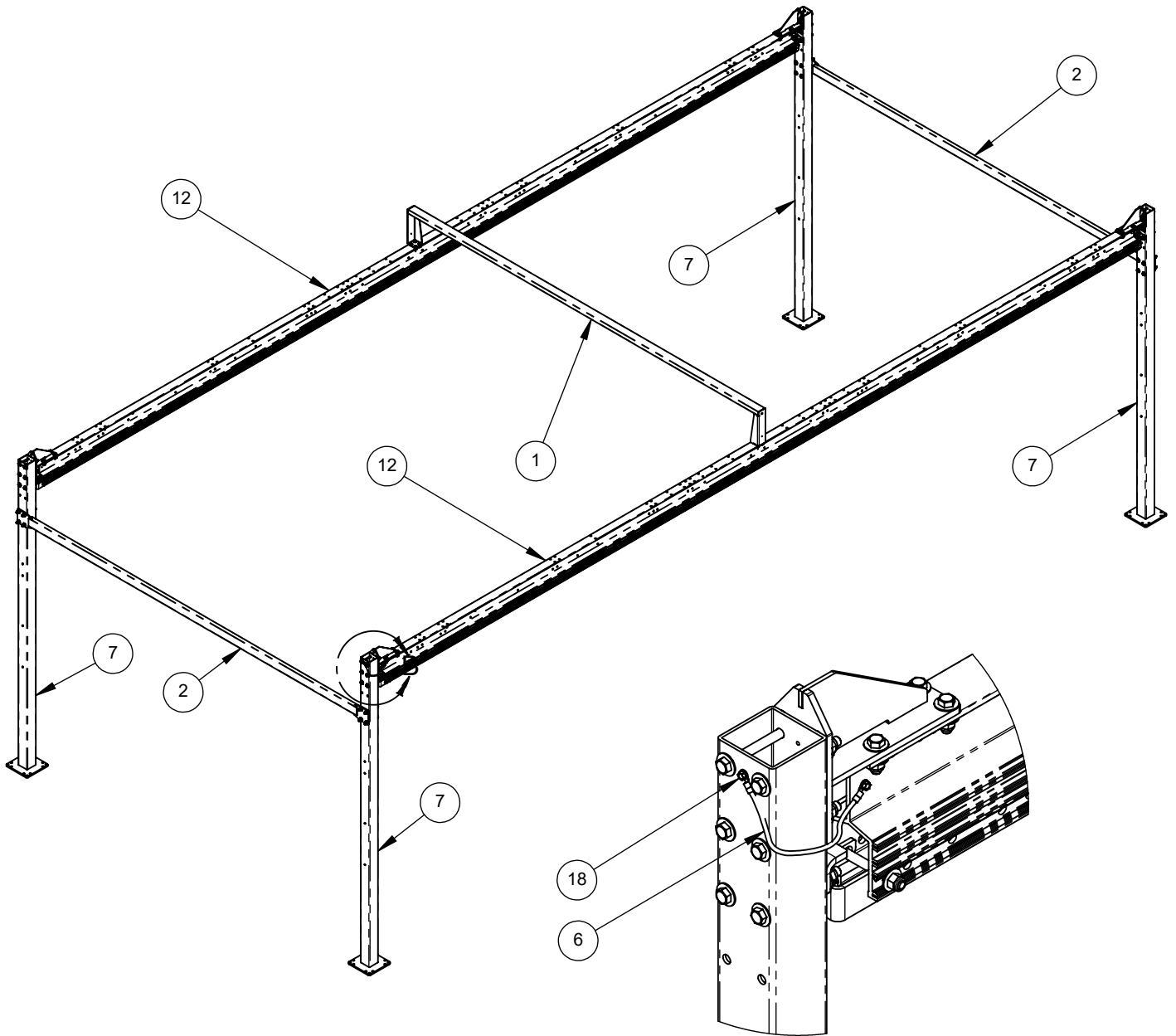
THIS DRAWING AND THE INFORMATION THEREIN IS THE SOLE PROPERTY OF PDQ MANUFACTURING, INC. AND CANNOT BE COPIED OR DISCLOSED WITHOUT THE WRITTEN CONSENT OF PDQ MANUFACTURING, INC.

FRAME ASSEMBLY

SEE NEXT PAGE

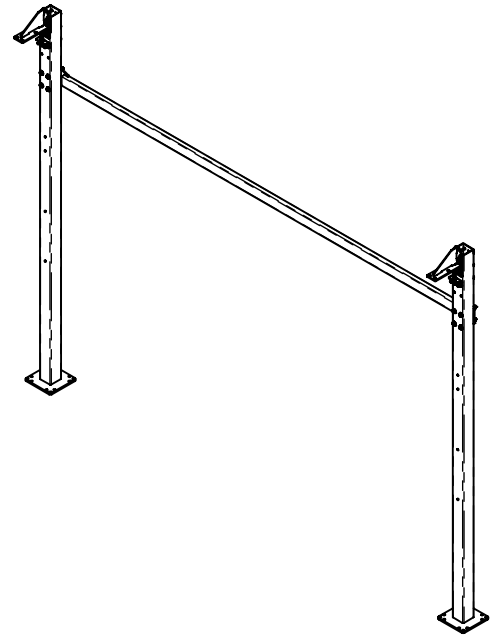
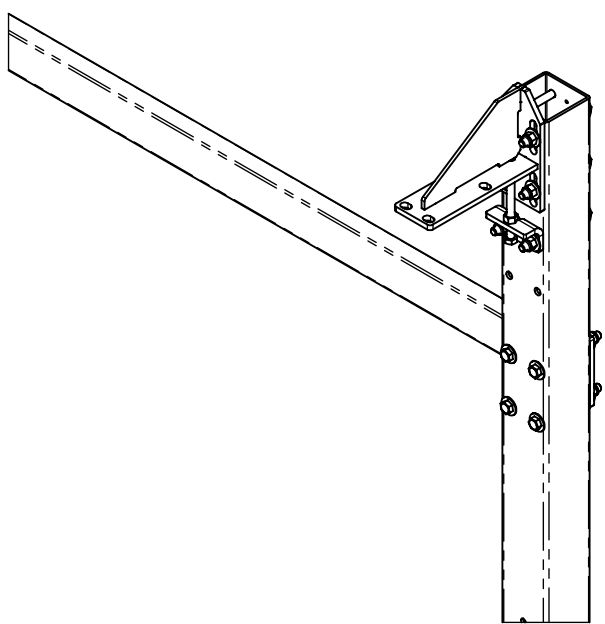
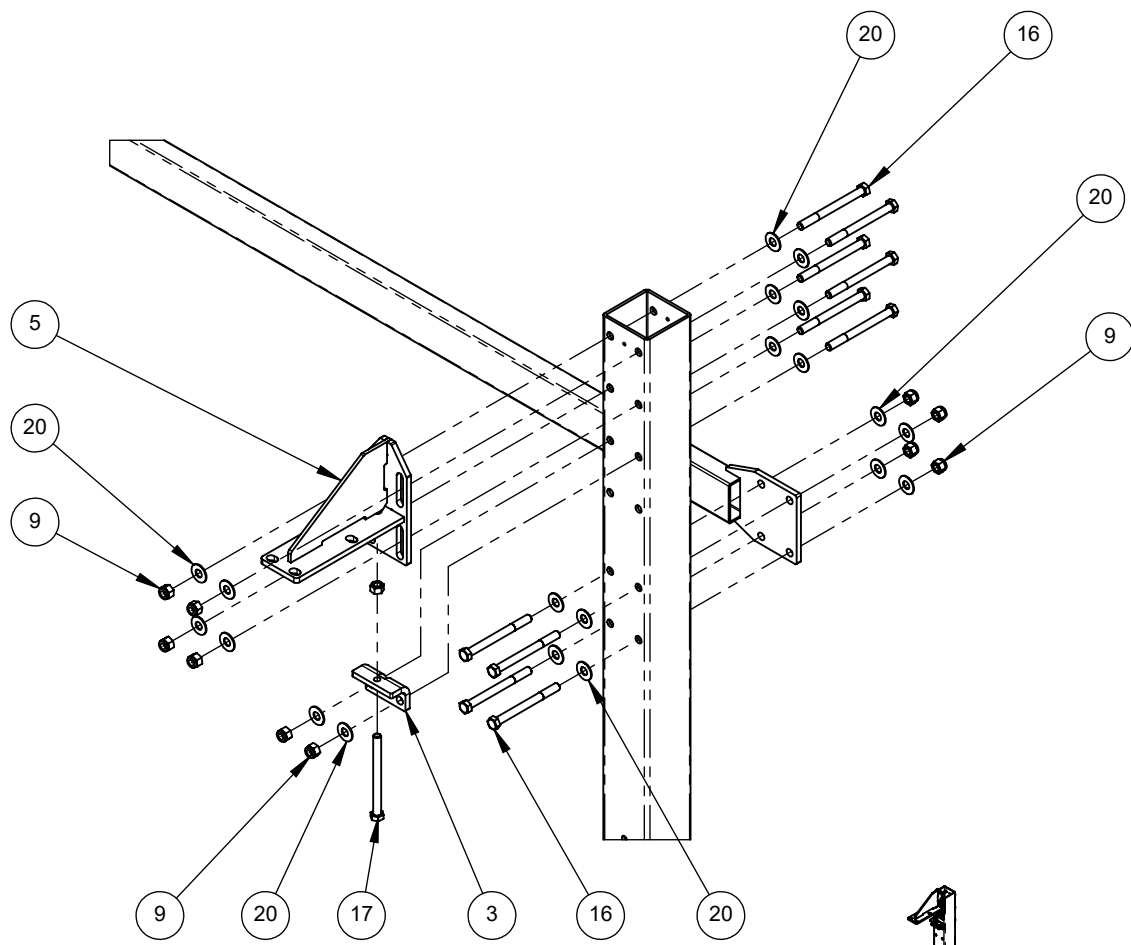
ITEM	PART #	DESCRIPTION
1	06230110	BEAM,FRAME,CROSS-BAY,CENTER,SST,LW
2	06230115	BEAM,FRAME,CROSS-BAY,END,SST,LWASH/LJET
3	06140913	BRACKET,RAIL-ATTACH,ADJUSTMENT,SST
4	06140916	BRACKET,RAIL-ATTACH,END-SUPPORT,SST
5	06140909	BRACKET,RAIL-ATTACH,LEG-MTG,SST
6	04080222	HARNESS,KIT,GROUNDING,FREESTANDING-FRAME
7	06230108	LEG,FRAME,CORNER,4x4,SST,LWASH/LJET
8	71015-JCS	NUT,1/2-13,HEX,JAM,SST
9	71015-NCS	NUT,1/2-13,HEX,LOCK,SST
10	71015-HCS	NUT,1/2-13,HEX,SST
11	71013-NCS	NUT,3/8-16,HEX,LOCK,SST
12	06230143	RAIL,ROLLER,TRACK,WALL/FRAME,334",LWASH
13	70258-HCS	SCREW,1/2-13x1.75,HHCS,SST
14	70259-HCS	SCREW,1/2-13x2.00,HHCS,SST
15	05040253	SCREW,1/2-13x5.00,HHCS,SST
16	05040220	SCREW,1/2-13x5.50,HHCS,SST
17	05040215	SCREW,1/2-13x6.00,HHCS,SST,FULL-THD
18	73726-THCZ	SCREW,1/4-14x.75,HWHTEK,ZP
19	70181-HCS	SCREW,3/8-16x1.25,HHCS,SST
20	71515-FSS	WASHER,1/2,FLAT,SST
21	71513-FS	WASHER,3/8,FLAT,1-OD,.083THK,SST

PICTORIAL PARTS CATALOG		
DESCRIPTION: FREESTANDING FRAME, WITHOUT INTEGRATED DRYER		
DWG. NO. 09050029	REV 02	SHEET 1 OF 5
 		
VEHICLE WASH SYSTEMS		
PART OF OPW  COMPANY		



PICTORIAL PARTS CATALOG		
DESCRIPTION: FREESTANDING FRAME, WITHOUT INTEGRATED DRYER		
DWG. NO.	REV	SHEET
09050029	02	2 OF 5





LEG ARCH

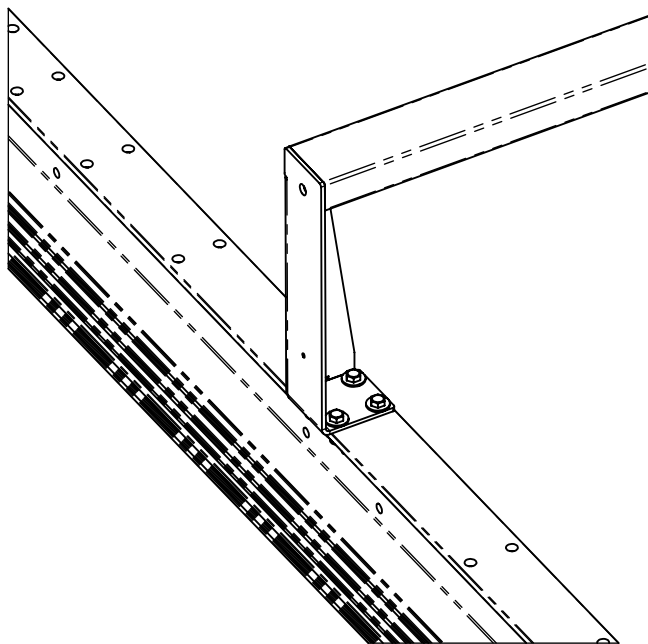
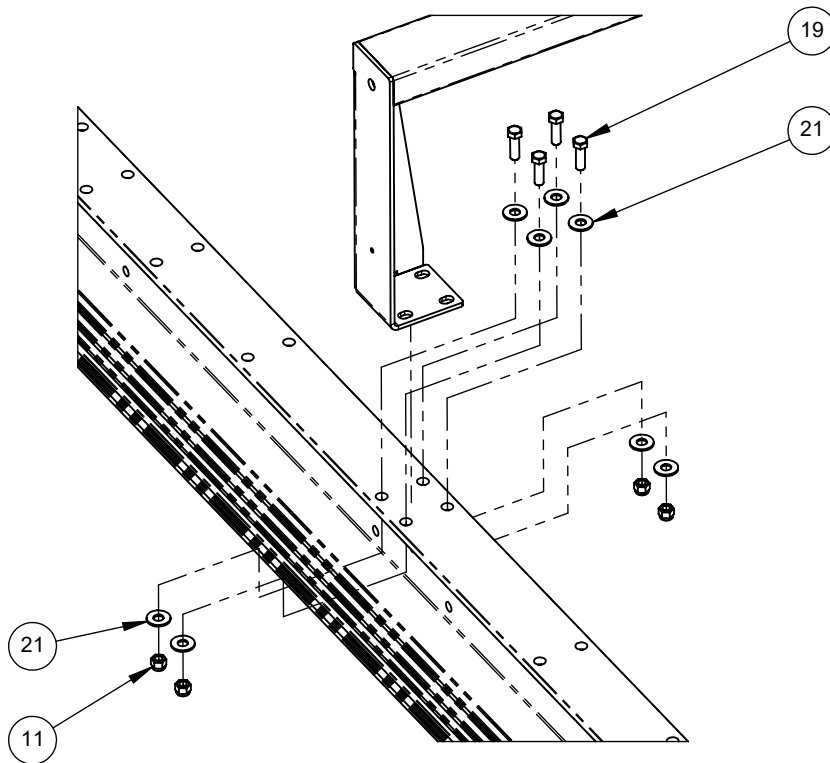
PICTORIAL PARTS CATALOG

DESCRIPTION:
FREESTANDING FRAME, WITHOUT INTEGRATED DRYER

DWG. NO.	REV	SHEET
09050029	02	3 OF 5

PDQ
 VEHICLE WASH SYSTEMS

PART OF OPW DOVER COMPANY



CENTER BEAM

PICTORIAL PARTS CATALOG

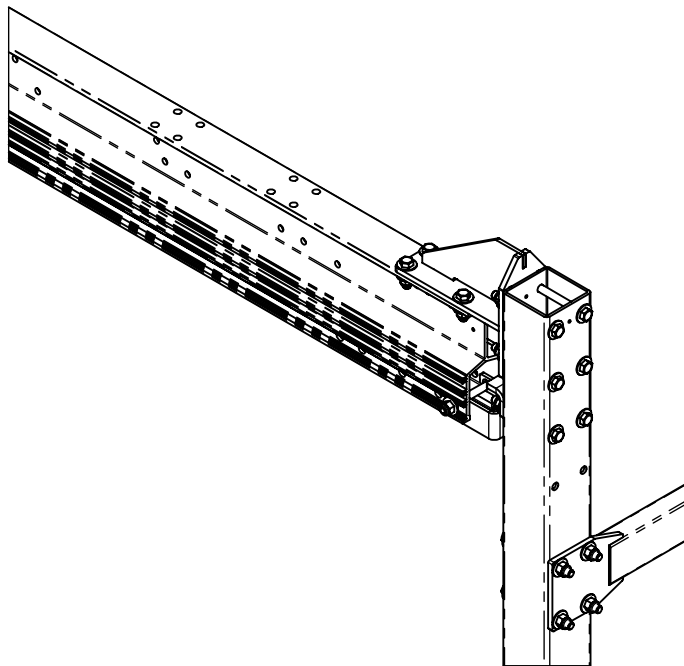
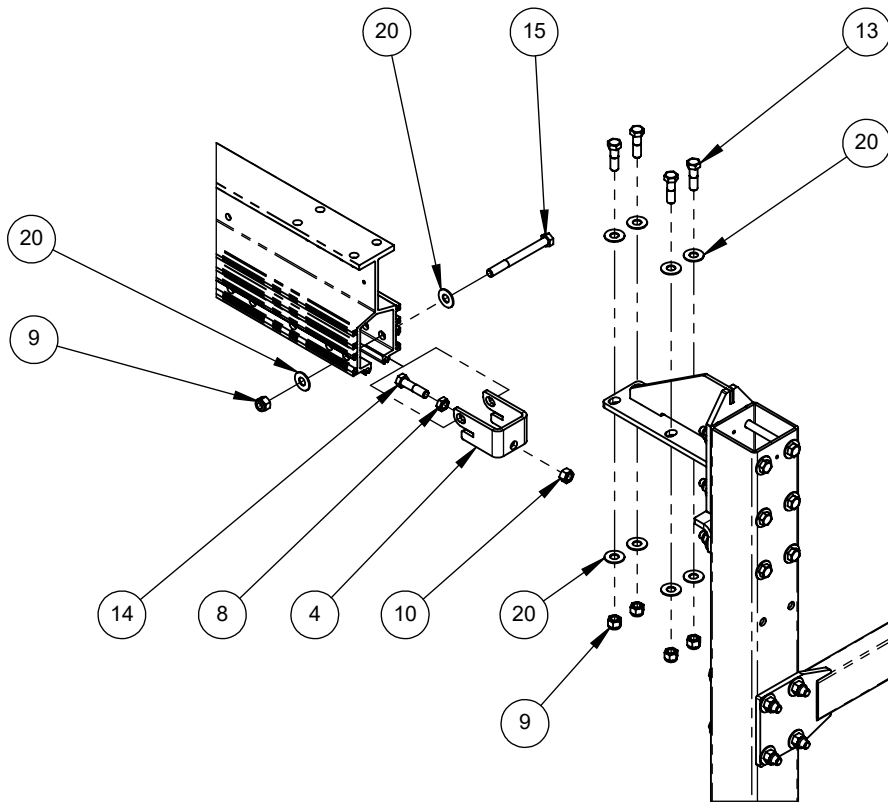
DESCRIPTION:
FREESTANDING FRAME, WITHOUT
INTEGRATED DRYER

DWG. NO.	REV	SHEET
09050029	02	4 OF 5



PART OF OPW

A DOVER COMPANY



RAIL MOUNTING AND SUPPORT

PICTORIAL PARTS CATALOG

DESCRIPTION:
FREESTANDING FRAME, WITHOUT INTEGRATED DRYER

DWG. NO.	REV	SHEET
09050029	02	5 OF 5



PART OF OPW

DOVER COMPANY

ITEM	PART #	DESCRIPTION
1	M530029-S	ANGLE WALL MOUNT ST STL
2	06140880	BRACKET,RAIL-ATTACH,WALL-MTG,SST
3	M310093-S	BRACKET,RAIL-SUPPORT,WALL-MOUNT,SST
4	71015-NCS	NUT,1/2-13,HEX,LOCK,SST
5	71015-HCS	NUT,1/2-13,HEX,SST
6	71018-JCS	NUT,3/4-10,HEX,JAM,SST
7	71018-HCS	NUT,3/4-10,HEX,SST
8	71013-NCS	NUT,3/8-16,HEX,LOCK,SST
9	M330033-S	PLATE,BACKING,.25x4.00x4.00,SST,1/2-RODS
10	70257-HCS	SCREW,1/2-13x1.50,HHCS,SST
11	70267-HCS	SCREW,1/2-13x4.00,HHCS,SST
12	70181-HCS	SCREW,3/8-16x1.25,HHCS,SST
13	M390020-S	THREADED-ROD,1/2-13x14.00,SST
14	M390124-S	TIE-ROD,3/4NCx14.62,RAIL-MOUNT,SST
15	M390122-S	TIE-ROD,3/4NCx16.75,RAIL-MOUNT,SST
16	71515-LS	WASHER,1/2,LOCK,SST
17	71513-FS	WASHER,3/8,FLAT,1-OD,.083THK,SST
18	M390124-S1	TIE-ROD,3/4NCx12.44,RAIL-MOUNT,SST

PICTORIAL PARTS CATALOG

DESCRIPTION:
WALL MOUNT BRACKETS 14'4" -
16'1" BAY

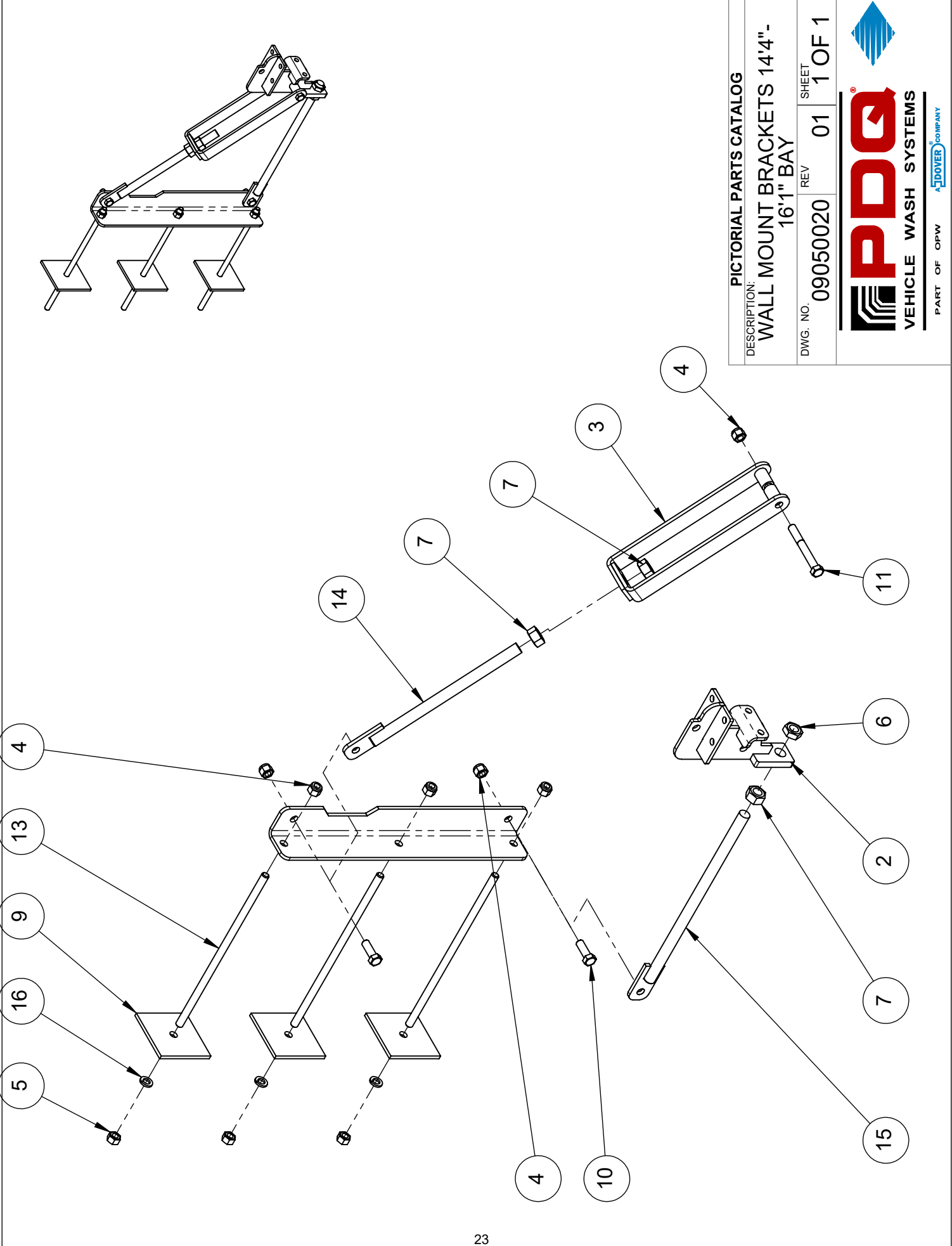
DWG. NO. 09050020 REV 01 SHEET 1 OF 1



PDQ
VEHICLE WASH SYSTEMS

PART OF OPW
A DOVER COMPANY

CONFIDENTIAL



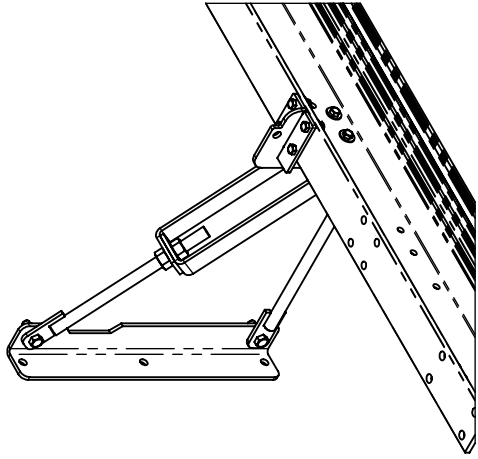
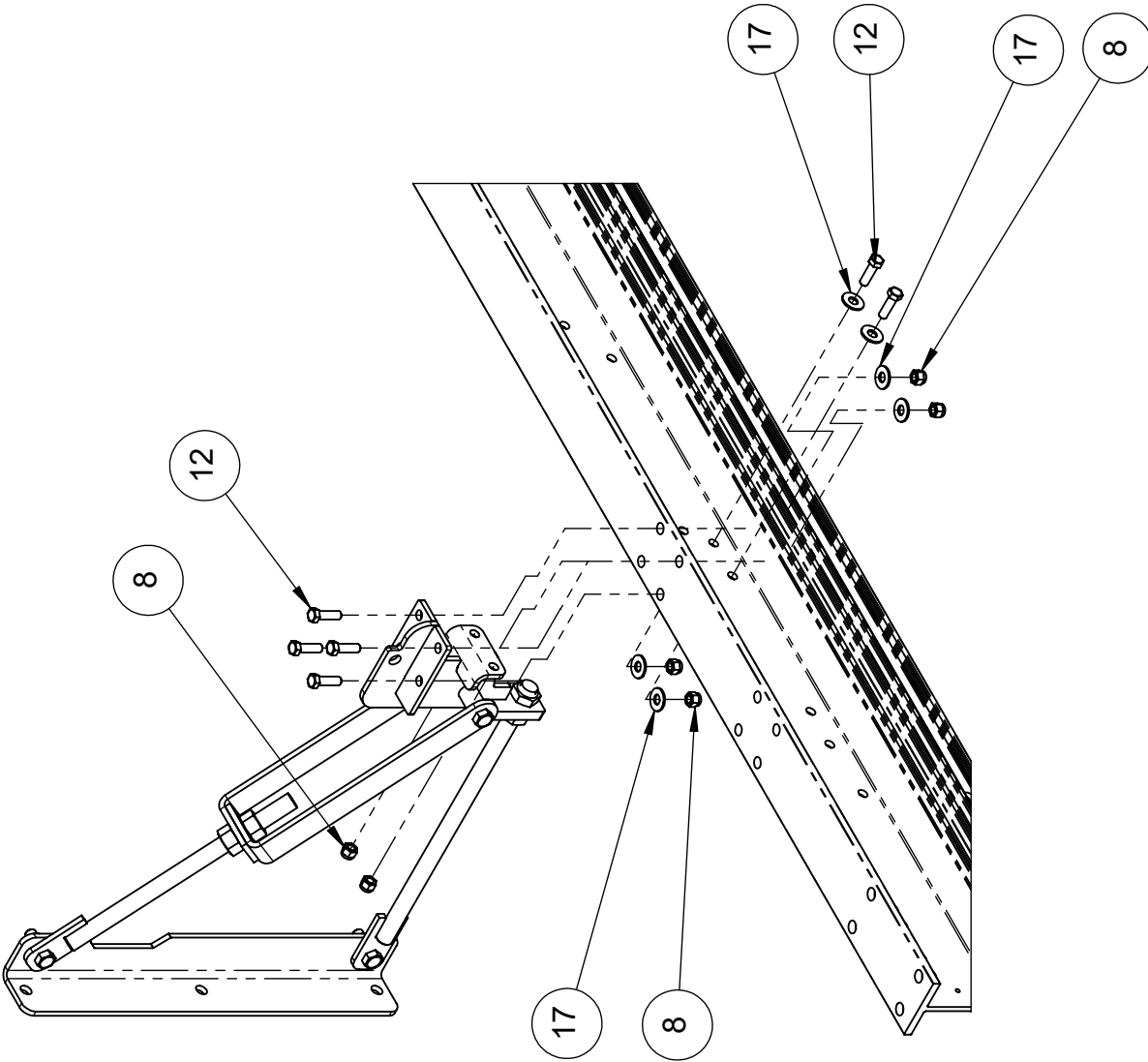
PICTORIAL PARTS CATALOG

DESCRIPTION:
WALL MOUNT BRACKETS 14'4"-
16'1" BAY

DWG. NO.	REV	SHEET
09050020	01	1 OF 1

PDQ
VEHICLE WASH SYSTEMS
PART OF OPW
A DOVER COMPANY

THIS DRAWING AND THE INFORMATION THEREIN IS THE SOLE PROPERTY OF PDQ MANUFACTURING, INC. AND CANNOT BE COPIED OR DISCLOSED WITHOUT THE WRITTEN CONSENT OF PDQ MANUFACTURING, INC.



PICTORIAL PARTS CATALOG

DESCRIPTION:
WALL MOUNT BRACKETS 14'4"-
16'1" BAY

DWG. NO. 09050020 REV 01 SHEET 1 OF 1



PDQ
VEHICLE WASH SYSTEMS

PART OF OPW
A DOVER COMPANY

ITEM	PART #	DESCRIPTION
1	M530042-S	ANGLE,WALL-MOUNT,18-0-BAY,STD-LW4K,SST
2	M390020-S	THREADED-ROD,1/2-13x14.00,SST
3	71015-NCS	NUT,1/2-13,HEX,LOCK,SST
4	71015-HCS	NUT,1/2-13,HEX,SST
5	71018-JCS	NUT,3/4-10,HEX,JAM,SST
6	71018-HCS	NUT,3/4-10,HEX,SST
7	71013-NCS	NUT,3/8-16,HEX,LOCK,SST
8	M330033-S	PLATE,BACKING,.25x4.00x4.00,SST,1/2-RODS
9	71515-LS	WASHER,1/2,LOCK,SST
10	M390123-S	TIE-ROD,3/4NCx28.75,RAIL-MOUNT
11	M390123-S	TIE-ROD,3/4NCx28.75,RAIL-MOUNT
12	70257-HCS	SCREW,1/2-13x1.50,HHCS,SST
13	70267-HCS	SCREW,1/2-13x4.00,HHCS,SST
14	70181-HCS	SCREW,3/8-16x1.25,HHCS,SST
15	M580012	PIPE,.75x18,SST
16	06140880	BRACKET,RAIL-ATTACH,WALL-MTG,SST
17	M310093-S	BRACKET,RAIL-SUPPORT,SST
18	71513-FS	WASHER,3/8,FLAT,SST

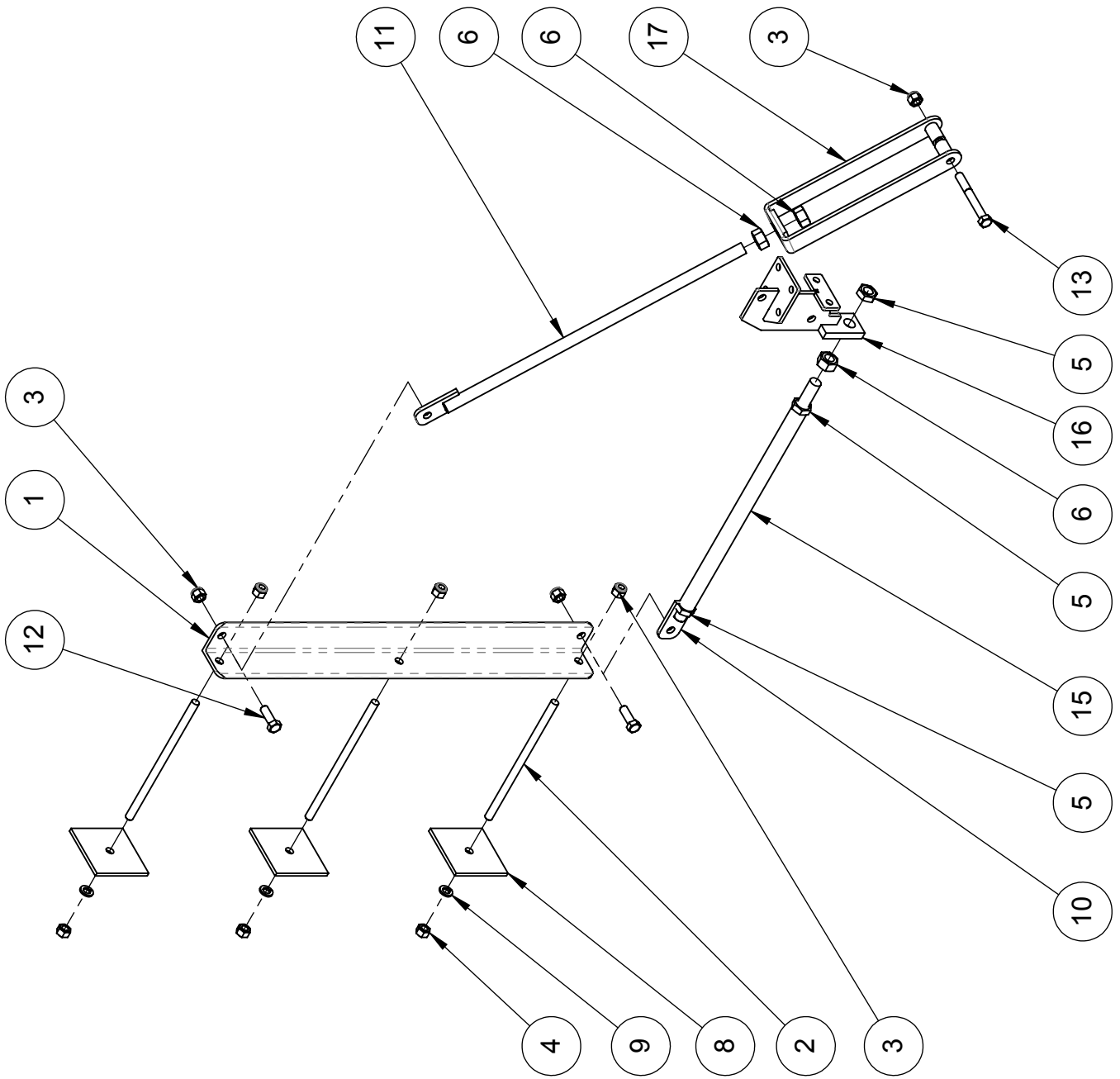
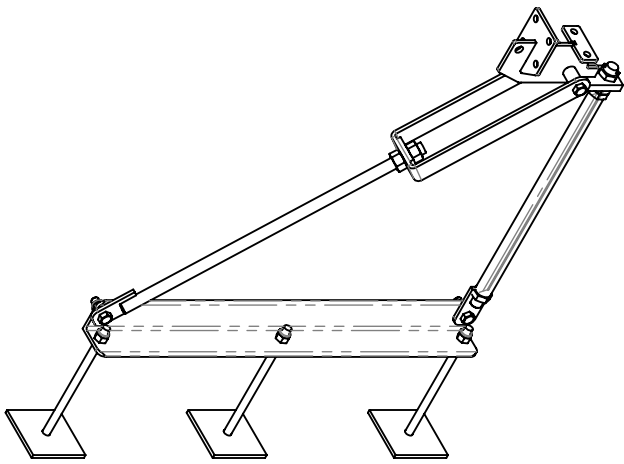


Vehicle Wash Systems
A DOWDER COMPANY

DESCRIPTION:
WALL MOUNT BRACKETS
16'1"-18'1"

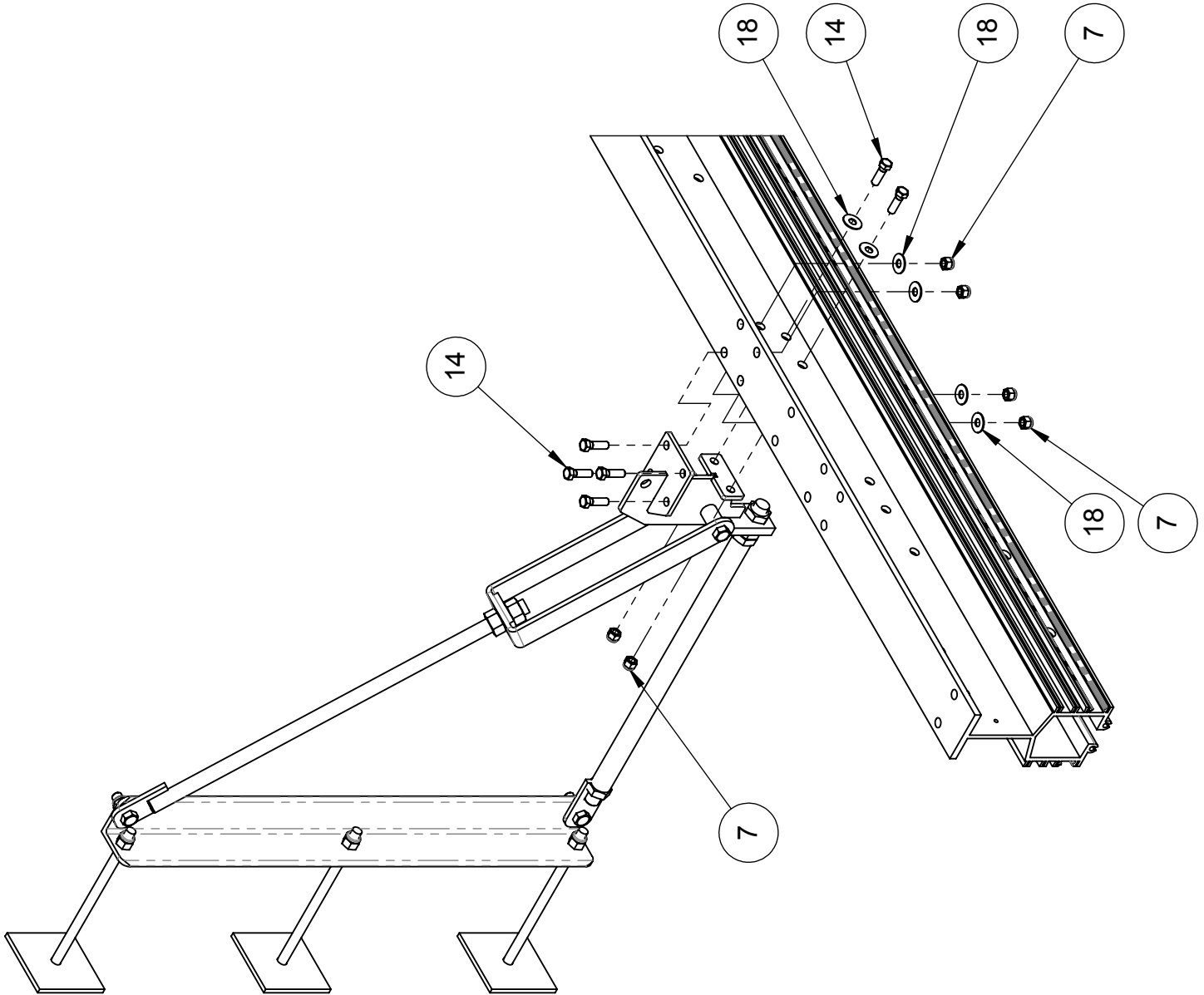
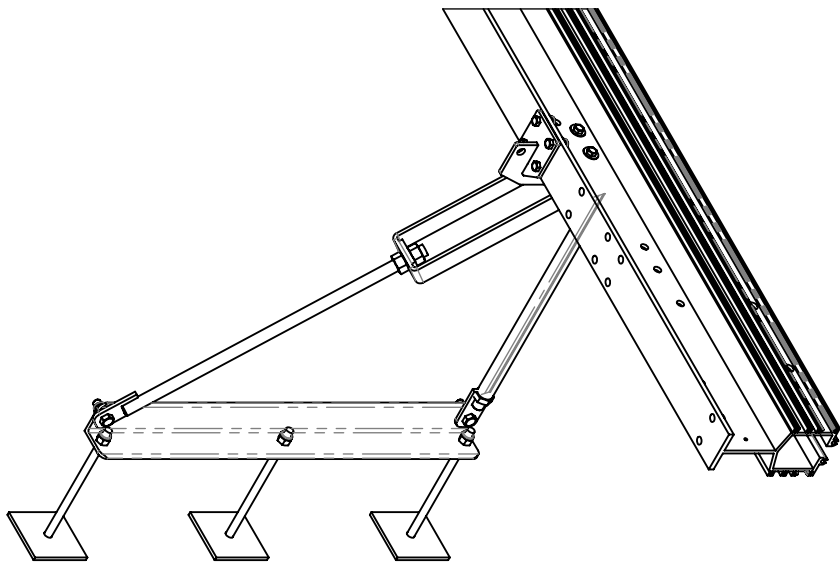
PICTORIAL PARTS CATALOG - CONFIDENTIAL
DWG. NO. REV


09050023 00



DESCRIPTION:
WALL MOUNT BRACKETS
16'1"-18'1"

PICTORIAL PARTS CATALOG - CONFIDENTIAL
 DWG. NO. **09050023**
 REV **00**




Vehicle Wash Systems
 A DOWER COMPANY

DESCRIPTION:
WALL MOUNT BRACKETS
16'1"-18'1"

PICTORIAL PARTS CATALOG - CONFIDENTIAL
 DWG. NO. **09050023** REV **00**

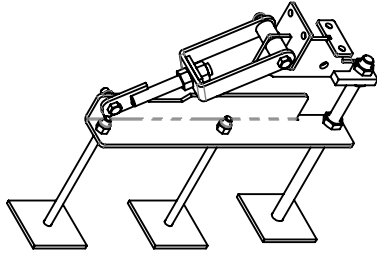
ITEM	PART #	DESCRIPTION
1	06140892	BRACKET,ANGLE,WALL-MT,NARROW,SST,LW
2	06140880	BRACKET,RAIL-ATTACH,WALL-MTG,SST
3	06140891	BRACKET,RAIL-SUPPORT,SHORT,SST
4	71015-NCS	NUT,1/2-13,HEX,LOCK,SST
5	71015-HCS	NUT,1/2-13,HEX,SST
6	71018-JCS	NUT,3/4-10,HEX,JAM,SST
7	71018-HCS	NUT,3/4-10,HEX,SST
8	71013-NCS	NUT,3/8-16,HEX,LOCK,SST
9	M330033-S	PLATE,BACKING,.25x4.00x4.00,SST,1/2-RODS
10	M330052-S	PLATE,BACKING,.25x4.00x4.00,SST,3/4-RODS
11	70257-HCS	SCREW,1/2-13x1.50,HHCS,SST
12	70267-HCS	SCREW,1/2-13x4.00,HHCS,SST
13	70181-HCS	SCREW,3/8-16x1.25,HHCS,SST
14	M390020-S	THREADED-ROD,1/2-13x14.00,SST
15	M390035-S	THREADED-ROD,3/4-10x21.00,SST
16	06180058	TIE-ROD,3/4NCx8.12,RAIL-MOUNT,SST
17	71515-LS	WASHER,1/2,LOCK,SST
18	71518-LS	WASHER,3/4,LOCK,SST
19	71513-FS	WASHER,3/8,FLAT,SST



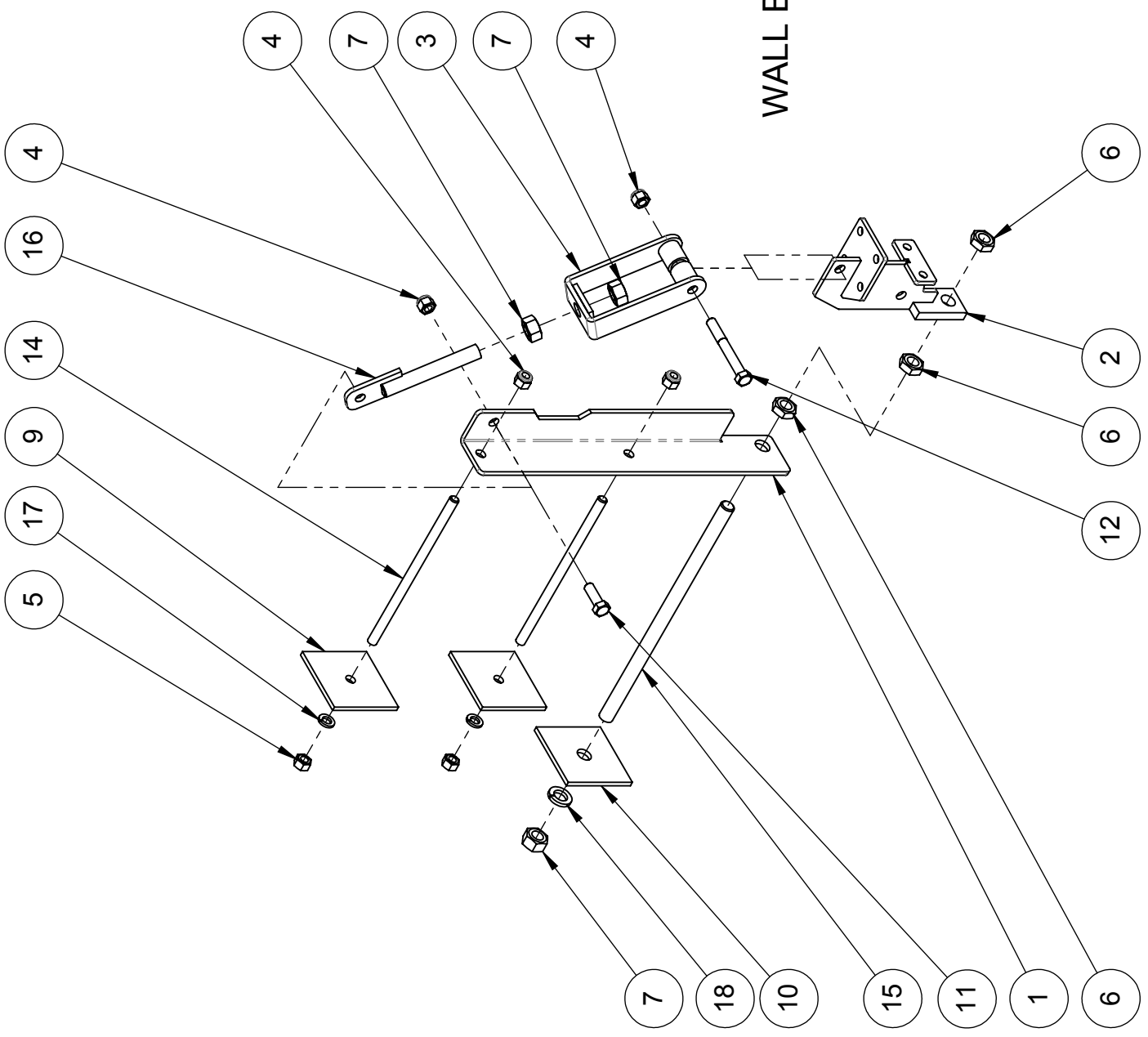
Vehicle Wash Systems
A DOWEY COMPANY

DESCRIPTION:
WALL MOUNT BRACKETS
13'-6" - 14'-4"

PICTORIAL PARTS CATALOG - CONFIDENTIAL
DWG. NO
09050025
REV
00

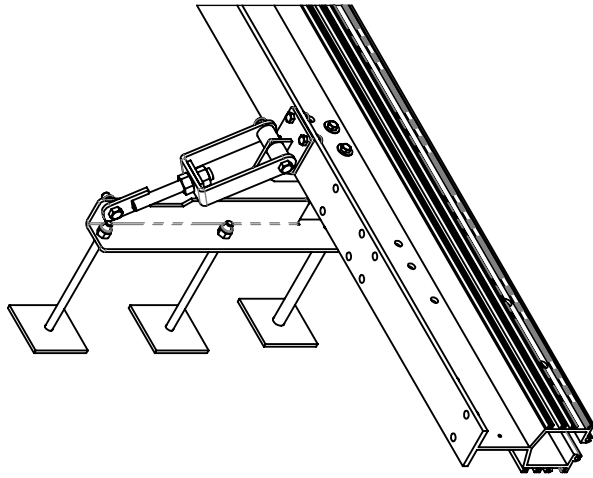


WALL BRACKET ASSEMBLY

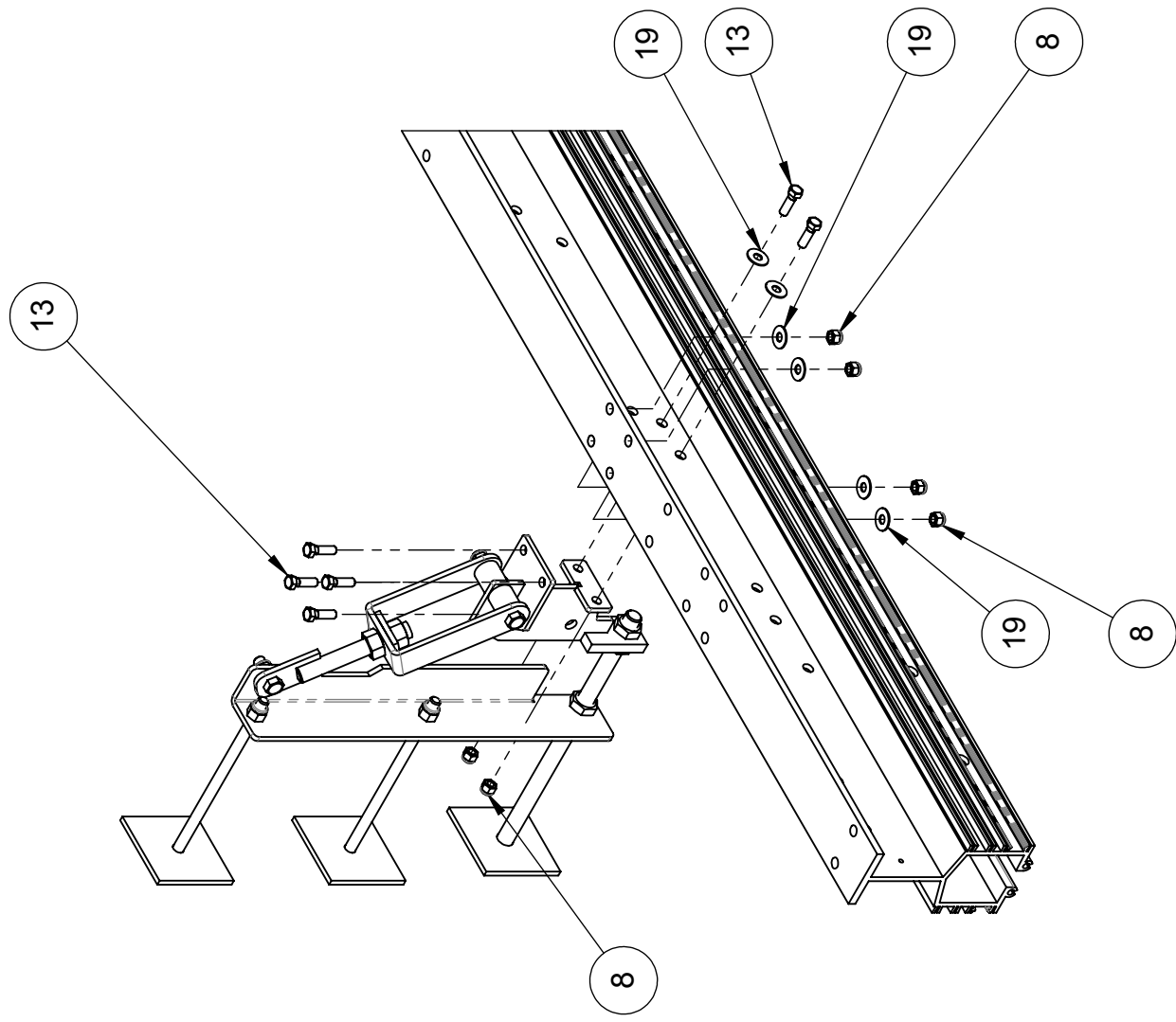


PDQ	Vehicle Wash Systems A DOWER COMPANY
DESCRIPTION: WALL MOUNT BRACKETS 13'-6" - 14'-4"	
PICTORIAL PARTS CATALOG - CONFIDENTIAL	REV
DWG. NO	09050025
	00

THIS DRAWING AND THE INFORMATION THEREIN IS THE SOLE PROPERTY OF PDQ MANUFACTURING, INC. AND CANNOT BE COPIED OR DISCLOSED WITHOUT THE WRITTEN CONSENT OF PDQ MANUFACTURING, INC.



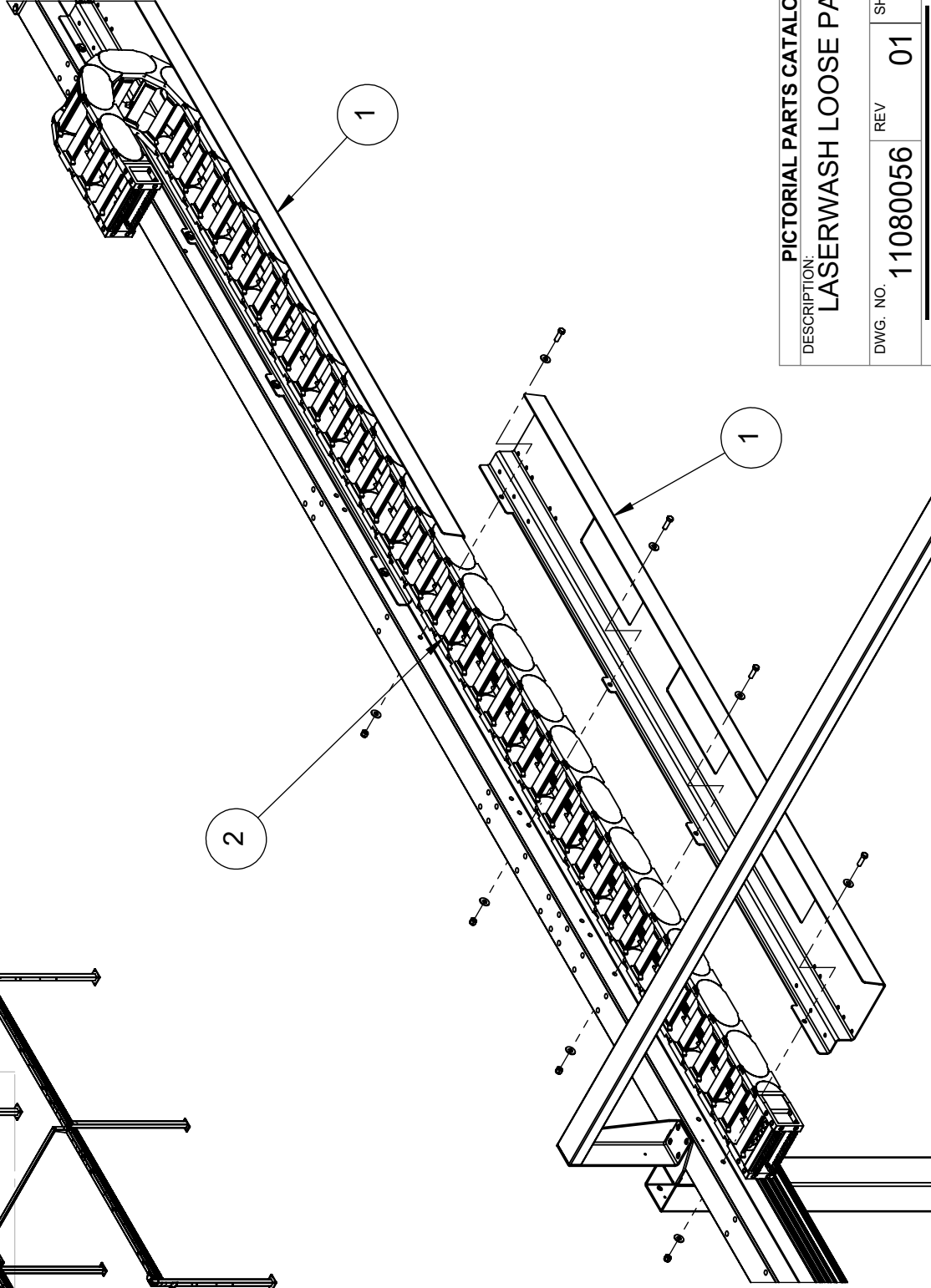
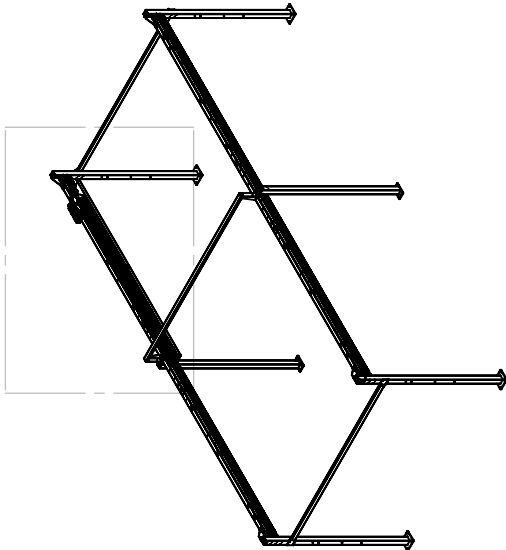
RAIL ATTACHMENT



 Vehicle Wash Systems A DOWER COMPANY	DESCRIPTION: WALL MOUNT BRACKETS 13'-6" - 14'-4"
	PICTORIAL PARTS CATALOG - CONFIDENTIAL DWG. NO. 09050025 REV 00

CONFIDENTIAL

ITEM	PART #	DESCRIPTION
1	06240439	TRAY, E-CHAIN, SUPPORT, E4-56-15, LW
2	06050089	E-CHAIN, BRIDGE, LASERWASH, 46-LINKS



PICTORIAL PARTS CATALOG
DESCRIPTION:
LASERWASH LOOSE PARTS

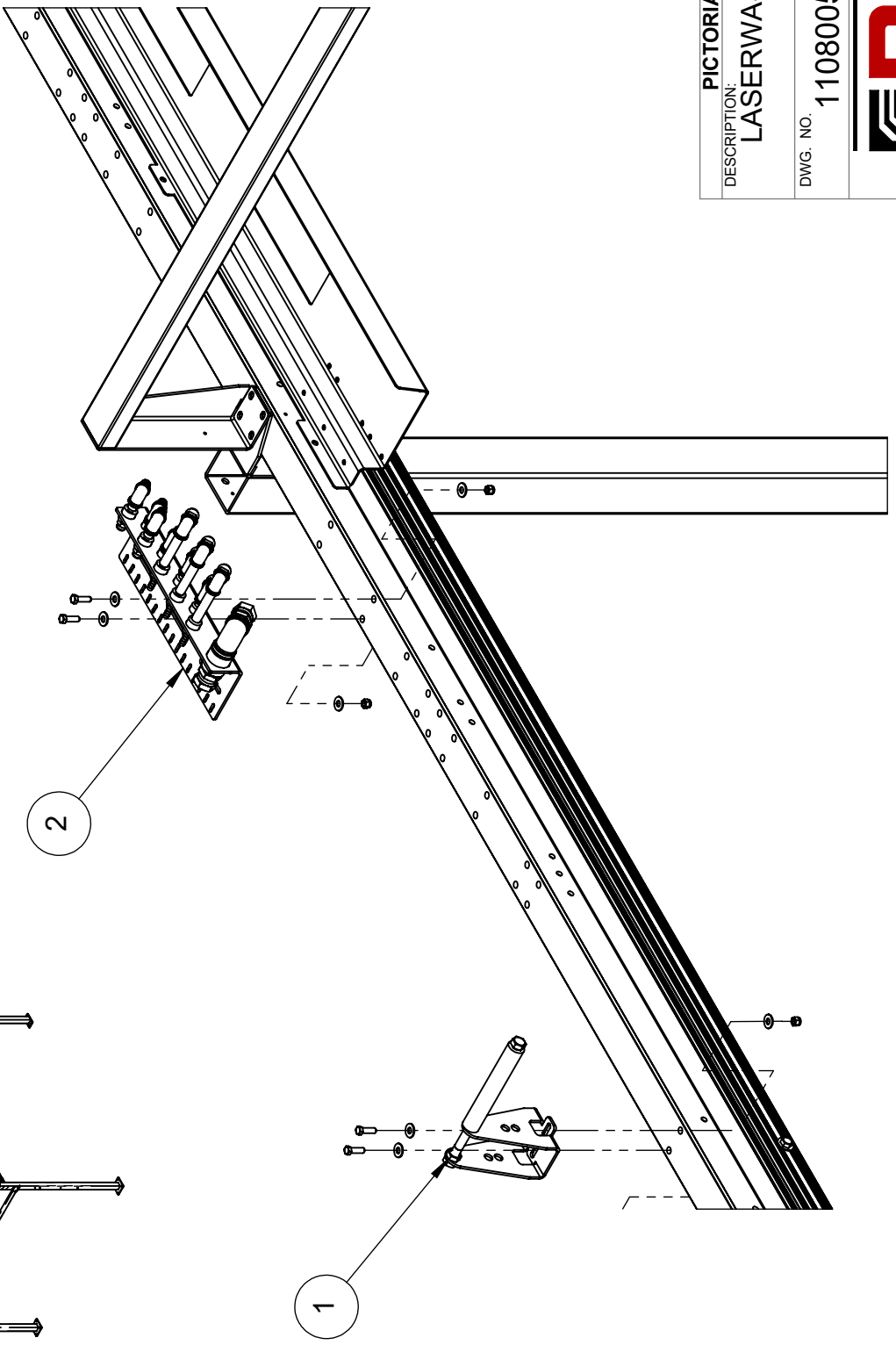
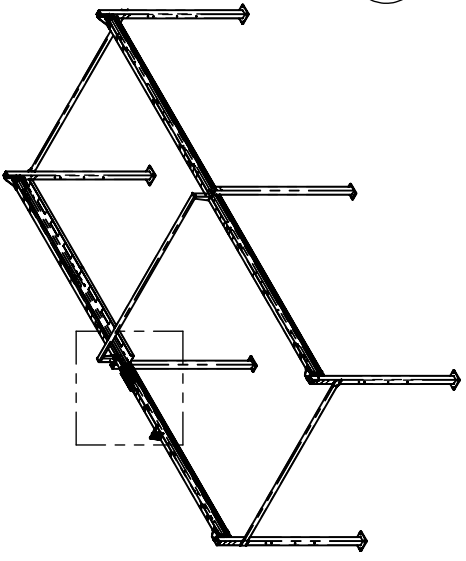
DWG. NO. 11080056 REV 01 SHEET 1 OF 7



THIS DRAWING AND THE INFORMATION THEREIN IS THE SOLE PROPERTY OF PDQ MANUFACTURING, INC. AND CANNOT BE COPIED OR DISCLOSED WITHOUT THE WRITTEN CONSENT OF PDQ MANUFACTURING, INC.

CONFIDENTIAL

ITEM	PART #	DESCRIPTION
1	11150050	ROLLER, E-CHAIN, BRIDGE, LW/TANDEM/LJ
2	03220371	MANIFOLD, BULKHEAD, ASSY, LW



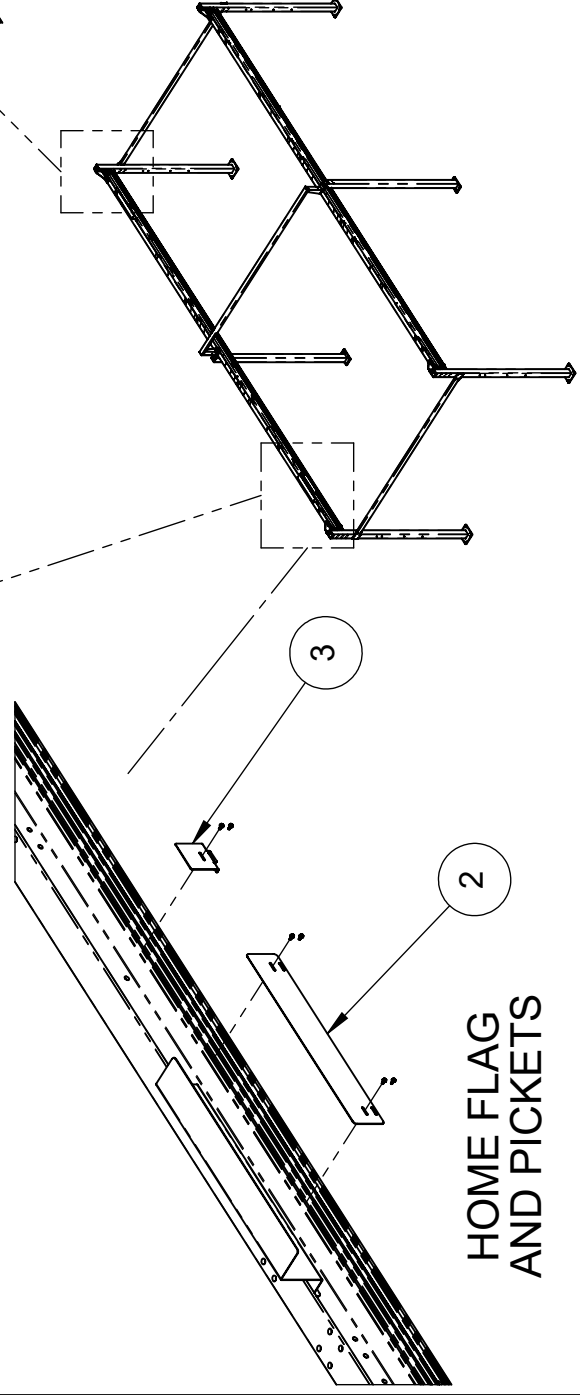
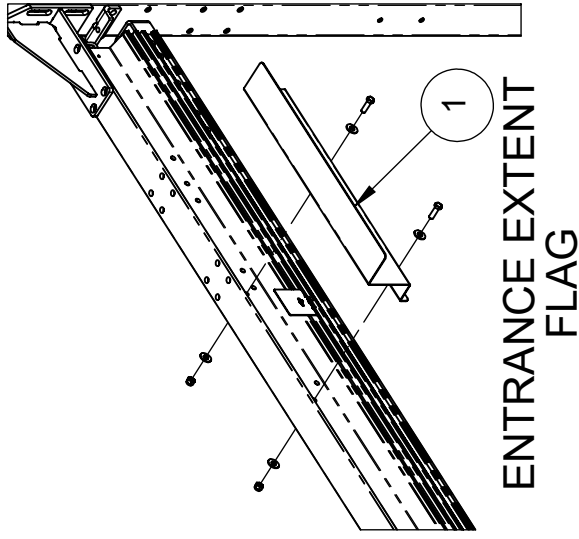
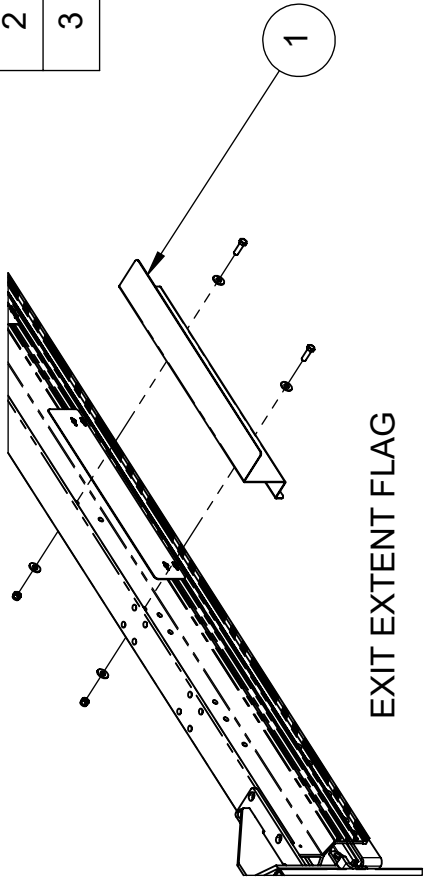
PICTORIAL PARTS CATALOG
 DESCRIPTION:
 LASERWASH LOOSE PARTS

DWG. NO. 11080056 REV 01 SHEET 2 OF 7



THIS DRAWING AND THE INFORMATION THEREIN IS THE SOLE PROPERTY OF PDQ MANUFACTURING, INC. AND CANNOT BE COPIED OR DISCLOSED WITHOUT THE WRITTEN CONSENT OF PDQ MANUFACTURING, INC.

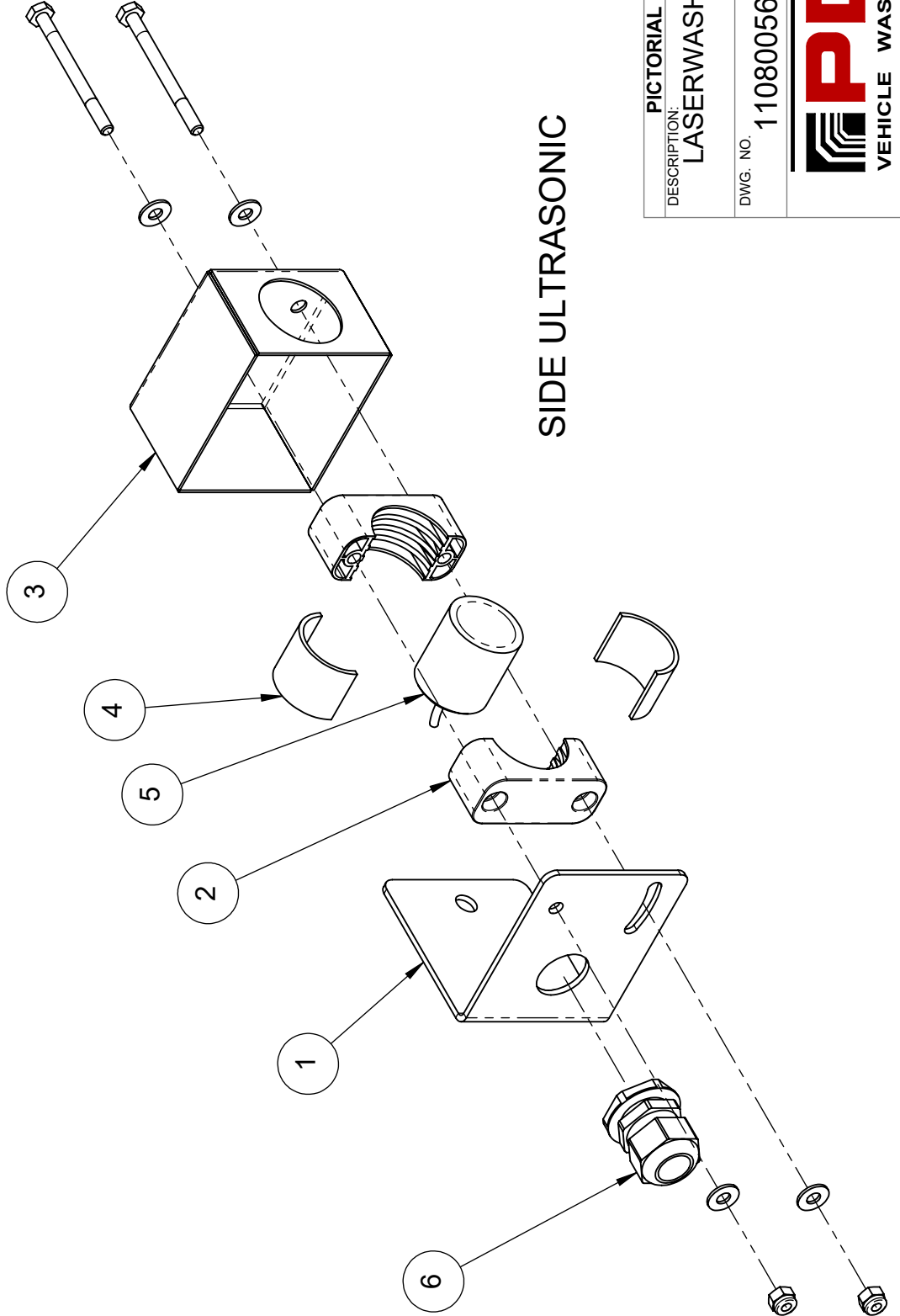
ITEM	PART #	DESCRIPTION
1	06480028	FLAG, BRIDGE, EXTENTS-POSITION, LASERWASH
2	06480024	FLAG, BRIDGE, HOME-POSITION, LASERWASH
3	06480026	FLAG, BRIDGE, PICKET-POSITION, LASERWASH



PICTORIAL PARTS CATALOG
 DESCRIPTION:
 LASERWASH LOOSE PARTS
 DWG. NO. 11080056 REV 01 SHEET 3 OF 7



ITEM	PART #	DESCRIPTION
1	06140572	BRACKET, ULTRASONIC-MOUNT, WALL
2	05050064	CLAMP, PIPE, 1-1/4x2.75x1.125, POLYAMIDE
3	06160254	COVER, ULTRASONIC, SST, LWM5
4	06060015	CUSHION, ULTRASONIC-MOUNT, SILICONE
5	04420036	SENSOR, ULTRASONIC, 75kHz, 60'CBL, 1.5"DIA
6	04450018	STRAIN-RELIEF, M25, .354-.669", PLSTC



SIDE ULTRASONIC

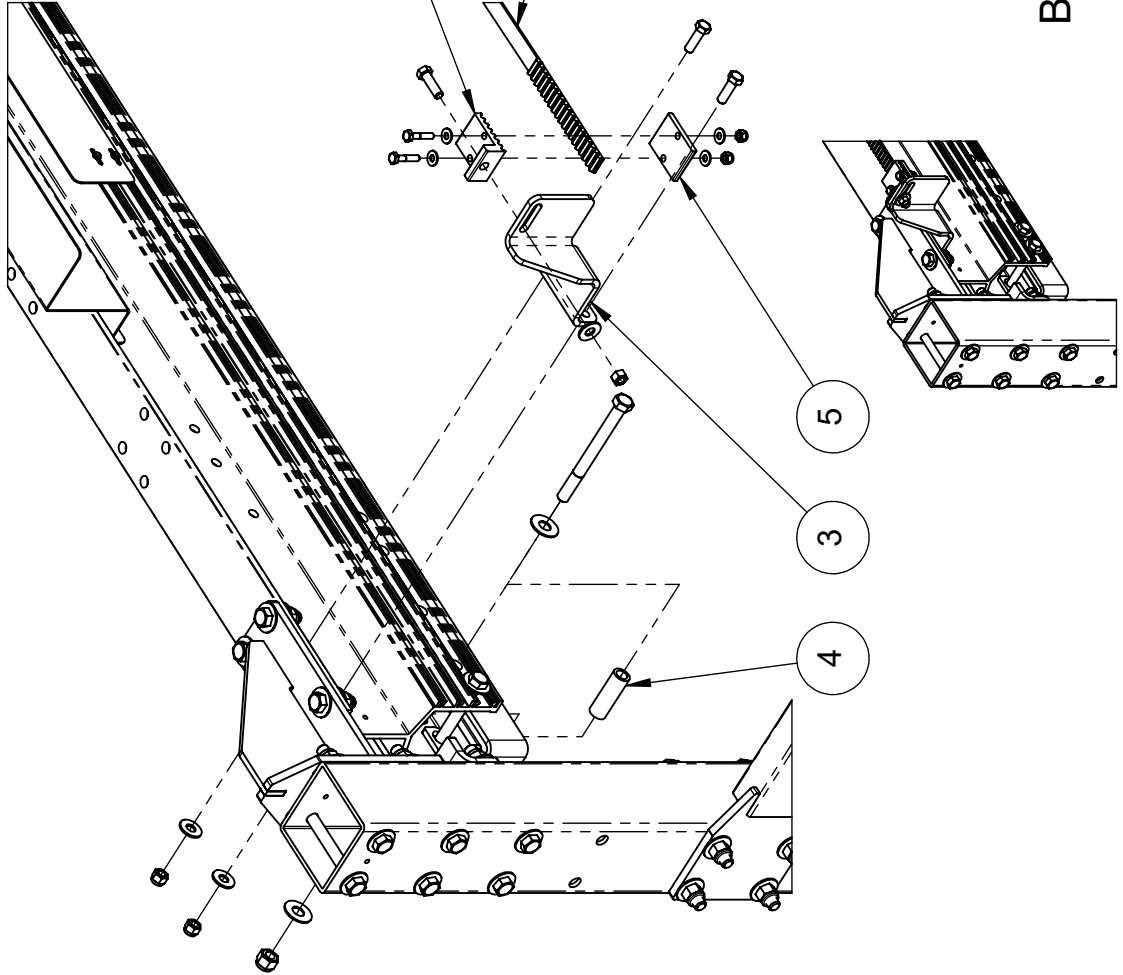
PICTORIAL PARTS CATALOG
 DESCRIPTION:
 LASERWASH LOOSE PARTS

DWG. NO. 11080056 REV 01 SHEET 4 OF 7

PDQ
 VEHICLE WASH SYSTEMS
 PART OF OPW
 A DOVER COMPANY

**APPLIES TO LASERWASH
S/N LB0369 AND LOWER**

ITEM	PART #	DESCRIPTION
1	06120028	BELT,HTD-8M,20x11000mm,BRIDGE-DRIVE
2	06340037	BLOCK,BELT-RETAINER,8mmPITCH,26mmWIDE
3	06140937	BRACKET,BELT-TENSIONING,BRIDGE,LW/TANDEM
4	06060024	BUMPER,END-STOP,RUBBER,1/2"ID
5	06160384	COVER,BELT,RETAINER,MAX26mmWIDTH



MACHINE ENTRANCE END

MACHINE EXIT END

PICTORIAL PARTS CATALOG

DESCRIPTION:
LASERWASH LOOSE PARTS

DWG. NO. 11080056 REV 01 SHEET 5 OF 7



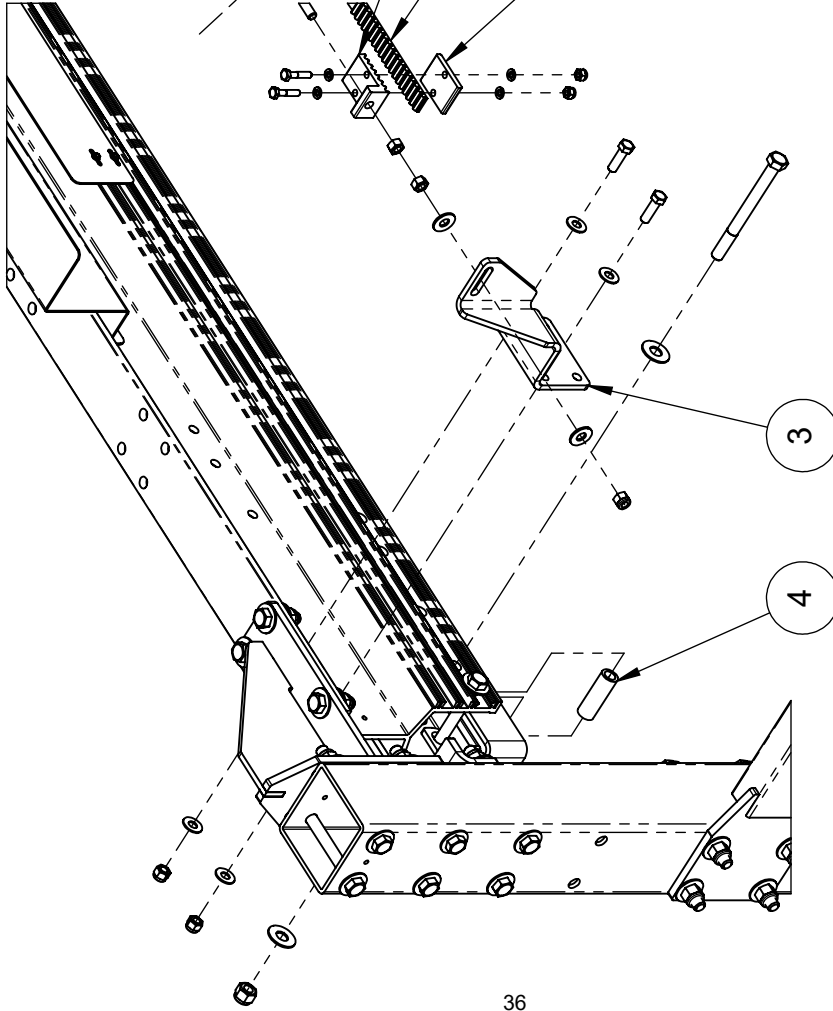
PDQ
VEHICLE WASH SYSTEMS

PART OF OPW
A DOVER COMPANY

**BELT AND
BELT TENSIONING
AND END STOP**

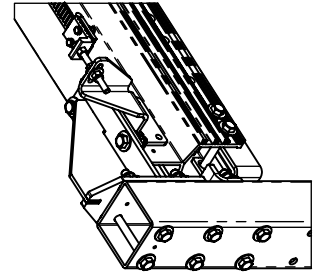
**APPLIES TO LASERWASH
S/N LB0370 AND HIGHER**

ITEM	PART #	DESCRIPTION
1	20028	BELT,HTD-8M,20x11000mm,BRIDGE-DRIVE
2	06340042	BLOCK,BELT-RETAINER,8mmPITCH,20mmWIDE
3	06141504	BRACKET,BELT-TENSION,BRIDGE,LW/TANDEM
4	06060024	BUMPER,END-STOP,RUBBER,1/2"ID
5	06160473	COVER,BELT,RETAINER,MAX20mmWIDTH



MACHINE ENTRANCE END

MACHINE EXIT END



**BELT AND
BELT TENSIONING
AND END STOP**

PICTORIAL PARTS CATALOG

DESCRIPTION:
LASERWASH LOOSE PARTS

DWG. NO. 11080056 REV 01 SHEET 6 OF 7

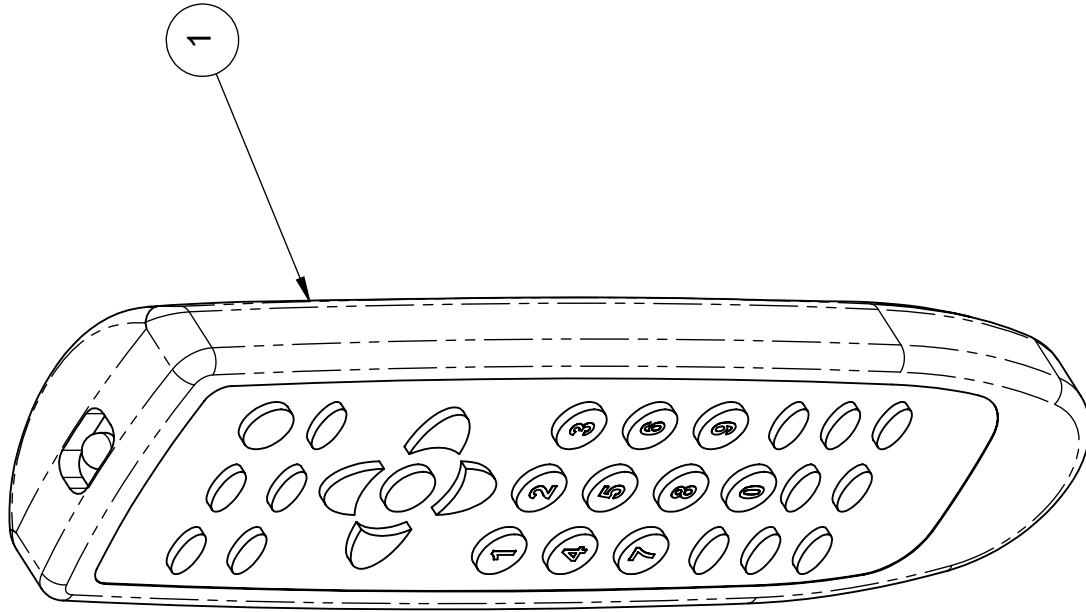


PDQ
VEHICLE WASH SYSTEMS

PART OF OPW
ADOVER COMPANY

CONFIDENTIAL

ITEM	PART #	DESCRIPTION
1	04540049	REMOTE-CONTROL,INFRARED,38KHZ,NEC-CODE



PICTORIAL PARTS CATALOG

DESCRIPTION:

LASERWASH LOOSE PARTS

DWG. NO. 11080056 REV 01 SHEET 7 OF 7

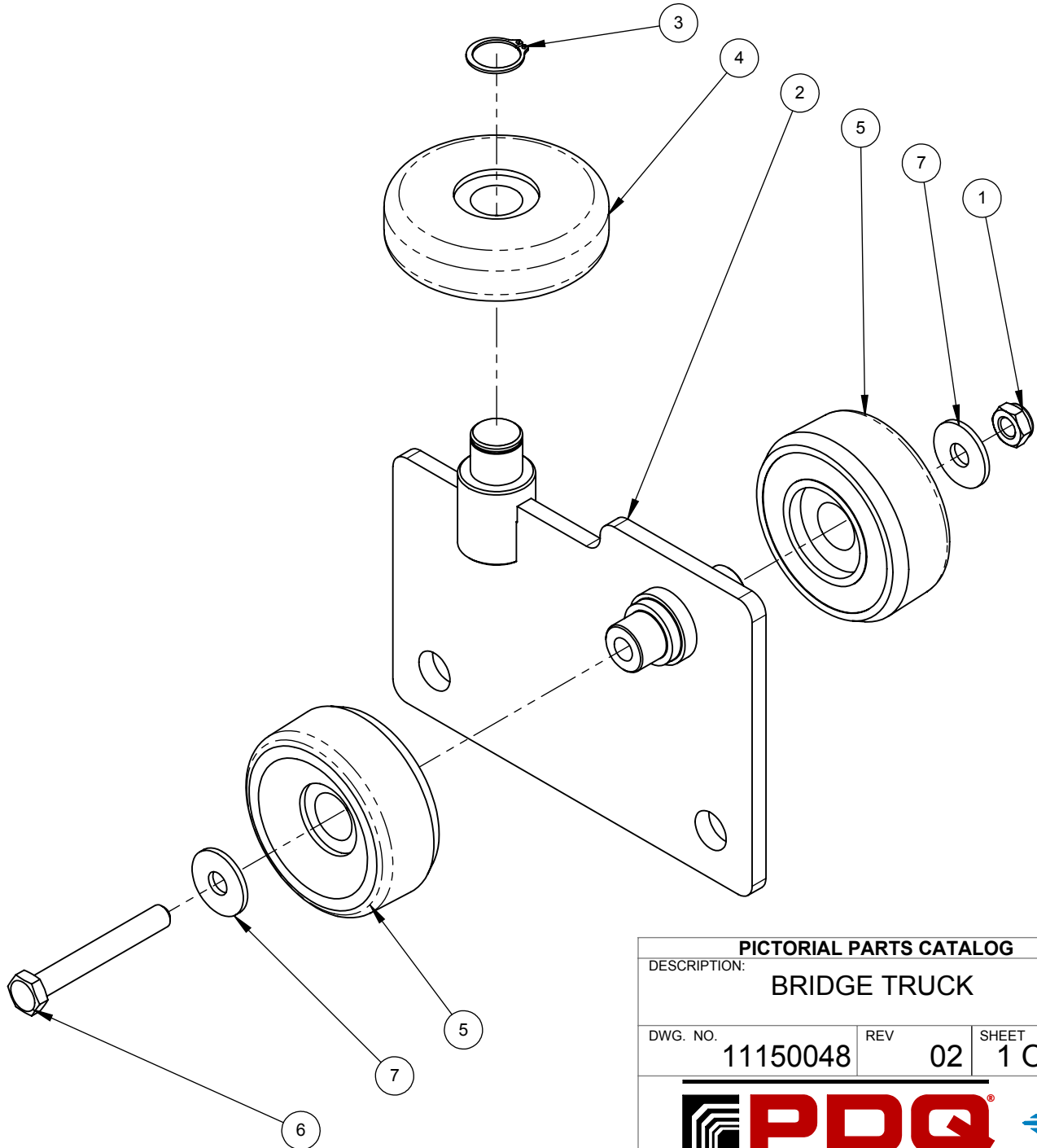
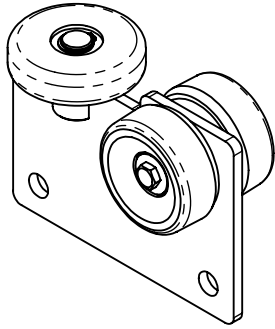





PDQ
VEHICLE WASH SYSTEMS

PART OF OPW
A DOVER COMPANY

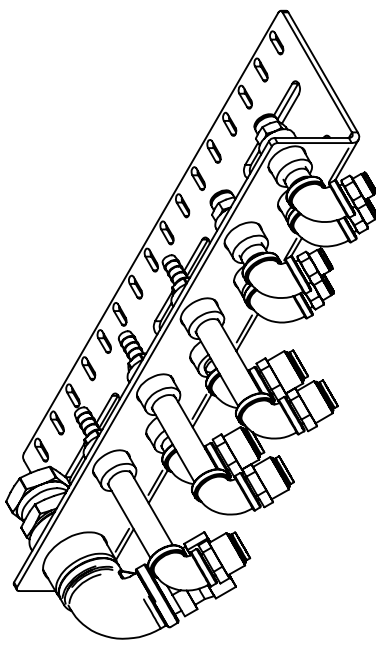

THIS DRAWING AND THE INFORMATION THEREIN IS THE SOLE PROPERTY OF PDQ MANUFACTURING, INC. AND CANNOT BE COPIED OR DISCLOSED WITHOUT THE WRITTEN CONSENT OF PDQ MANUFACTURING, INC.

ITEM	PART #	DESCRIPTION
1	05020074	NUT,5/16-18,HEX,LOCK,JAM,SST
2	06240328	PLATE,BRIDGE-TRUCK,LASERWASH
3	05120030	RETAINING-RING,17mm,EXT,SST
4	06170003	ROLLER,HORIZONTAL,2.88,DELTRIN,W/BEARING
5	06170008	ROLLER,TAPERED,2.66,DELTRIN,W/BEARING
6	05040261	SCREW,5/16-18x2.375,HHCS,SST
7	05030018	WASHER,M8,FENDER,SST



PICTORIAL PARTS CATALOG		
DESCRIPTION: BRIDGE TRUCK		
DWG. NO.	REV	SHEET
11150048	02	1 OF 1
		
VEHICLE WASH SYSTEMS		
PART OF OPW		

ITEM	PART #	DESCRIPTION
1	44562-N	ADAPTER,1FNPT-SWIVELx1MNPT,NI-PLT
2	03140061	ADAPTER,1MNPTx#16JIC,SWIVEL,PLTS
3	67410-4S	ELBOW,1NPT,90DEG,SC40,SST
4	67404-4S	ELBOW,3/8NPT,90DEG,SC40,SST
5	03310038	HOSE-BARB,3/8Hx3/8MNPT,SST
6	03220268	MANIFOLD,BULKHEAD,E-CHAIN,BRIDGE,LW
7	67015-4S	NIPPLE,1NPTXCLOSE,SC40,SST
8	67012-A4S	NIPPLE,3/8NPTx1.50,SC40,SST
9	67012-F4S	NIPPLE,3/8NPTx4.00,SC40,SST
10	67012-4S	NIPPLE,3/8NPTXCLOSE,SC40,SST
11	03320050	TUBE-FTG,CONN,1/2Tx3/8NPT,PUSH,PLSTC,PP
12	24038-PB	TUBE-FTG,CONN,3/8Tx3/8NPT,PUSH,BRS



PICTORIAL PARTS CATALOG
 DESCRIPTION:
BRIDGE E-CHAIN BULKHEAD

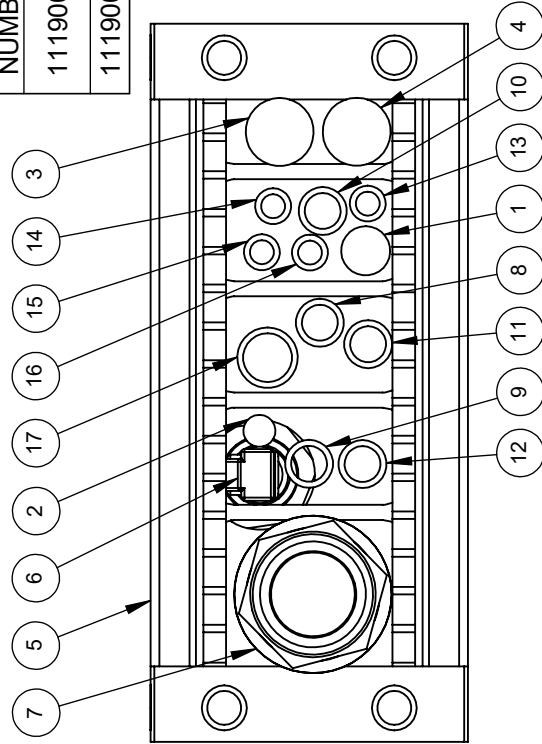
DWG. NO. **03220371** REV **01** SHEET **1 OF 1**



ITEM	PART #	Label Text	DESCRIPTION
1	SEE TABLE 1.A	40W01	BRIDGE POWER CABLE
2	01140025	44W03	CABLE, 14-4, PVC, 320/38-STRD, 3BLK, 1GRN
3	01140024	42W01	CABLE, 8-4, PVC, 301/32-STRD, COP, 3BLK, 1GRN
4	01140024	41W01	CABLE, 8-4, PVC, 301/32-STRD, COP, 3BLK, 1GRN
5	06050089	N/A	E-CHAIN, BRIDGE, LASERWASH, 46-LINKS
6	04080075	N/A	HARNESSE, ETHERNET, BRIDGE-BAY, M5/LW
7	03340127	N/A	HOSE, BRIDGE, 3/4" x 205", E-CHAIN, TGHCOAT, LW360
8	01120019	SUPER SEAL	TUBING, 1/2" ODX, 0.06W, 150PSI@70°F, LLDPE, BLK
9	01120019	DTRGENT 2	TUBING, 1/2" ODX, 0.06W, 150PSI@70°F, LLDPE, BLK
10	01120019	FRONT PREP	TUBING, 1/2" ODX, 0.06W, 150PSI@70°F, LLDPE, BLK
11	01120019	FOAMING WAX	TUBING, 1/2" ODX, 0.06W, 150PSI@70°F, LLDPE, BLK
12	01120019	DTRGENT 1	TUBING, 1/2" ODX, 0.06W, 150PSI@70°F, LLDPE, BLK
13	01120016	3X COLOR #1	TUBING, 3/8ODx1/16"WALL, 230PSI@70F, LLDPE, BLACK
14	01120016	COMPR AIR	TUBING, 3/8ODx1/16"WALL, 230PSI@70F, LLDPE, BLACK
15	01120016	3X COLOR #3	TUBING, 3/8ODx1/16"WALL, 230psi@70F, LLDPE, BLACK
16	01120016	3X COLOR #2	TUBING, 3/8ODx1/16"WALL, 230psi@70F, LLDPE, BLACK
17	01120012	OVERGLOW	TUBING, 5/8ODx.06W, 100psi@70F, LLDPE, BLACK

TABLE 1.A

ASSEMBLY NUMBER	SUPPLY	PART NUMBER	PART DESCRIPTION
11190027	60HZ	01140030	CABLE, 12-4, PVC, 512/38-STRD, COP, 3BLK, 1GRN
11190025	50HZ	01140031	CABLE, 12-5, PVC, 56/25-STRD, COP, 4BLK, 1GRN



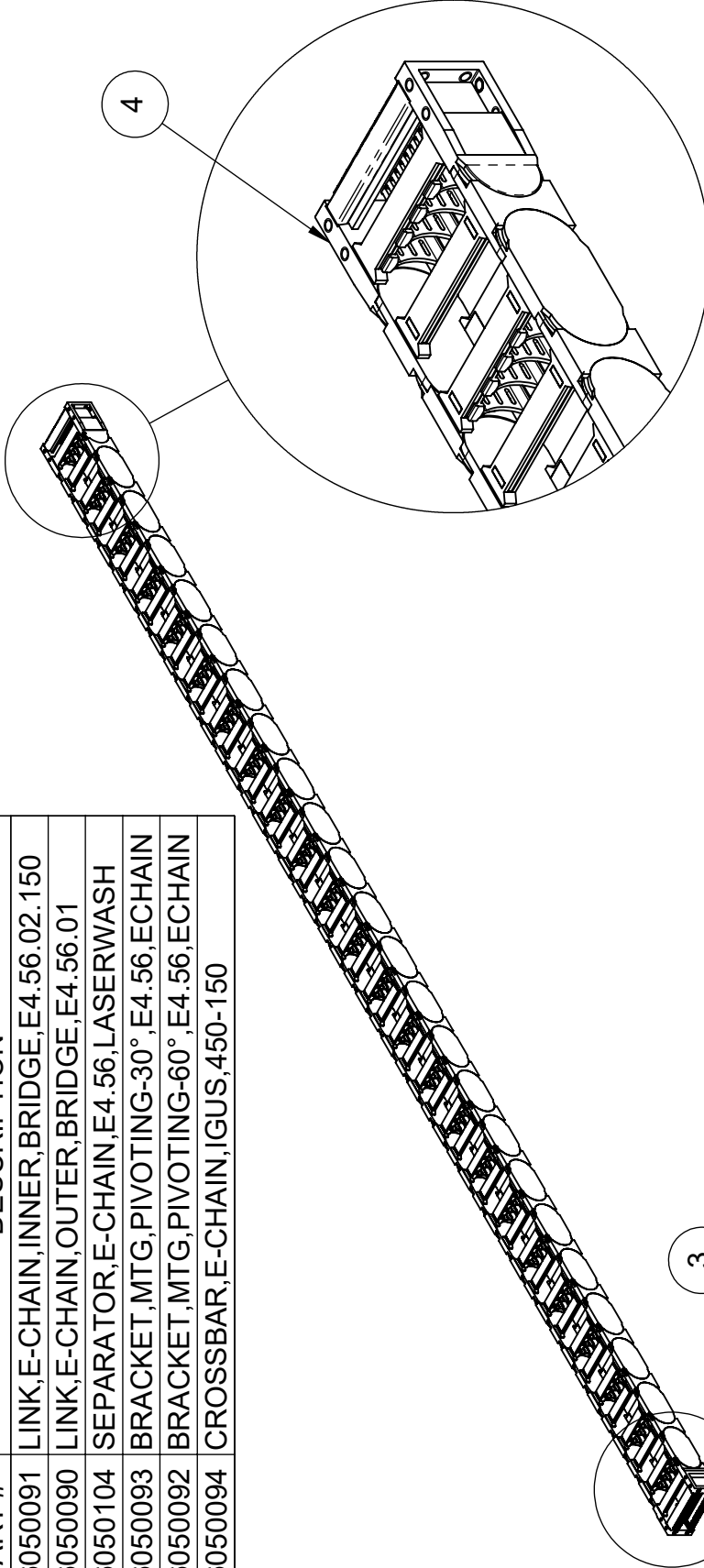
PICTORIAL PARTS CATALOG
 DESCRIPTION:
BRIDGE E-CHAIN ASSEMBLY

DWG. NO. 11190028 REV 03 SHEET 1 OF 1

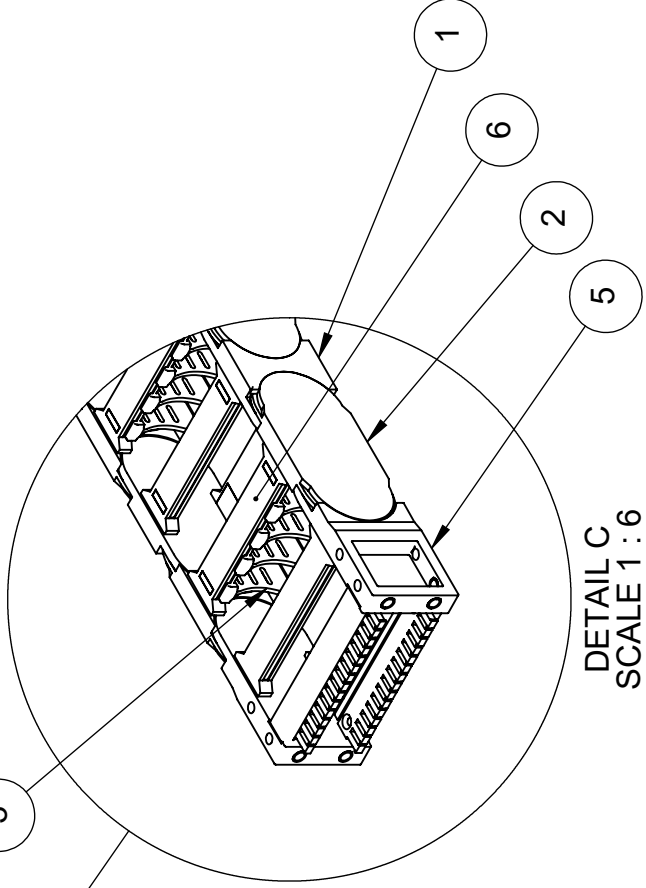


ALL LINES AND CABLES SHOWN

ITEM	PART #	DESCRIPTION
1	06050091	LINK,E-CHAIN,INNER,BRIDGE,E4.56.02.150
2	06050090	LINK,E-CHAIN,OUTER,BRIDGE,E4.56.01
3	06050104	SEPARATOR,E-CHAIN,E4.56,LASERWASH
4	06050093	BRACKET,MTG,PIVOTING-30°,E4.56,ECHAIN
5	06050092	BRACKET,MTG,PIVOTING-60°,E4.56,ECHAIN
6	06050094	CROSSBAR,E-CHAIN,IGUS,450-150



DETAIL B
SCALE 1 : 6



DETAIL C
SCALE 1 : 6

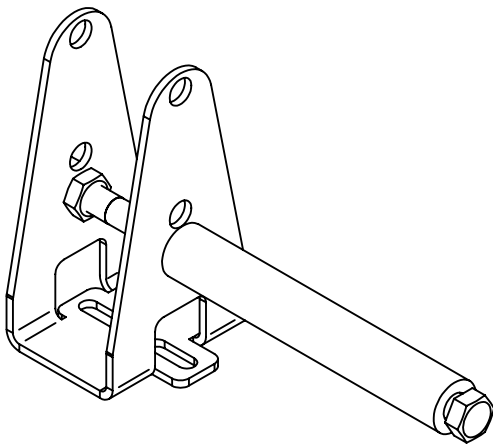
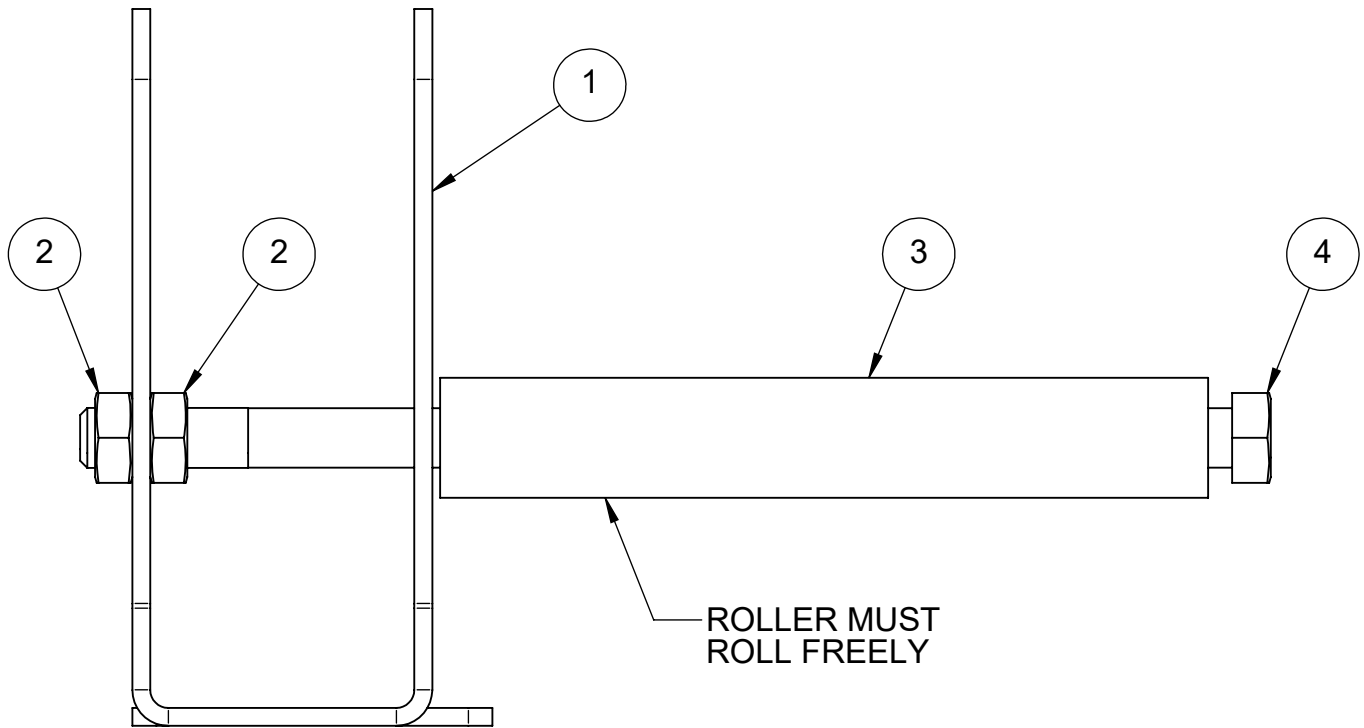
PICTORIAL PARTS CATALOG

DESCRIPTION:
BRIDGE E-CHAIN

DWG. NO.	REV	SHEET
06050089	00	1 OF 1



ITEM	PART #	DESCRIPTION
1	06140920	BRACKET,ROLLER-SUPPORT,E-CHAIN-TOP,SST
2	71017-JCS	NUT,5/8-11,HEX,JAM,SST
3	06170034	ROLLER,E-CHAIN-SUPPORT,LONG,UHMW
4	05040266	SCREW,5/8-11x12,HHCS,SST



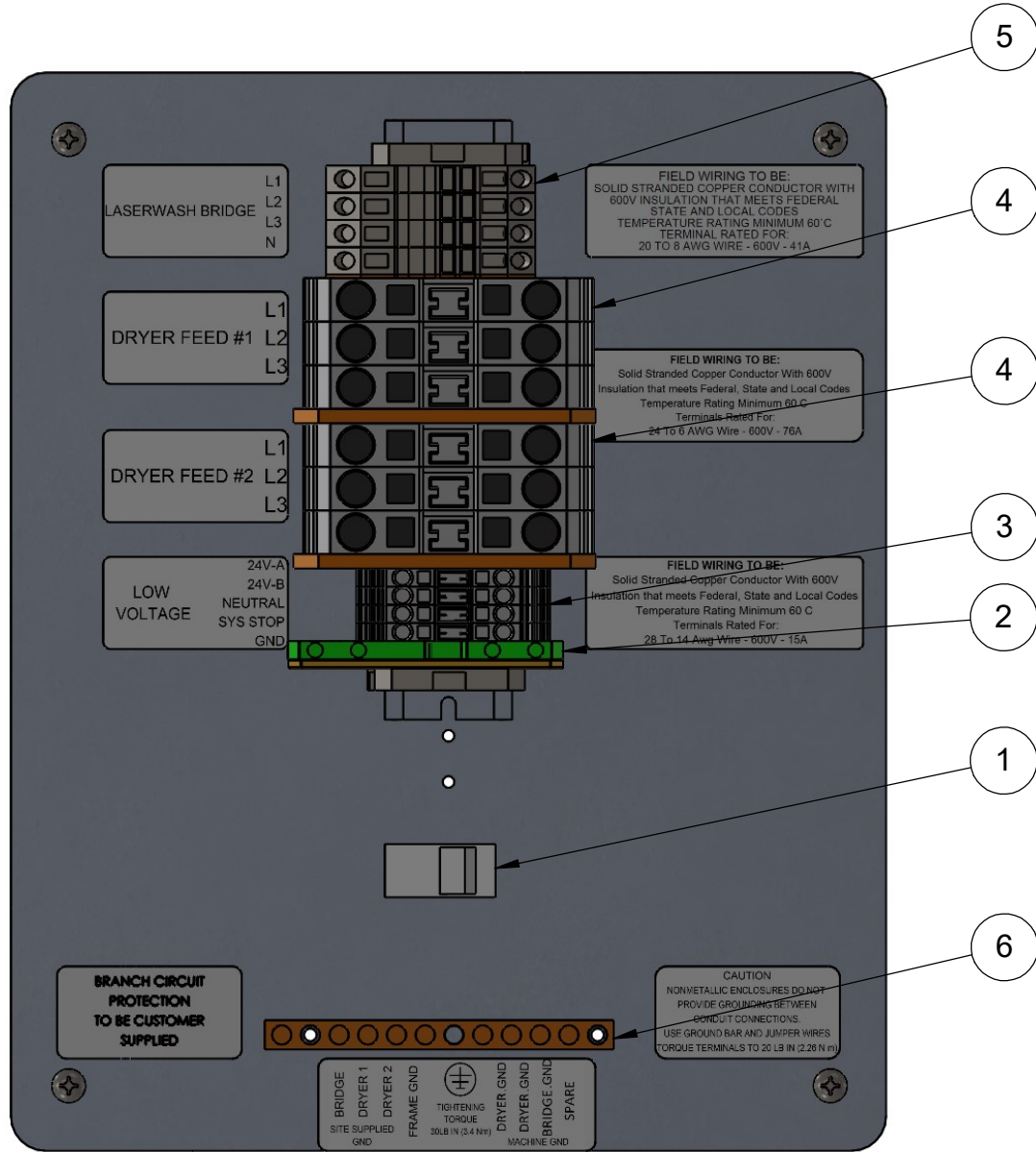
PICTORIAL PARTS CATALOG		
DESCRIPTION: BRIDGE E-CHAIN SUPPORT ROLLER		
DWG. NO. 11150050	REV 03	SHEET 1 OF 1



PART OF OPW



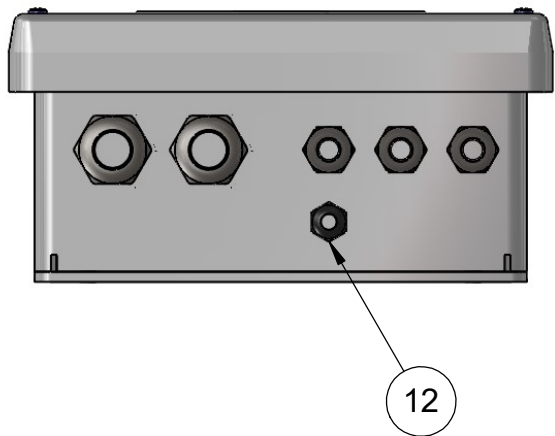
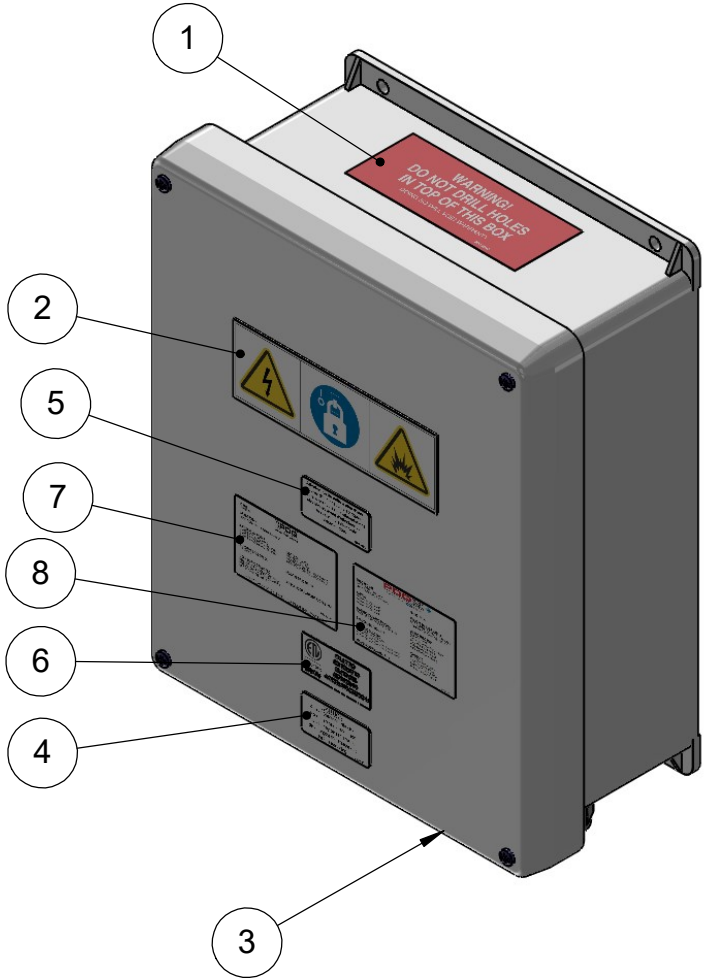

ITEM	PART #	DESCRIPTION
1	04560017	RECEPTACLE, CAT5E, COUPLING, KEYSTONE
2	04100024	TERMINAL, GROUND, 28-12AWG, 4-COND, YEL-GRN
3	36506	TERMINAL-BLK, 26-12GA, 2P, PLST, 280-601
4	36508	TERMINAL-BLK, FRONT, 2P, 24-6GA, 283-601
5	04100069	TERMINAL-BLOCK, 2P, 41A, 800V, AWG-20-8
6	04100046	TERMINAL-BLOCK, GND-BAR, 9P, 8-14AWG, 225A



PICTORIAL PARTS CATALOG		
DESCRIPTION: E-CHAIN JUNCTION BOX 50/60 HZ BACKPANEL AND TERMINALS		
DWG. NO.	REV	SHEET
11010281	05	1 OF 2



ITEM	PART #	DESCRIPTION
1	84048	DECAL,"DO NOT DRILL HOLES",2x5
2	02030555	DECAL,LOCK-OUT,ARC-FLASH,HIGH-VOLTS,2x6
3	04090110	ENCLOSURE,12x10",FIBERGLASS
4	M402030	LABEL PRINTED "CAUTION THIS UNIT HAS..."
5	M402035	LABEL PRINTED FRENCH "WARNING THIS
6	02240012	LABEL,ETL,UL508A,CSA22.2NO14-95
7	02230135	LABEL-ID,E-CHAIN,JUNCTION,BOX,60HZ,LW
8	02230071	LABEL-ID,E-CHAIN.JUNCTION,BOX,50HZ,LW
9	06240858	PLATE,ELECT,BACK,E-CHAIN,JUNCTION,BOX
10	04560017	RECEPTACLE,CAT5E,COUPLING,KEYSTONE
11	05040278	SCREW,#10-32x5/16",PRHMS,SST
12	04450024	STRAIN-RELIEF,.138-.315",W/LOCKNUT,NYLON
13	04450016	STRAIN-RELIEF,M20,.276-.512",PLSTC
14	04450011	STRAIN-RELIEF,M32,.433-.827",PLSTC



NOTES


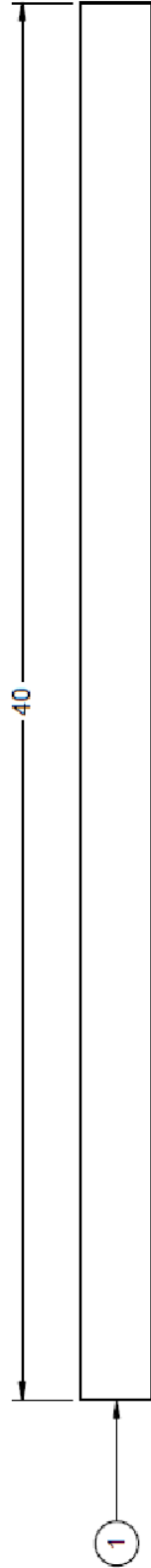
1. STRAIN RELIEF FITTINGS ARE FIELD INSTALLED AND POSITION MIGHT BE DIFFERENT THAN AS SHOWN.

PICTORIAL PARTS CATALOG		
DESCRIPTION: E-CHAIN JUNCTION BOX 50/60 HZ ENCLOSURE AND STRAIN RELIEFS		
DWG. NO.	REV	SHEET
11010281	05	2 OF 2



19W02 1 - 5X00.1 2 - 5X01.1 3 - 5X02.1 GY - 5X03.1 L1	19W02 1 - L1 2 - L2 3 - L3 GY - FE L2	19W27 1 - 5X04.1 2 - 5X05.1 3 - 5X06.1 GY - 5X07.1 L3	19W27 1 - L1 2 - L2 3 - L3 GY - FE L4
---	---	---	---

41W01 1 - 39X01.1 2 - 39X02.1 3 - 39X03.1 GY - 39X04.1 L5	41W01 1 - L1 2 - L2 3 - L3 GY - FE L6	42W01 1 - 39X05.1 2 - 39X06.1 3 - 39X07.1 GY - 39X08.1 L7	42W01 1 - L1 2 - L2 3 - L3 GY - FE L8
---	---	---	---



ITEM	PART #	DESCRIPTION
1	01140024	CABLE,8-4,PVC,DIA.69,COP,3BLK,1GRN

PICTORIAL PARTS CATALOG

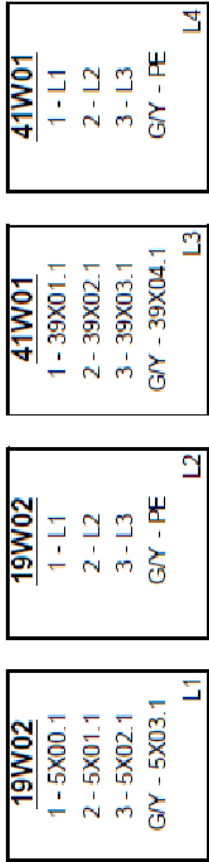
DESCRIPTION:
**DRYER ELECTRICAL
 INSTALLATION KIT 4-PRODUCER**

DWG. NO. **04080240** REV **02** SHEET **1 OF 1**



PDQ
 VEHICLE WASH SYSTEMS

PART OF OPW
 A DOVER COMPANY

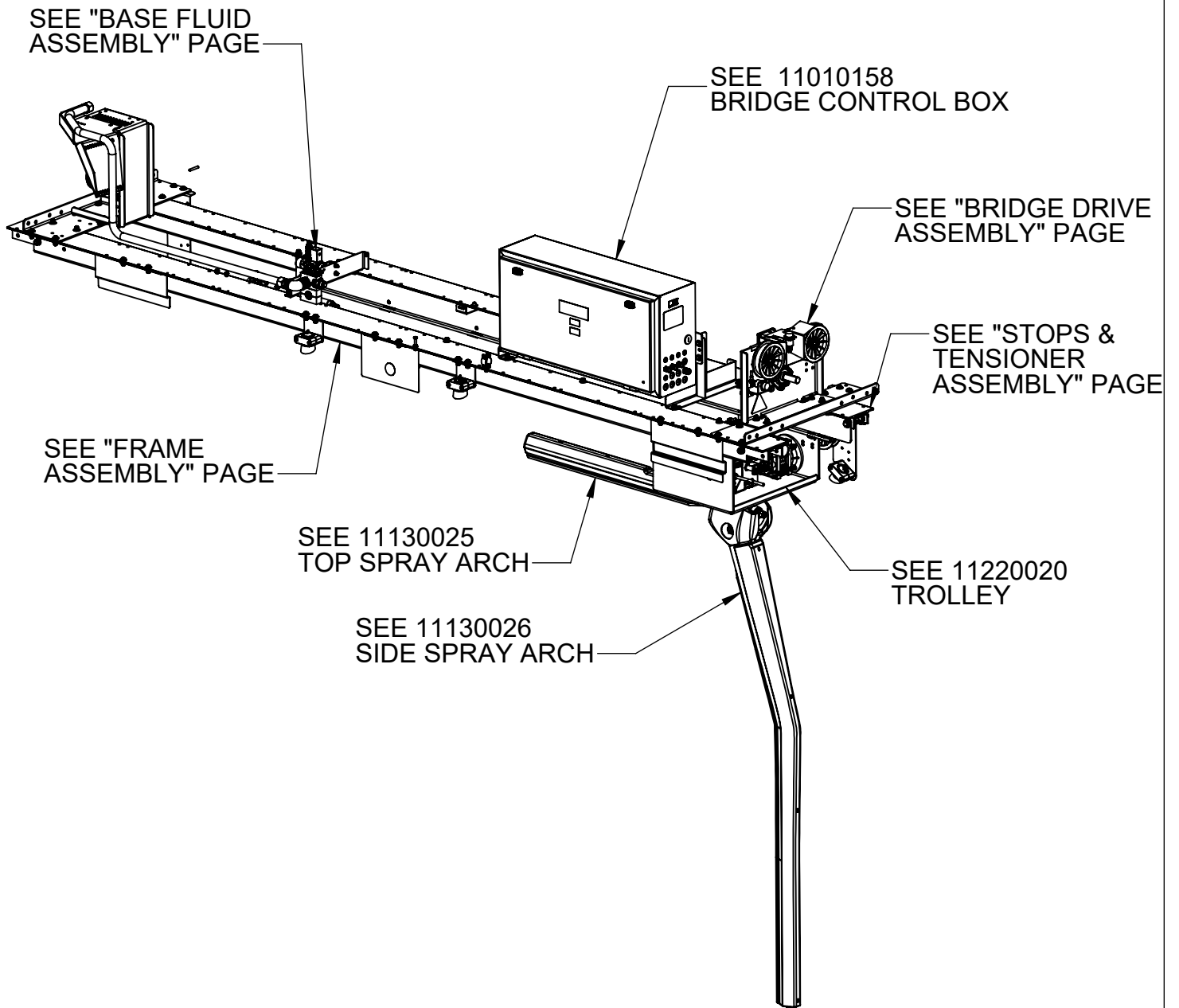


ITEM	PART #	DESCRIPTION
1	01140024	CABLE,8-4,PVC,DIA.69,COP,3BLK,1GRN

PICTORIAL PARTS CATALOG		
DESCRIPTION: DRYER ELECTRICAL INSTALLATION KIT 2-PRODUCER		
DWG. NO.	REV	SHEET
04080241	01	1 OF 1
 PDQ VEHICLE WASH SYSTEMS <small>PART OF OPW</small> 		



Bridge



PICTORIAL PARTS CATALOG

DESCRIPTION:
LASERWASH BRIDGE

DWG. NO.	REV	SHEET
09140020	11	1 OF 9






VEHICLE WASH SYSTEMS

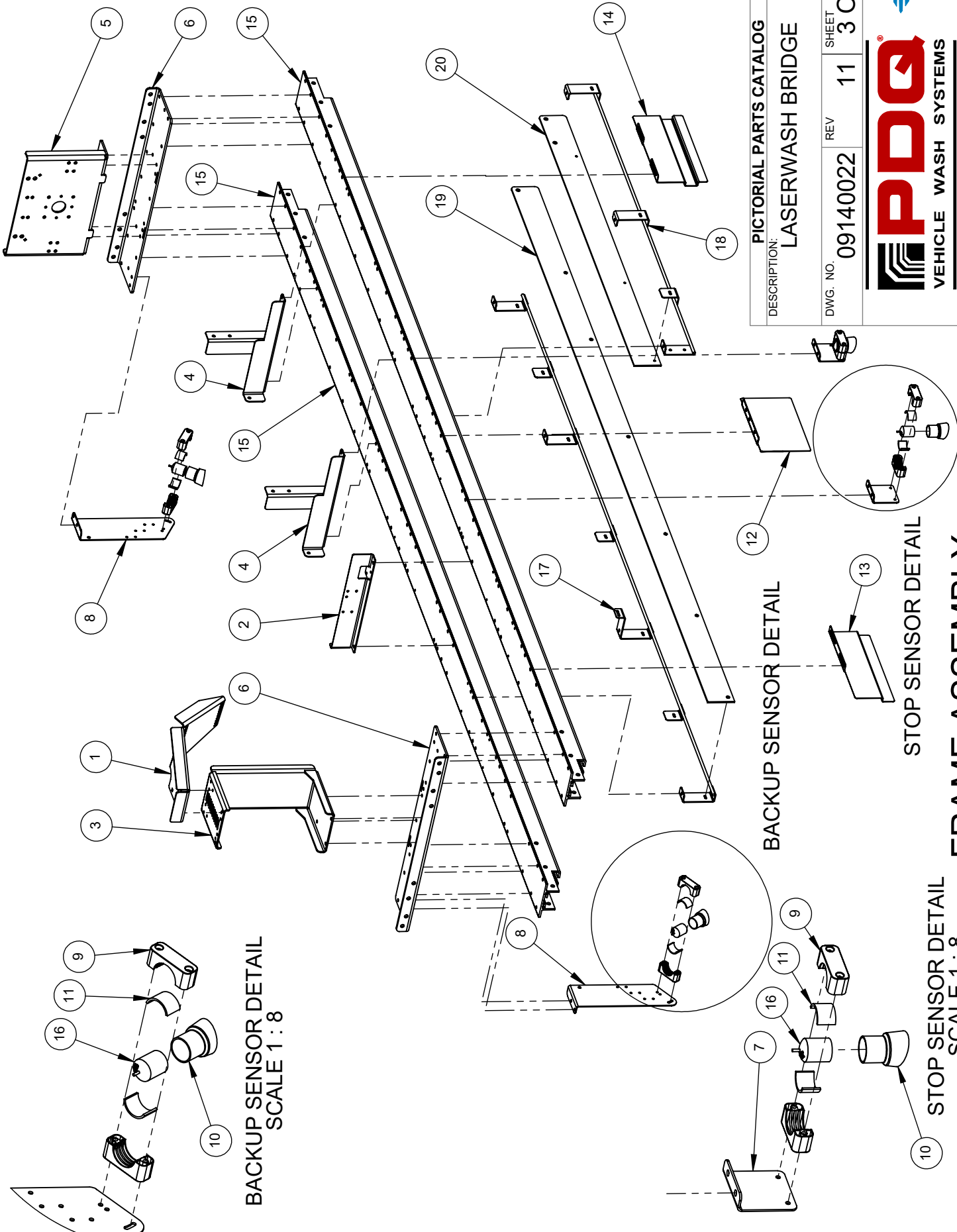
PART OF OPW DOVER COMPANY

FRAME ASSEMBLY

SEE NEXT PAGE

ITEM	PART #	DESCRIPTION
1	06140929	BRACKET, UTILITY-GUIDE,AL,LJ/LW/TANDEM
2	06140877	BRACKET,AIR-VALVE+FOAMER,AL,LASERWASH
3	06141032	BRACKET,E-CHAIN-MOUNT,E-4-56,BRIDGE,LW
4	06140789	BRACKET,ENCLOSURE-MOUNT,FRONT,BRIDGE
5	06140940	BRACKET,END-PLATE,BRIDGE-DRV, LASERWASH
6	06140990	BRACKET,END-PLATE,BRIDGE-MNT,LASERWASH
7	06140996	BRACKET,ULTRA-SONIC,MTG,AL
8	06140837	BRACKET,ULTRASONIC/3X,MTG,AL,LASERWASH
9	05050067	CLAMP,PIPE,1-1/2,PP,STANDARD
10	06160293	COVER,SENSOR-SHIELD,2X2.75",GRAY,VINYL
11	06060027	CUSHION,1/8THK,ULTRASONIC-MOUNT,SILICONE
12	06480030	FLAG,TRLY,CTR-POSITION,INSUL,LASERWASH
13	06480029	FLAG,TROLLEY,LEFT-EXTENT,LASERWASH
14	06480031	FLAG,TROLLEY,RIGHT-EXTENT/HOME,LASERWASH
15	06230082	RAIL,FRAME,BRIDGE,AL,LASERWASH/LASERJET
16	04420026	SENSOR,ULTRASONIC,75kHz,15'CBL,1.5"DIA
17	06240329	TRAY,E-CHAIN,TROLLEY,LONG,SST,LASERWASH
18	06240330	TRAY,E-CHAIN,TROLLEY,SHORT,SST,LASERWASH
19	06010047	WEAR-STRIP,UHMW,TROLLEY-CHAIN,LONG,LW
20	06010048	WEAR-STRIP,UHMW,TROLLEY-CHAIN,SHORT,LW

PICTORIAL PARTS CATALOG		
DESCRIPTION: LASERWASH BRIDGE		
DWG. NO. 09140020	REV 11	SHEET 2 OF 9
 		
VEHICLE WASH SYSTEMS		
PART OF OPW  COMPANY		



BACKUP SENSOR DETAIL
SCALE 1 : 8

BACKUP SENSOR DETAIL

STOP SENSOR DETAIL

STOP SENSOR DETAIL
SCALE 1 : 8

PICTORIAL PARTS CATALOG
DESCRIPTION:
LASERWASH BRIDGE



DWG. NO. 09140022 REV 11 SHEET 3 OF 9

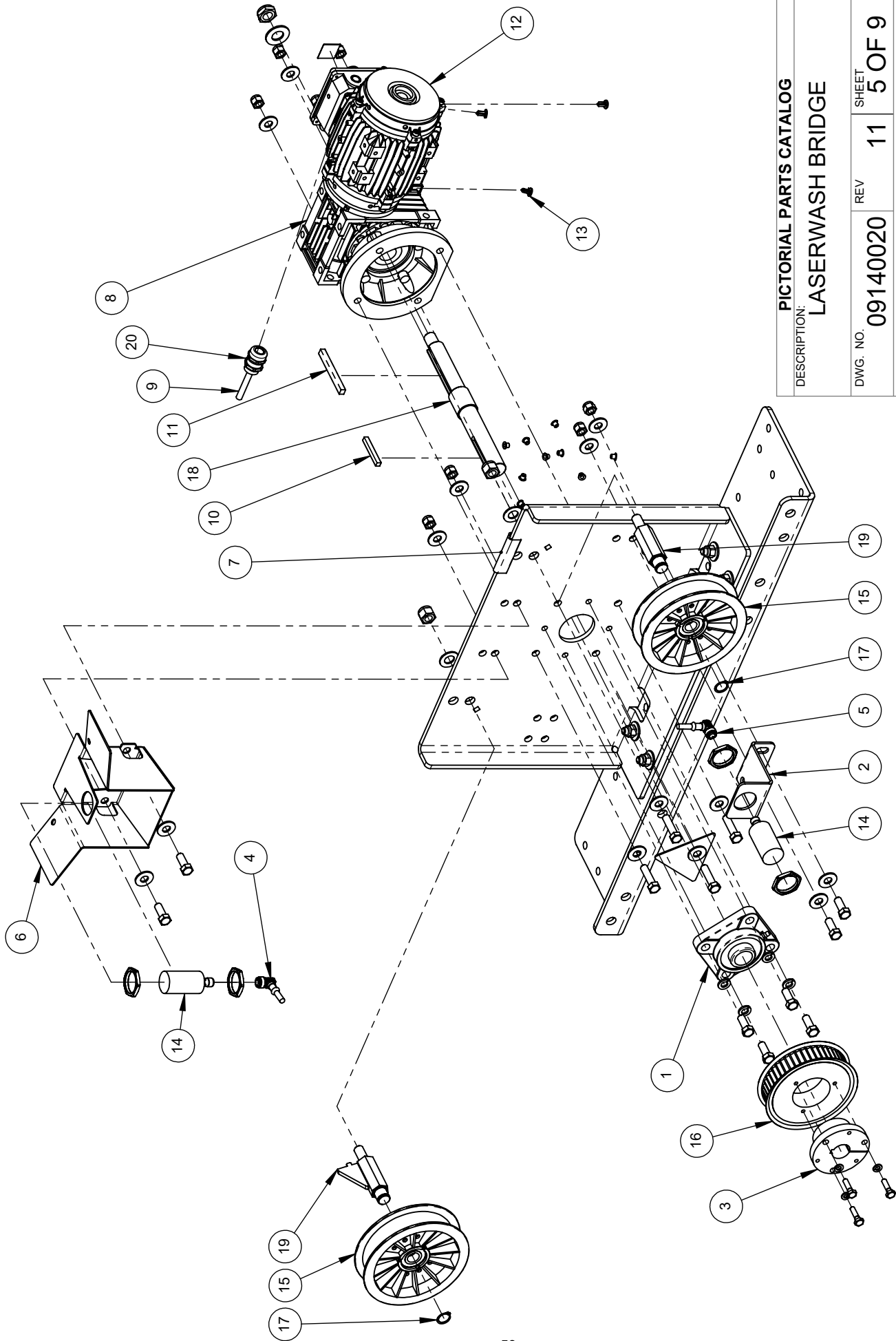


BRIDGE DRIVE ASSEMBLY

SEE NEXT PAGE

ITEM	PART #	DESCRIPTION
1	06010028	BEARING,FLANGE,4-BOLT,1.00,NP-STL
2	06140873	BRACKET,PROX-MOUNT,BRIDGE-POS,LW/TANDEM
3	06200059	BUSHING,SDS,1.00,CARBON-STEEL
4	34370	CORDSET,12mm,3/20AWG,90°,2m
5	04080093	CORDSET,12mm,3/20AWG,90°,6m
6	06161017	COVER,PULLEY,BRIDGE-DRIVE,LW,LWAX
7	06160236	COVER,TRIM,.19x.75,WHITE,PEBBLE,2.4"LG
8	06280065	GEARBOX,RTANG,20:1,IEC71,MRVC
9	04080265	HARNESS,BRIDGE-MOTOR,BRIDGE,LASERWASH
10	05120027	KEY,1/4 X 1/4 X 3',18-8-SST,UNDERSIZED
11	05120029	KEY,8x7x80mm,18-8-SST,UNDERSIZED
12	04120068	MOTOR,.5HP,1680,IEC71,208/460,TENV,FL
13	03080035	PLUG,DRAIN,MOTOR,PP-PLASTIC
14	93026	PROX,30mm,SHLD,10-30VDC,NPN,LONG
15	06030043	PULLEY,IDLER,5.0"x1.25",FLAT,PLSTC
16	06030037	PULLEY,TIMING,8M,48T,20W,SDS
17	05120030	RETAINING-RING,17mm,EXT,SST
18	06150075	SHAFT, BRIDGE/TROLLEY-DRIVE
19	06150169	SHAFT,IDLER,PULLEY,W/GUSSET,SST
20	04450023	STRAIN-RELIEF,M20,.276-.492",GND-CONN

PICTORIAL PARTS CATALOG		
DESCRIPTION: LASERWASH BRIDGE		
DWG. NO. 09140020	REV 11	SHEET 4 OF 9
 		
VEHICLE WASH SYSTEMS		
<small>PART OF OPW</small>		
<small>DOVER COMPANY</small>		



PICTORIAL PARTS CATALOG
 DESCRIPTION: LASERWASH BRIDGE

DWG. NO. 09140020 REV 11 SHEET 5 OF 9



BRIDGE DRIVE ASSEMBLY

BELT AND END STOP ASSEMBLY

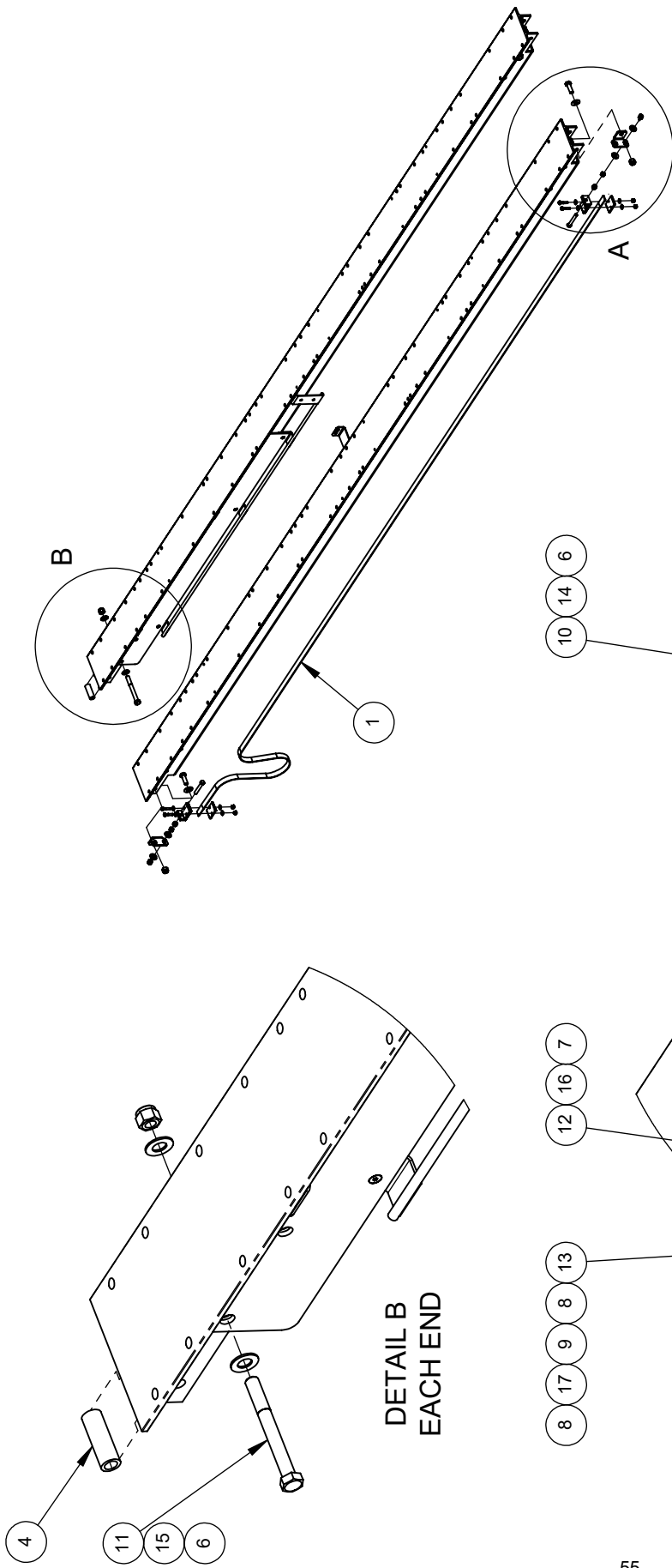
SEE NEXT PAGE

ITEM	PART #	DESCRIPTION
1	06020055	BELT,HTD-8M,20MM,SINGLE-TROLLEY-DRIVE
2	06340042	BLOCK,BELT-RETAINER,8mmPITCH,20mmWIDE
3	06140938	BRACKET,BELT-TENSIONER,TROLLEY,SST
4	06060024	BUMPER,END-STOP,RUBBER,1/2"ID
5	06160473	COVER,BELT,RETAINER,MAX20mmWIDTH
6	71015-NCS	NUT,1/2-13,HEX,LOCK,SST
7	71011-NCS	NUT,1/4-20,HEX,LOCK,SST
8	71013-NCS	NUT,3/8-16,HEX,LOCK,SST
9	71013-HCS	NUT,3/8-16,HEX,SST
10	70257-HCS	SCREW,1/2-13x1.50,HHCS,SST
11	70269-HCS	SCREW,1/2-13x4.50,HHCS,SST
12	70111-HCS	SCREW,1/4-20x1.25,HHCS,SST
13	05040273	SCREW,3/8-16x2.50,HHCS,FULL-THD,SST
14	71515-FSS	WASHER,1/2,FLAT,SST
15	71515-FS	WASHER,1/2,FLAT,SST,MIL-SPEC
16	71511-FS	WASHER,1/4,FLAT,SST
17	71513-FS	WASHER,3/8,FLAT,1-OD,.083THK,SST

PICTORIAL PARTS CATALOG
 DESCRIPTION:
 LASERWASH BRIDGE

DWG. NO.	REV	SHEET
09140020	11	6 OF 9








TROLLEY STOPS AND BELT TENSIONER ASSEMBLY

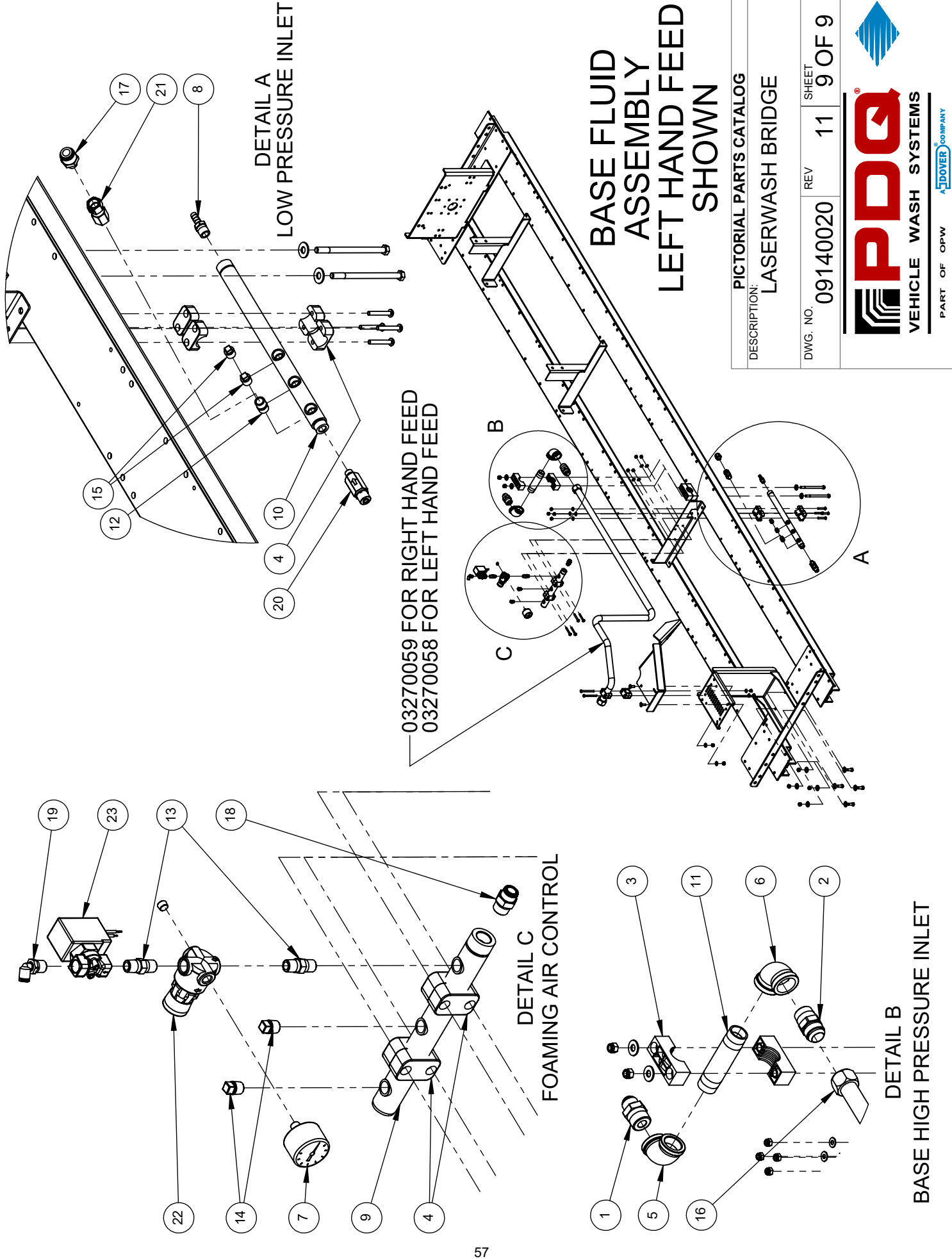
PICTORIAL PARTS CATALOG DESCRIPTION: LASERWASH BRIDGE	
DWG. NO. 09140020 REV 11	SHEET 7 OF 9
 PDQ VEHICLE WASH SYSTEMS <small>A DOVER COMPANY</small> PART OF OPW	

BASE FLUID ASSEMBLY

SEE NEXT PAGE

ITEM	PART #	DESCRIPTION
1	03140057	ADAPTER,#12-MJICx1MPT,Z-PLT
2	03140044	ADAPTER,#16-MJICx1MPT,Z-PLT
3	75027	CLAMP,PIPE,1.00,PP,HEAVY
4	75016	CLAMP,TUBE,1",PP,STANDARD
5	67410-4S	ELBOW,1NPT,90DEG,SC40,SST
6	67410-4S	ELBOW,1NPT,90DEG,SC40,SST,SP114
7	25031	GAUGE,PRES,0-160PSI,1/8NPT,CBM,1.50"
8	03310038	HOSE-BARB,3/8Hx3/8MNPT,SST
9	03220230	MANIFOLD,AIR-SUPPLY,BRIDGE,LASERWASH
10	03220231	MANIFOLD,FOAM,BRIDGE,LASERWASH
11	67015-H4S	NIPPLE,1NPTx5.00,SC40,SST
12	67012-4S	NIPPLE,3/8NPTxCLOSE,SC40,SST
13	67052-4B	NIPPLE,HEX,1/4NPT,BRS
14	67603-B	PLUG,1/4NPT,SQ-HD,BRS
15	67602-S	PLUG,3/8NPT,SQ-HD,SST
16	03270058	TUBE,HP,LEFT-SIDE,LW
17	03320050	TUBE-FTG,CONN,1/2Tx3/8NPT,PUSH,PLSTC,PP
18	24038-PB	TUBE-FTG,CONN,3/8Tx3/8NPT,PUSH,BRS
19	24336-PB	TUBE-FTG,ELBOW,1/4Tx1/4NPT,PUSH,BRS
20	03010129	VALVE,CHECK,1/4PCF-INx1/4NPT-OUT,3#
21	03010149	VALVE,CHECK,3/8NPT,6500PSI,10.5GPM,SST
22	26160	VALVE,REG,1/4"NPT,125PSI,W/NUT,MINI
23	03010140	VALVE,SOL,2WAY,NC,1/4"NPT,24VAC,BRASS

PICTORIAL PARTS CATALOG		
DESCRIPTION: LASERWASH BRIDGE		
DWG. NO. 09140020	REV 11	SHEET 8 OF 9
 		
VEHICLE WASH SYSTEMS		
PART OF OPW  COMPANY		



PICTORIAL PARTS CATALOG
 DESCRIPTION:
 LASERWASH BRIDGE

DWG. NO. 09140020 REV 11 SHEET 9 OF 9



ITEM	PART #	DESCRIPTION
1	06160365	COVER, TROLLEY, ENTRANCE, LASERWASH
2	06160364	COVER, TROLLEY, EXIT, LASERWASH
3	06050058	E-CHAIN, TROLLEY, LASERWASH, 31-LINKS, IGUS
4	03340104	HOSE, TROLLEY, 3/4"x124" LONG, LASERWASH

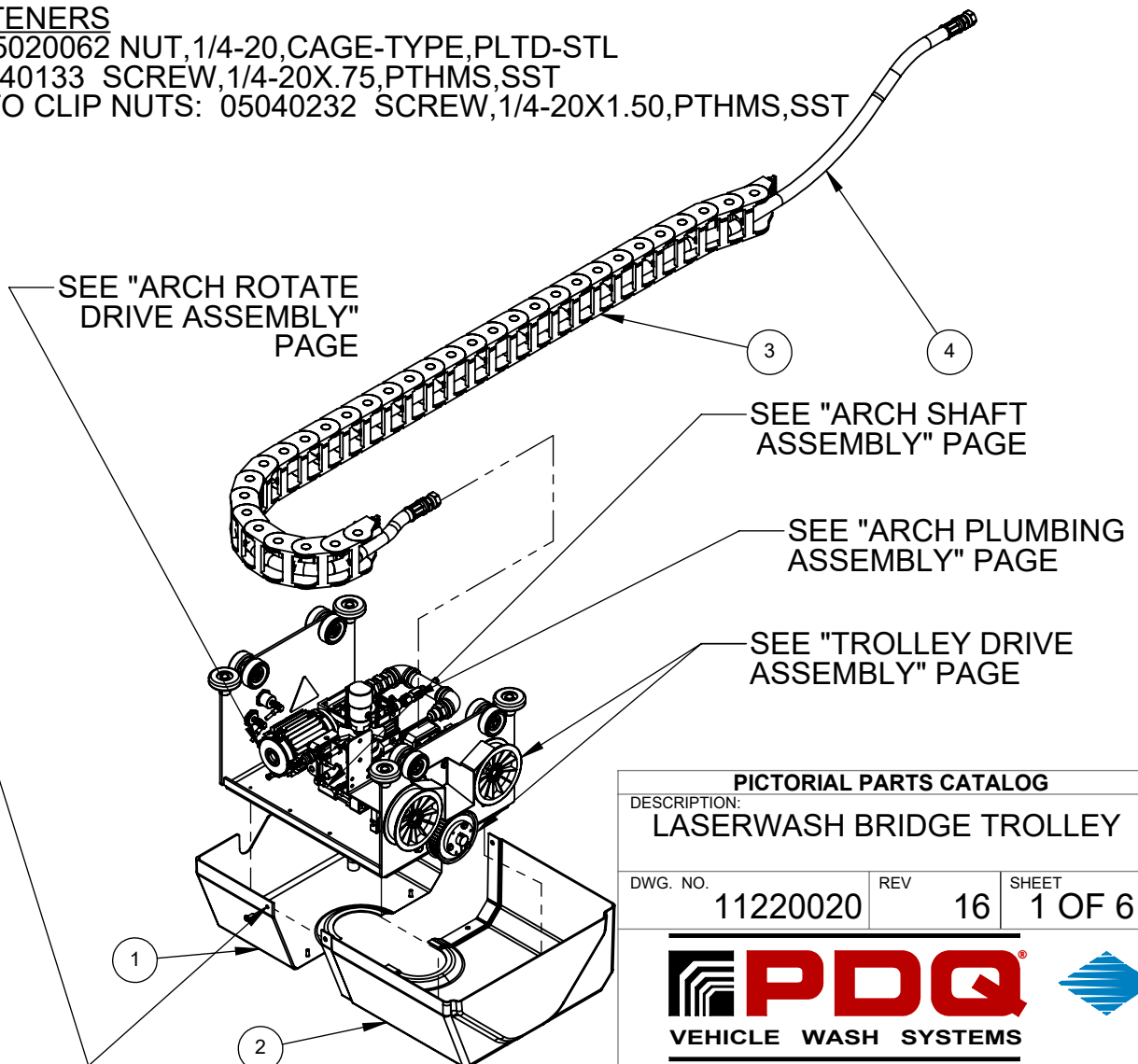
TROLLEY E-CHAIN COMPONENTS			
FUNCTION	PRODUCT	PART NUMBER	DESCRIPTION
ARCH ROTATE MOTOR HARNESS	LW 360	04080266	HARNESS, BRIDGE, MOTOR, ARCH-ROTATE, LW
TROLLEY MOTOR HARNESS	LW 360	04080267	HARNESS, BRIDGE, MOTOR, TROLLEY, LW
ARCH ROTATE MOTOR HARNESS	LASERJET	04080298	HARNESS, ARCH-ROTATE-MOTOR, LASERJET
TROLLEY MOTOR HARNESS	LASERJET	04080299	HARNESS, TROLLEY-MOTOR, LASERJET
CABLE PROTECTIVE TUBING	LW 360 AND LASERJET	01120012	TUBING, 5/8ODX.06W, 70PSI@70F, LLDPE, BLACK

COVER FASTENERS

CLIP NUT: 05020062 NUT, 1/4-20, CAGE-TYPE, PLTD-STL

SCREW: 05040133 SCREW, 1/4-20X.75, PTHMS, SST


SCREWS INTO CLIP NUTS: 05040232 SCREW, 1/4-20X1.50, PTHMS, SST



PICTORIAL PARTS CATALOG

DESCRIPTION:
LASERWASH BRIDGE TROLLEY

DWG. NO.	REV	SHEET
11220020	16	1 OF 6



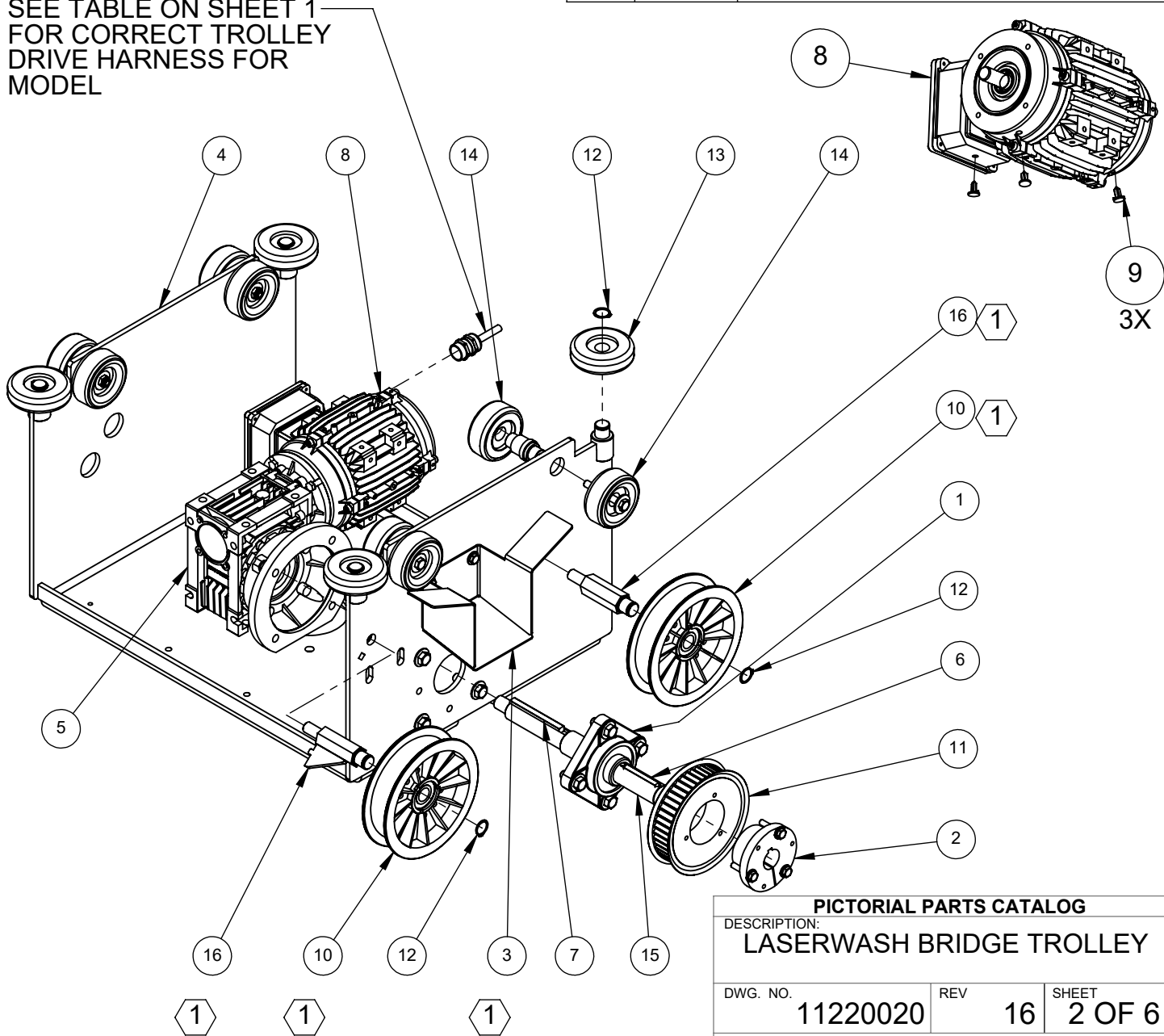

VEHICLE WASH SYSTEMS

PART OF OPW 

1 FOR MACHINES WITH IDLER SHAFTS THAT DO NOT HAVE GUSSETS, ORDER THE FOLLOWING REPLACEMENT PARTS:
 SHAFT: 06150114
 IDLER PULLEY: 06170033
 COVER: 06160369

ITEM	PART #	DESCRIPTION
1	06010028	BEARING,FLANGE,4-BOLT,1.00,NP-STL
2	06200059	BUSHING,SDS,1.00,CARBON-STEEL
3	06161018	COVER,PULLEY,TROLLEY,LW,LWAX
4	06250077	FRAME,TROLLEY,BRIDGE,LASERWASH
5	06280065	GEARBOX,RTANG,20:1,IEC71,MRVC
6	05120027	KEY,1/4X1/4X2.00",18-8-SST,UNDERSIZE
7	05120029	KEY,8x7x80mm,18-8-SST,UNDERSIZED
8	04120068	MOTOR,.5HP,1680,IEC71,208/460,TENV,FL
9	03080035	PLUG,DRAIN,MOTOR,PP-PLASTIC
10	06030043	PULLEY,IDLER,5.0"x1.25",FLAT,PLSTC
11	06030037	PULLEY,TIMING,8M,48T,20W,SDS
12	05120030	RETAINING-RING,17mm,EXT,SST
13	06170003	ROLLER,HORIZONTAL,2.88,DELIN,W/BEARING
14	06170008	ROLLER,TAPERED,2.66,DELIN,W/BEARING
15	06150075	SHAFT, BRIDGE/TROLLEY-DRIVE
16	06150169	SHAFT, IDLER,PULLEY,W/GUSSET,SST

SEE TABLE ON SHEET 1 FOR CORRECT TROLLEY DRIVE HARNESS FOR MODEL



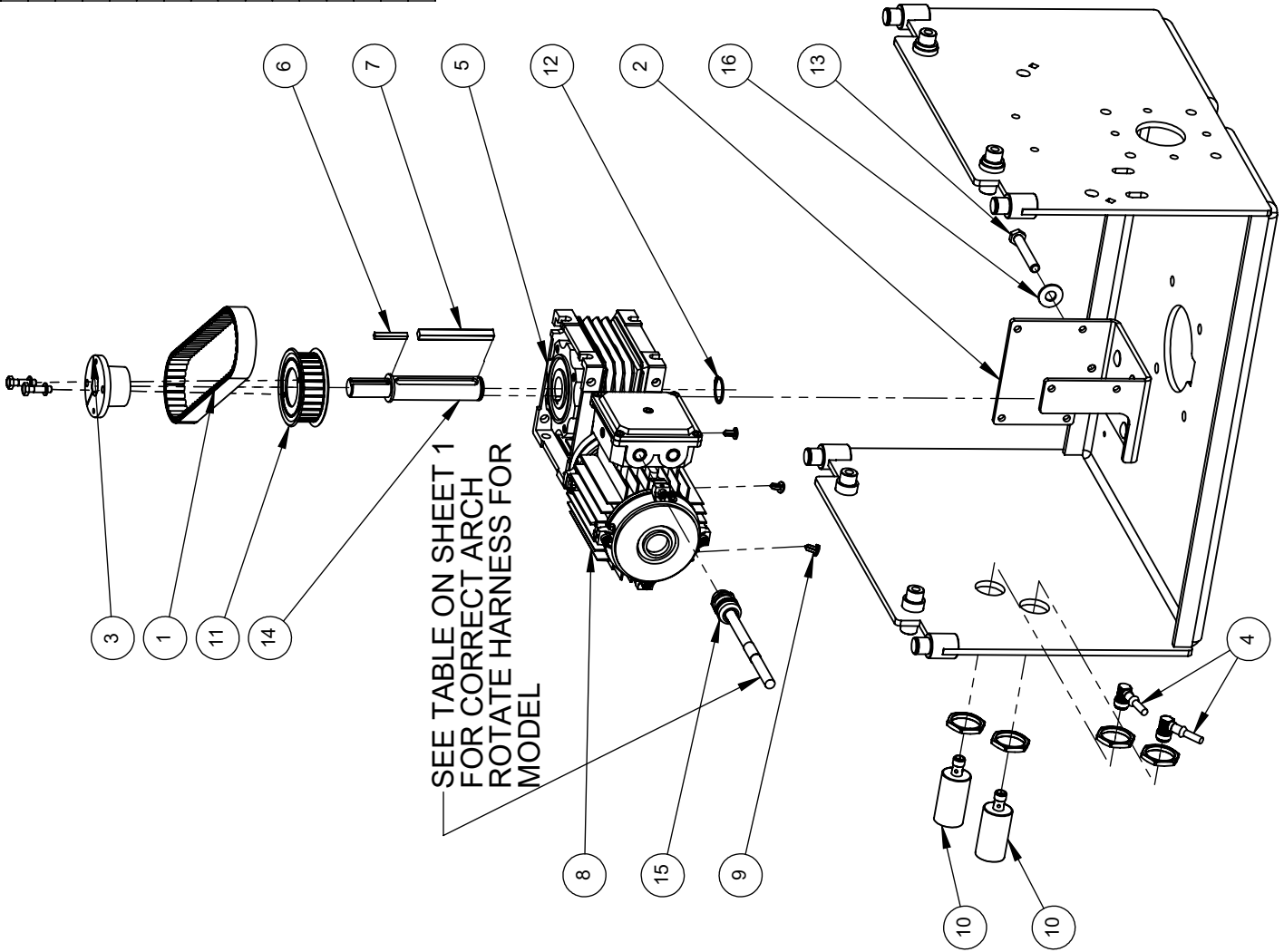
TROLLEY DRIVE ASSEMBLY

PICTORIAL PARTS CATALOG
 DESCRIPTION:
LASERWASH BRIDGE TROLLEY

DWG. NO.	REV	SHEET
11220020	16	2 OF 6

PDQ
 VEHICLE WASH SYSTEMS

PART OF OPW **DOVER** COMPANY



ITEM	PART #	DESCRIPTION
1	06020033	BELT,HT,8mm-20,560PL,NEOPRENE
2	06141031	BRACKET,MU50GEARBOX,ARCH-ROTATE,LW
3	06200042	BUSHING,QT,.75,STL
4	04080093	CORDSET,12mm,3/20AWG,90°,6m
5	06280066	GEARBOX,RTANG,50:1,IEC63,MRVC
6	05120032	KEY,3/16x3/16x1.375,SST,UNDERSIZED
7	05120029	KEY,8x7x80mm,18-8-SST,UNDERSIZED
8	04120072	MOTOR,,25HP,1800,IEC63,208/230/460V,TENV
9	03080035	PLUG,DRAIN,MOTOR,PP-PLASTIC
10	93026	PROX,30mm,SHLD,10-30VDC,NPN,LONG
11	06030033	PULLEY,TIMING,8M,28T,20W,QT
12	05120049	RETAINING-RING,24mm,EXT,SST
13	05040273	SCREW,3/8-16x2.50,HHCS,FULL-THD,SST
14	06150143	SHAFT,MU50ARCH-ROTATE-DRIVE,LW
15	04450023	STRAIN-RELIEF,M20,.276-.492",GND-CONN
16	71513-FS	WASHER,3/8,FLAT,1-OD,.083THK,SST

ARCH ROTATE DRIVE

PICTORIAL PARTS CATALOG
 DESCRIPTION:
LASERWASH BRIDGE TROLLEY

DWG. NO. 11220020 REV 16 SHEET 3 OF 6



VEHICLE WASH SYSTEMS

PART OF OPW A DOVER COMPANY

ARCH SHAFT & SENSOR ASSEMBLY

SEE NEXT PAGE

ITEM	PART #	DESCRIPTION
1	06010046	BEARING,SLEEVE,1.25"-IDx1"-LONG,PLSTC
2	06340040	BLOCK,CLAMP,SPRAY-ARCH,LASERWASH
3	06140904	BRACKET,ADJUSTMENT,PROX,ARCH-IMPACT,LW
4	06140871	BRACKET,FLAGLIFT,ARCH-IMPACT,LASERWASH
5	06140906	BRACKET,PROX-MOUNT,ARCH-POS,LASERWASH
6	06480023	CAM,ARCH-ROTATE,LASERWASH
7	04080093	CORDSET,12mm,3/20AWG,90°,6m
8	06480051	FLAG,ARCH-IMPACT,PIVOTING,LW,NARROW
9	06480020	FLAG,ARCH-INDEX,LASERWASH
10	06050070	HOUSING,BEARING,ARCH-ROTATE,LASERWASH
11	05120043	KEY,1/4x5/16x0.875,SST,UNDERSIZED
12	05120044	KEY,.250X.313X2.125",SST.UNDERSIZED
13	06240367	PLATE,LIFT,FLAG,ARCH-IMPACT,LASERWASH
14	93020	PROX,12mm,SHLD,10-30VDC,NPN
15	04070025	PROX,18mm,12-24VDC,ANALOG,UNSLD
16	06030042	PULLEY,TIMING,8M,28T,1.31B,SPEC-WIDTH,AL
17	05040396	SCREW,3/8-16X1.50,HSCHS,SST,.50-THD-LG
18	06070049	SEAL,LIP,ARCH-ROTATE-SHAFT,38x62x4mmTALL
19	05170007	SET-SCREW,SKT-DR,CUP-PNT,1/4-20x.5"LG,SS
20	06150124	SHAFT,ARCH-ROTATE,HALLOW,SST,LASERWASH
21	06350026	SPRING,CONICAL,ARCH-IMPACT,LASERWASH
22	06200069	WASHER,THRUST,1.25x2.13x.0585,PLSTC
23	05030066	WASHER,WAVE,.46"IDx.85"OD,SST

PICTORIAL PARTS CATALOG

DESCRIPTION:

LASERWASH BRIDGE TROLLEY

DWG. NO.

11220020

REV

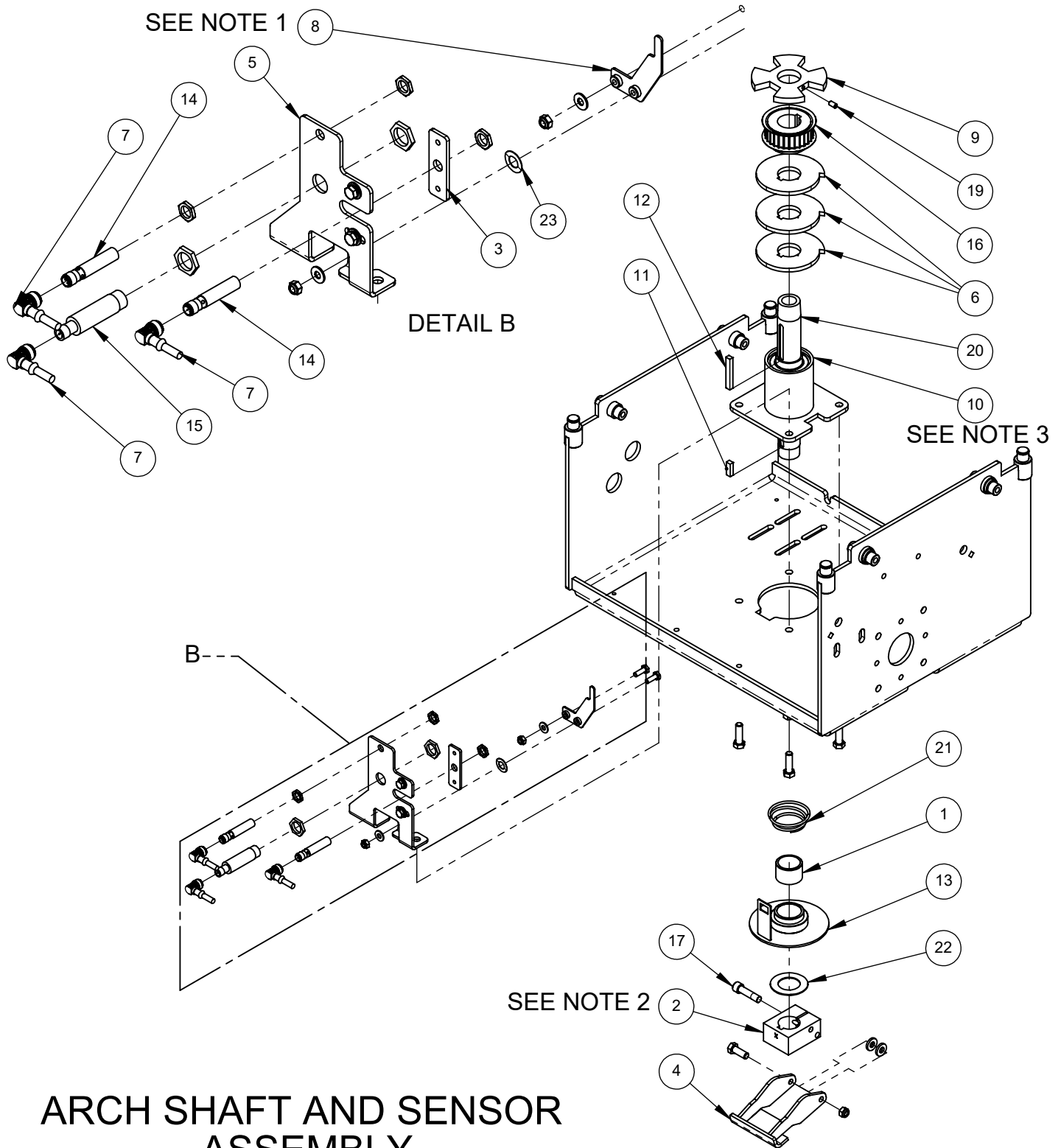
16

SHEET

4 OF 6




PART OF OPW

A DOVER COMPANY

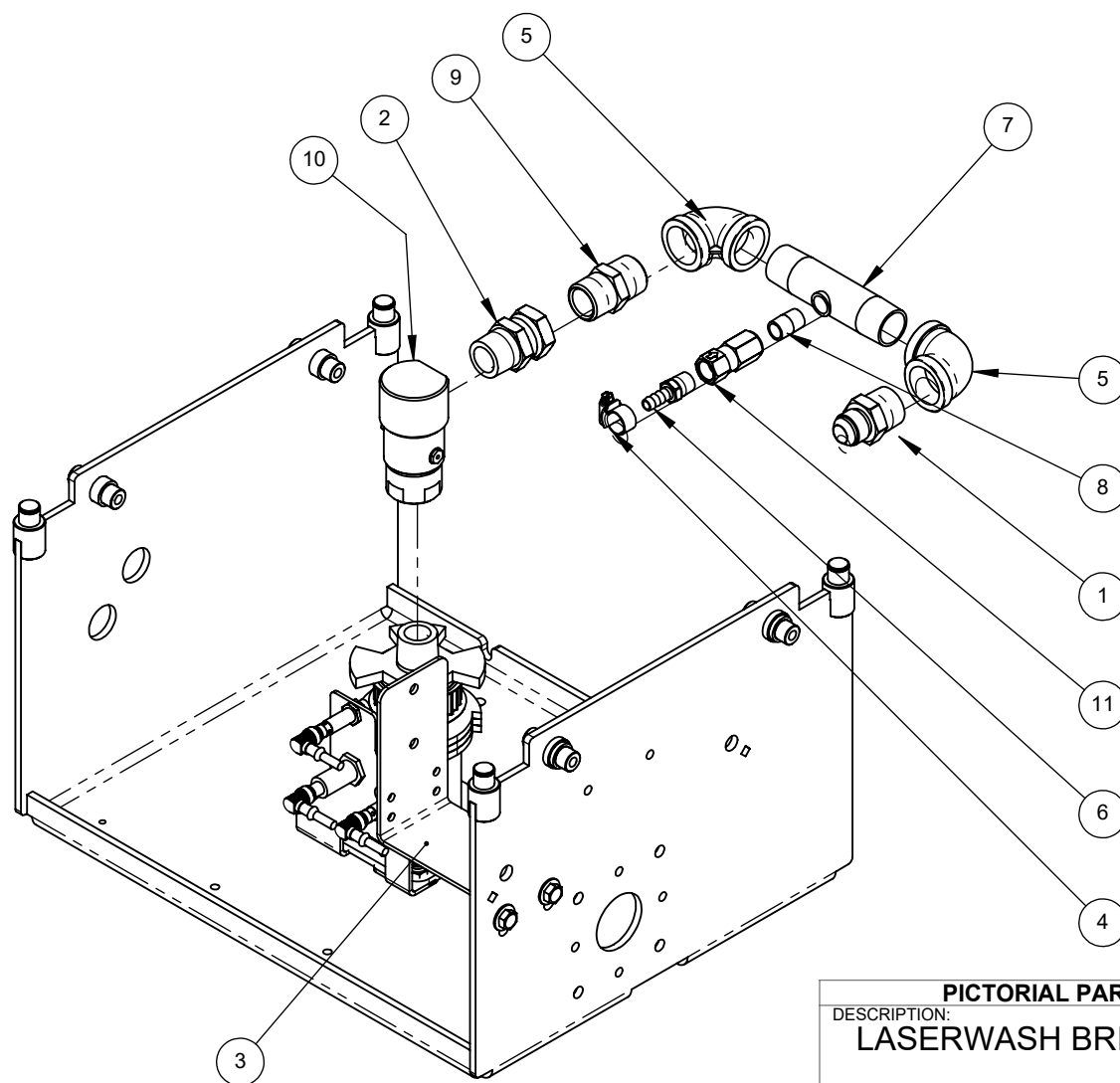


ARCH SHAFT AND SENSOR ASSEMBLY

1. FOR SERIAL NUMBERS PRIOR TO LB1037, USE FLAG PART NUMBER 06480032
2. FOR SERIAL NUMBERS PRIOR TO LB1079, USE BLOCK PART NUMBER 06340034
3. FOR FIELD REPLACEMENT ASSEMBLY INCLUDING BEARING HOUSING ASSEMBLY AND SHAFT, ORDER PART NO. 06150142.

PICTORIAL PARTS CATALOG		
DESCRIPTION: LASERWASH BRIDGE TROLLEY		
DWG. NO. 11220020	REV 16	SHEET 5 OF 6
		
VEHICLE WASH SYSTEMS		
PART OF OPW		

ITEM	PART #	DESCRIPTION
1	03140057	ADAPTER,#12-MJICx1MPT,Z-PLT
2	44562-N	ADAPTER,1FNPT-SWIVELx1MNPT,NI-PLT
3	06140784	BRACKET,E-CHAIN,MOVING,TROLLEY,LASERWASH
4	75101	CLAMP,HOSE,#6,.38-.50H,SST
5	67410-4S	ELBOW,1NPT,90DEG,SC40,SST,SP114
6	03310038	HOSE-BARB,3/8Hx3/8MNPT,SST
7	03220304	MANIFOLD,HP-SOLUTION,TROLLEY,LW
8	67012-4S	NIPPLE,3/8NPTxCLOSE,SC40,SST
9	03130052	NIPPLE,HEX,1NPT,Z-PLT
10	03240017	SWIVEL,90DEG,1FNPT,LASR
11	03010149	VALVE,CHECK,3/8NPT,6500PSI,10.5GPM,SST

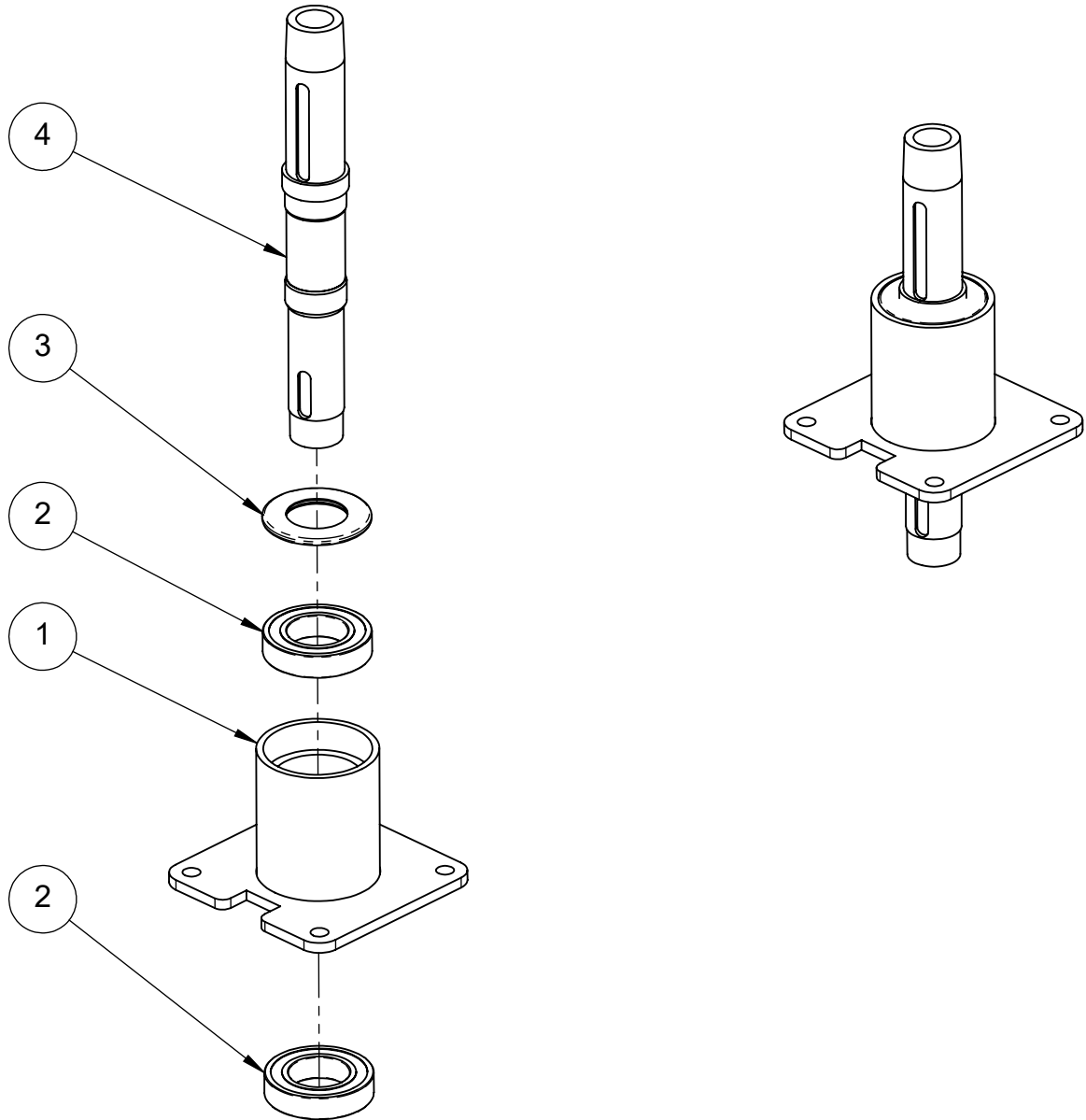




ARCH PLUMBING ASSEMBLY

PICTORIAL PARTS CATALOG		
DESCRIPTION: LASERWASH BRIDGE TROLLEY		
DWG. NO.	REV	SHEET
11220020	16	6 OF 6



ITEM	PART #	DESCRIPTION
1	06050070	HOUSING,BEARING,ARCH-ROTATE,LASERWASH
2	06010071	BEARING,BALL,35mmX62mm,SEALED,SST
3	06070049	SEAL,LIP,ARCH-ROTATE-SHAFT,38x62x4mmTALL
4	06150124	SHAFT,ARCH-ROTATE,HALLOW,SST,LASERWASH

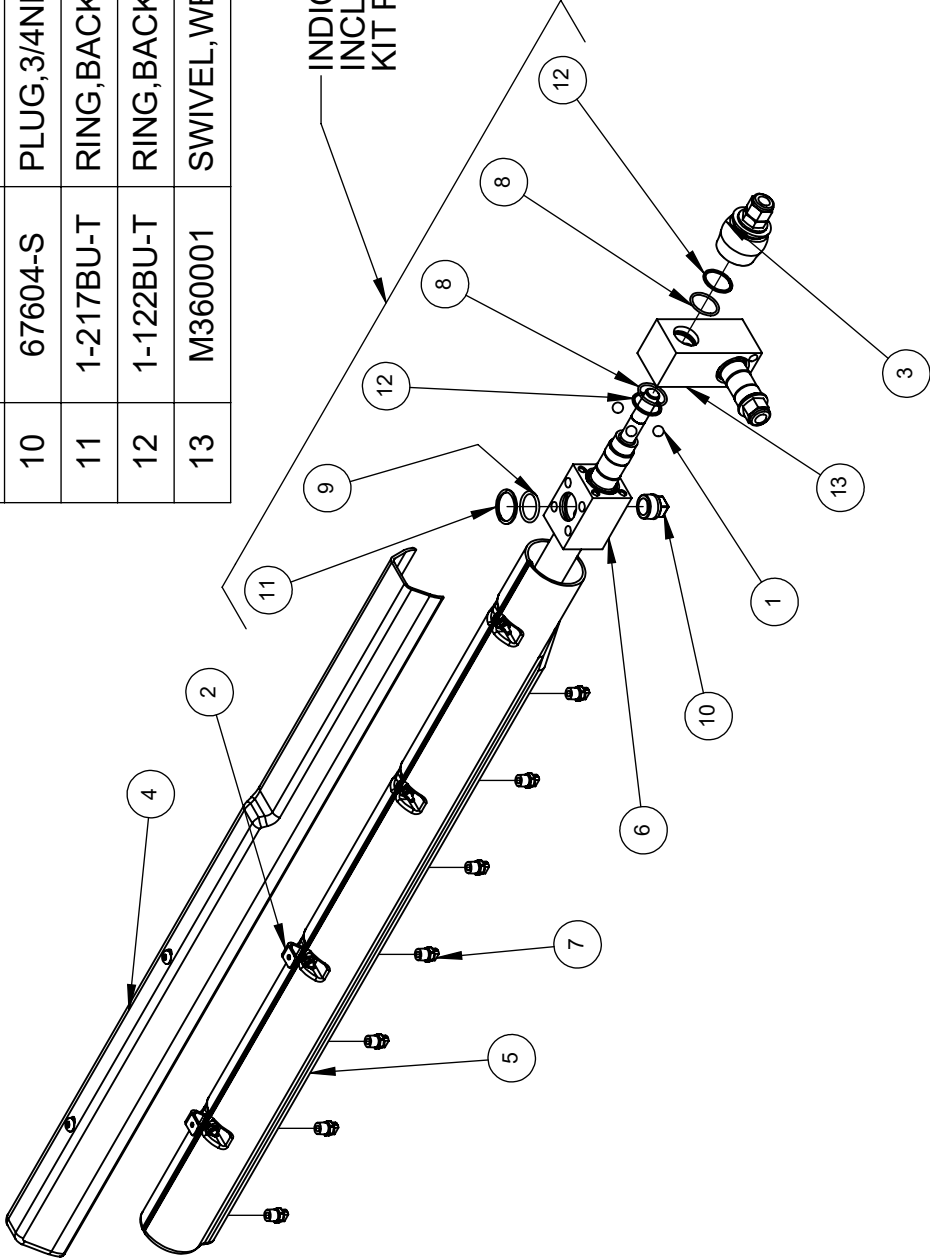


PICTORIAL PARTS CATALOG		
DESCRIPTION: ARCH ROTATE SHAFT		
DWG. NO.	REV	SHEET
06150142	00	1 OF 1
		
VEHICLE WASH SYSTEMS		
<small>PART OF OPW</small>		<small>A DOVER COMPANY</small>

NOTES

1. ENLARGE HOLE IN END OF COMPRESSION BUMPER WITH 3/4" DRILL BIT.
2. TRIM TEFLON BACKUP RINGS TO FIT GROOVES. WHEN INSTALLED, NO GAP SHOULD BE VISIBLE WHERE ENDS OF RING MEET.
3. APPLY ANTI-SIEZE TO BALL BEARINGS AND COUNTERSUNK HOLES OF TOP ARCH. ROTATE SWIVEL TO SPREAD ANTI-SIEZE EVENLY AROUND BALL BEARINGS. TIGHTEN JAM NUT TO 12 FT-LBS AND INSTALL LOCK NUT WHILE HOLDING JAM NUT IN POSITION.

ITEM	PART #	DESCRIPTION
1	11825	BALL, 7/16", 440 SST
2	06140898	BRACKET, COVER, COMPANION, ARCH, LASERWASH
3	15087	BUMPER, COMPRESSION, 1.95x1.78, ELASTOMER
4	06160367	COVER, ARCH, TOP, COMPANION, LASERWASH
5	06160373	COVER, ARCH, TOP, LASERWASH, DARK-BLUE
6	03220005	MANIFOLD, SPRAY-ARCH, TOP, LWM5/360
7	64082-4M	NOZZLE, FAN, 1504, 1/4"NPT, SST
8	1-122-B	O-RING, 1-1/8"ID, 3/32"C/S, 1-5/16"OD, BUNA
9	1-217-B	O-RING, 1-3/16x1/8, BUNA
10	67604-S	PLUG, 3/4NPT, SQ-HD, SST
11	1-217BU-T	RING, BACKUP, 1/8"NOM, 1.203"ID, 1.118"W TEF
12	1-122BU-T	RING, BACKUP, 3/32NOM, 1.143ID, .086,W TEF
13	M360001	SWIVEL, WELDED, BLOCK, SST



PICTORIAL PARTS CATALOG

DESCRIPTION:
TOP ARCH



DWG. NO. 11130025 REV 03 SHEET 1 OF 1

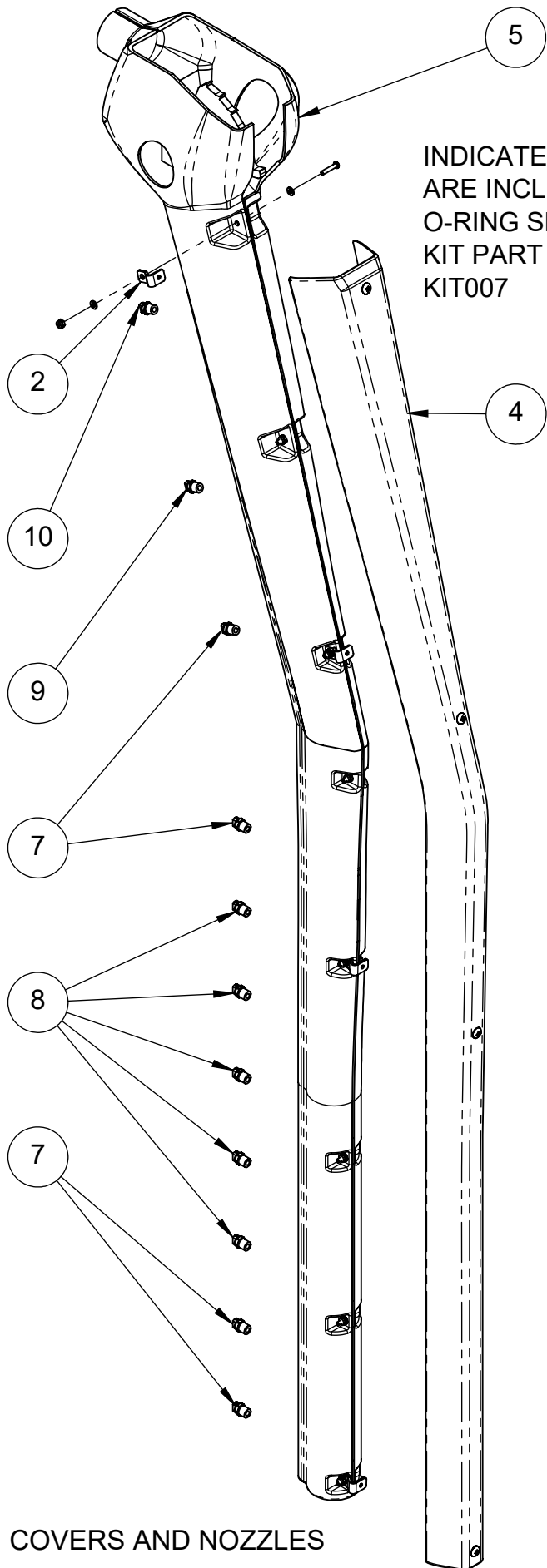


PDQ
VEHICLE WASH SYSTEMS

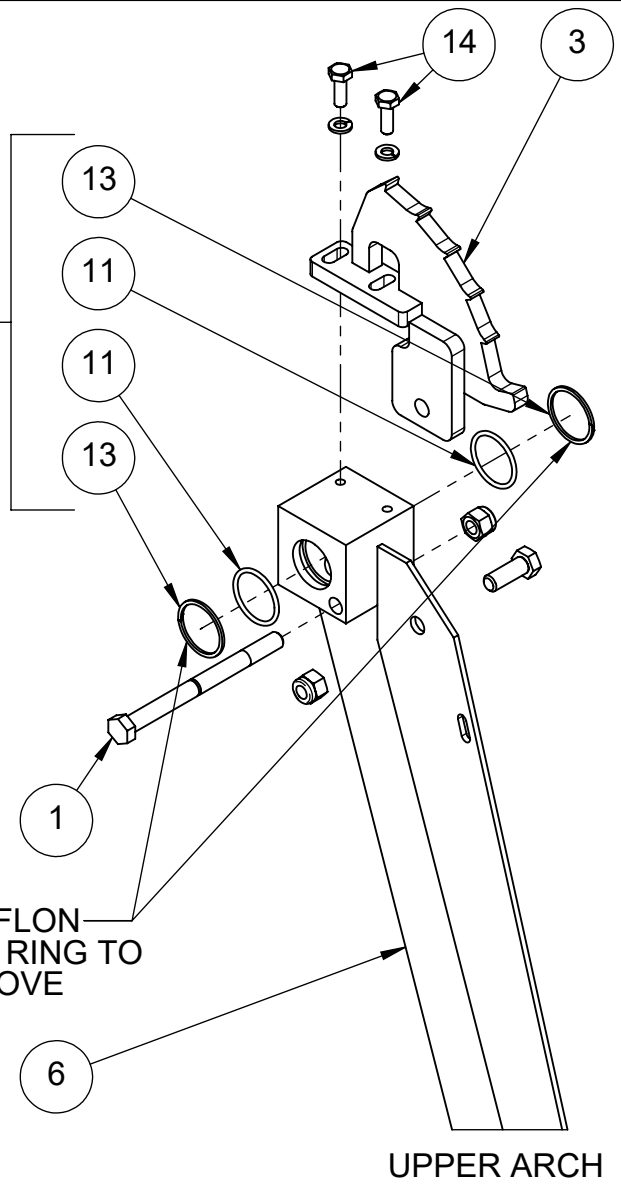
PART OF OPW
ADOVER COMPANY

ITEM	PART #	DESCRIPTION
1	M690001	BOLT,SHEAR,3/8-16x4.50,SST,LW4K-ARCH
2	06140898	BRACKET,COVER,COMPANION,ARCH,LASERWASH
3	06140881	BRACKET,LATCH,ARCH-BREAKAWAY,LASERWASH
4	06160368	COVER,ARCH,SIDE,COMPANION,LASERWASH
5	06160374	COVER,ARCH,SIDE,LASERWASH,DARK-BLUE
6	03220144	MANIFOLD,SPRAY-ARCH,SIDE,LWM5/360
7	64082-4M	NOZZLE,FAN,1504,1/4"NPT,SST
8	64084-4M	NOZZLE,FAN,1505,1/4"NPT,SST
9	64116-4M	NOZZLE,FAN,2503,1/4"NPT,SST
10	64152-4M	NOZZLE,FAN,4003,1/4"NPT,SST
11	1-122-B	O-RING,1-1/8"ID,3/32"C/S,1-5/16"OD,BUNA
12	67603-S	PLUG,1/2NPT,SQ-HD,SST
13	1-122BU-T	RING,BACKUP,3/32NOM,1.143ID,.086,W TEF
14	70108-HCS	SCREW,1/4-20x.75,HHCS,SST

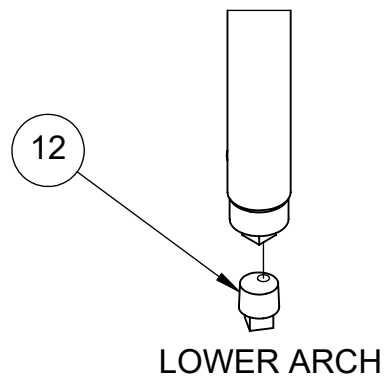
PICTORIAL PARTS CATALOG		
DESCRIPTION: SIDE SPRAY ARCH		
DWG. NO. 11130026	REV 07	SHEET 1 OF 2
 VEHICLE WASH SYSTEMS		
<small>PART OF OPW</small> 		




INDICATED PARTS
ARE INCLUDED IN
O-RING SERVICE
KIT PART NUMBER:
KIT007

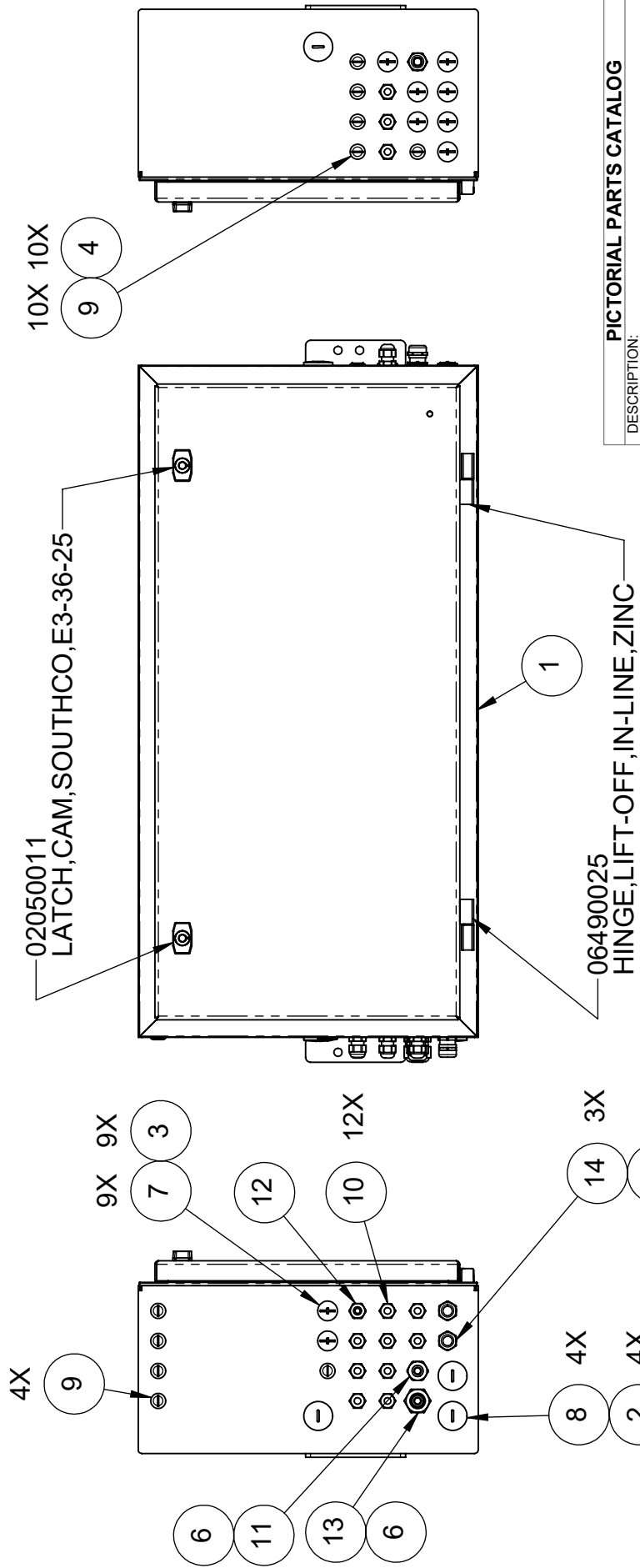


TRIM TEFLON
BACKUP RING TO
FIT GROOVE



PICTORIAL PARTS CATALOG			
DESCRIPTION: SIDE SPRAY ARCH			
DWG. NO.	REV	SHEET	
11130026	07	2 OF 2	
 VEHICLE WASH SYSTEMS			
<small>PART OF OPW</small>		<small>A DOVER COMPANY</small>	

ITEM	PART #	DESCRIPTION	ITEM	PART #	DESCRIPTION
1	04090076	ENCLOSURE,ELECTRICAL,BRIDGE,TANDEM/LW	8	04330011	PLUG,HOLE,M32x1.5,NYLON
2	05020063	NUT,LOCK,M32x1.5,NYL,GREY	9	04330010	PLUG,HOLE,PG9,NYLON,GREY
3	05020069	NUT,M20x1.5,NYL,GRAY	10	04450024	STRAIN-RELIEF,.138-.315",W/LOCKNUT,NYLON
4	05020043	NUT,PG13,HEX,LOCK,NI-BRS,GND-CONN	11	04450012	STRAIN-RELIEF,M16,.177-.394",PLSTC
5	05020053	NUT,PG-9,HEX,LOCK,NYL	12	04450018	STRAIN-RELIEF,M25,.354-.669",PLSTC
6	04330016	PLUG,.427,LDP,RED,CAPLUG,T-3	13	04450017	STRAIN-RELIEF,PG13,.197-.472",GND-CONN
7	04330013	PLUG,HOLE,M20x1.5,POLYSTYRENE,GRAY	14	36402	STRAIN-RELIEF,.236-.472",POLY,W/LOCKNUT



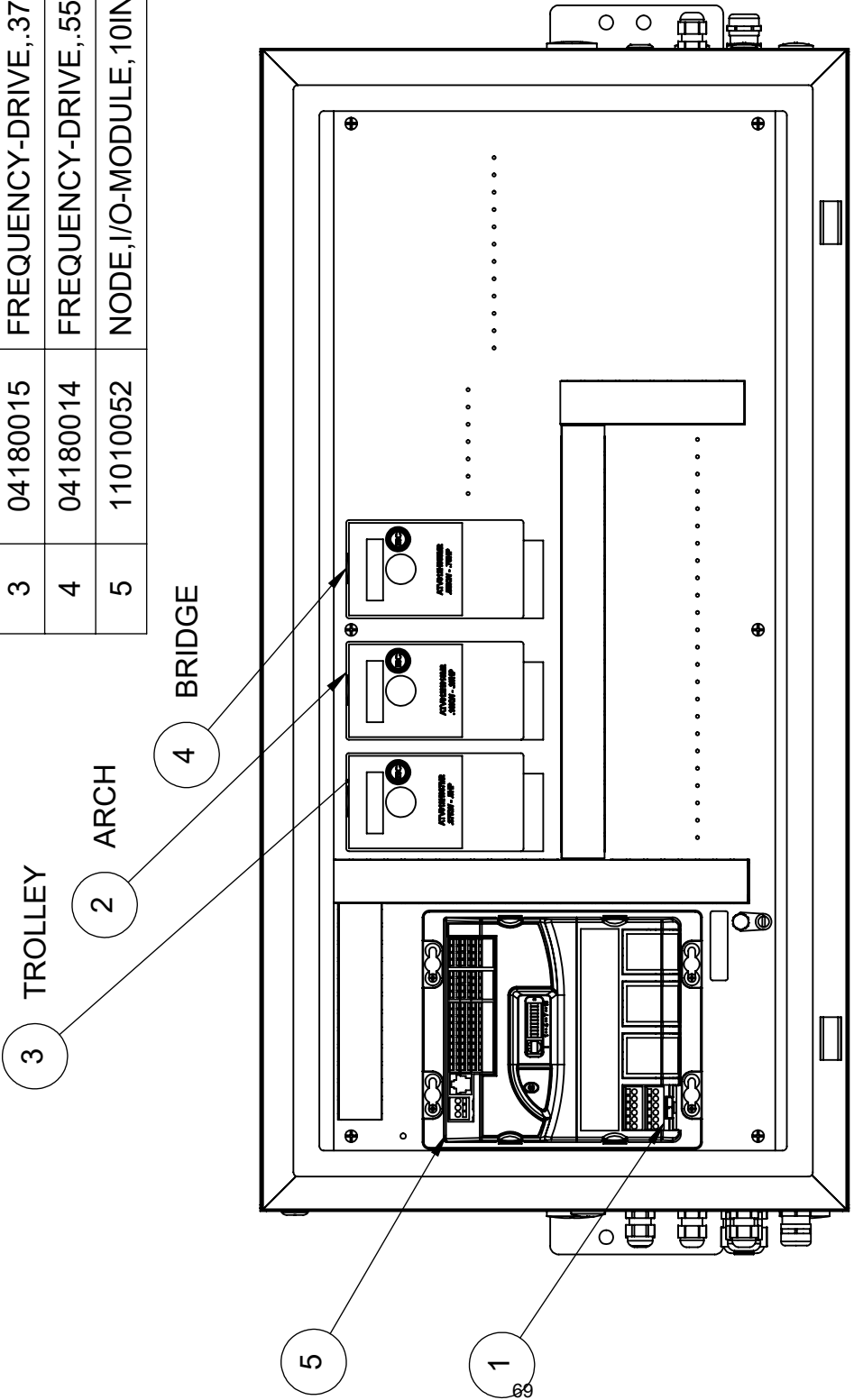
APPLIES TO
 11010158 208-240V 50/60HZ
 11010165 380-400V 50/60HZ

PICTORIAL PARTS CATALOG
 DESCRIPTION:
 CONTROL-BOX,BRIDGE,208-240V,
 50/60HZ,LW
 DWG. NO. 11010158 REV 12 SHEET 1 OF 5



CONFIDENTIAL

ITEM	PART #	DESCRIPTION
1	04580019	CIRCUIT-BOARD,OUTPUT,5-RELAY,6A
2	04180016	FREQUENCY-DRIVE,.18kW-.25HP,208/240V,1PH
3	04180015	FREQUENCY-DRIVE,.37kW-.5HP,208/240V,1PH
4	04180014	FREQUENCY-DRIVE,.55kW-.75HP,208/240V,1PH
5	11010052	NODE,I/O-MODULE,10IN,20OUT,4US,2SERIAL



PICTORIAL PARTS CATALOG

DESCRIPTION:
**CONTROL-BOX,BRIDGE,208-240V,
 50/60HZ,LW**

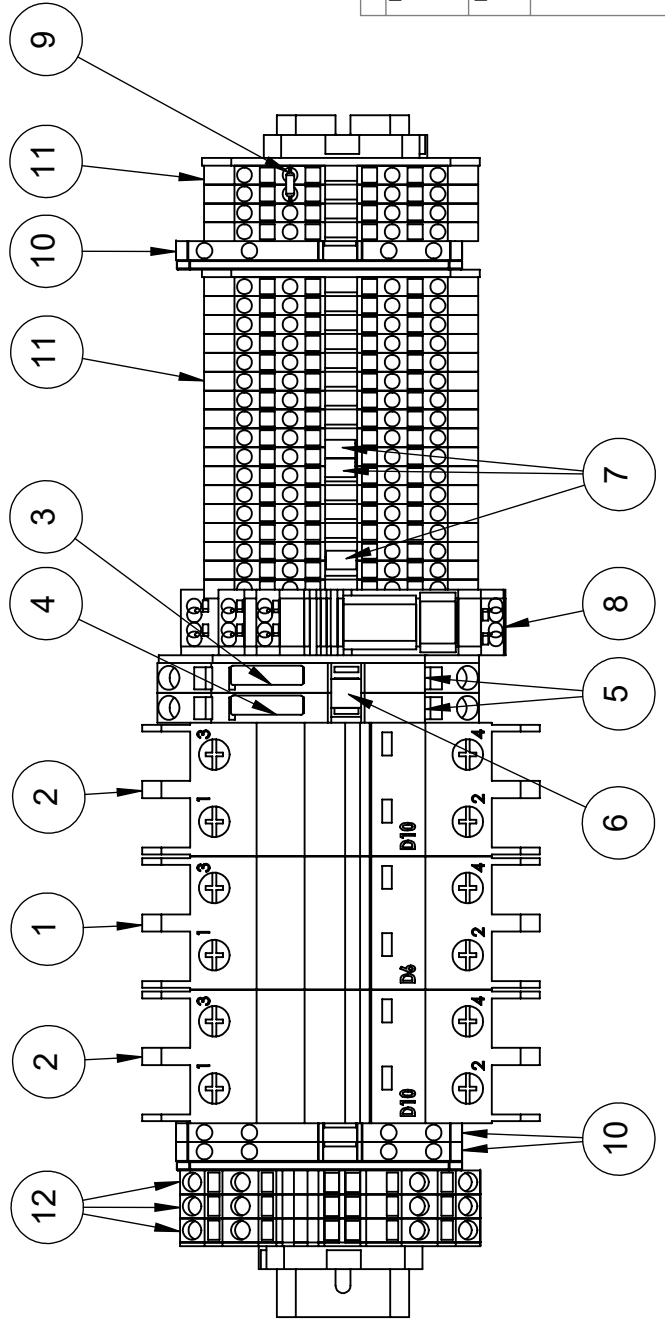
DWG. NO. 11010158 REV SHEET 12 2 OF 5

PDQ
 VEHICLE WASH SYSTEMS
 PART OF OPW
 A DOWNEY COMPANY

THIS DRAWING AND THE INFORMATION THEREIN IS THE SOLE PROPERTY OF PDQ MANUFACTURING, INC. AND CANNOT BE COPIED OR DISCLOSED WITHOUT THE WRITTEN CONSENT OF PDQ MANUFACTURING, INC.

TERMINAL STRIP ASSEMBLY FOR 208-240V 50/60 HZ PANEL

ITEM	PART #	DESCRIPTION
1	04110058	CIRCUIT-BREAKER,6A,2P,D,277V,UL-489
2	04110057	CIRCUIT-BREAKER,10A,2P,D,277V,UL-489
3	04110034	FUSE,3A,MINI,FAST-ACTING,AUTOMOTIVE
4	04110059	FUSE,5A,MINI,FAST-ACTING,AUTOMOTIVE,STYL
5	04110031	FUSE-HOLDER,AUTOMOTIVE,TERM-BLK
6	36802	JUMPER INSULATED 282-402
7	36800	JUMPER,INSULATED,GRAY
8	04050008	RELAY-SOCKET,W-DPDT-RELAY,24VAC,8A
9	04590027	RESISTOR,METAL-FILM,475-OHM,1%TOLORENCE
10	04100024	TERMINAL,GROUND,28-12AWG,4-COND,YEL-GRN
11	36507	TERMINAL-BLK,26-14GA,4P,GRAY
12	04100050	TERMINAL-BLOCK,4P,10-20AWG,30A,GRAY,WAGO



PICTORIAL PARTS CATALOG

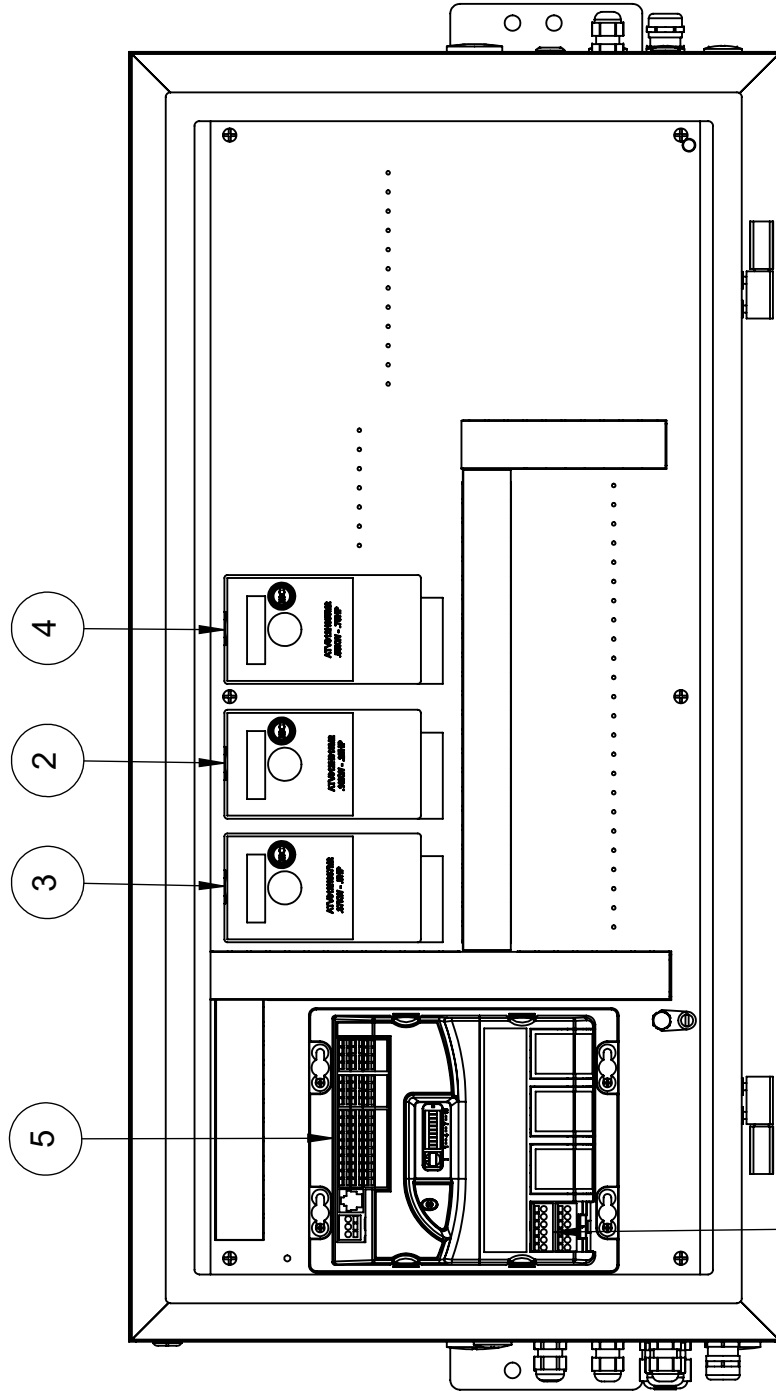
DESCRIPTION:
CONTROL-BOX, BRIDGE, 208-240V,
50/60HZ, LW

DWG. NO. 11010158 REV 12 SHEET 3 OF 5

PDQ
VEHICLE WASH SYSTEMS
PART OF OPW
A DOVER COMPANY

CONFIDENTIAL

ITEM	PART #	DESCRIPTION
1	04580019	CIRCUIT-BOARD,OUTPUT,5-RELAY,6A
2	04180016	FREQUENCY-DRIVE,.18kW-.25HP,208/240V,1PH
3	04180015	FREQUENCY-DRIVE,.37kW-.5HP,208/240V,1PH
4	04180014	FREQUENCY-DRIVE,.55kW-.75HP,208/240V,1PH
5	11010052	NODE,I/O-MODULE,10IN,20OUT,4US,2SERIAL



APPLIES TO
11010165 380-400V 50/60HZ

PICTORIAL PARTS CATALOG

DESCRIPTION:
CONTROL-BOX,BRIDGE,208-240V,
50/60HZ,LW

DWG. NO. 11010158 REV 12 SHEET 4 OF 5

PDQ
VEHICLE WASH SYSTEMS

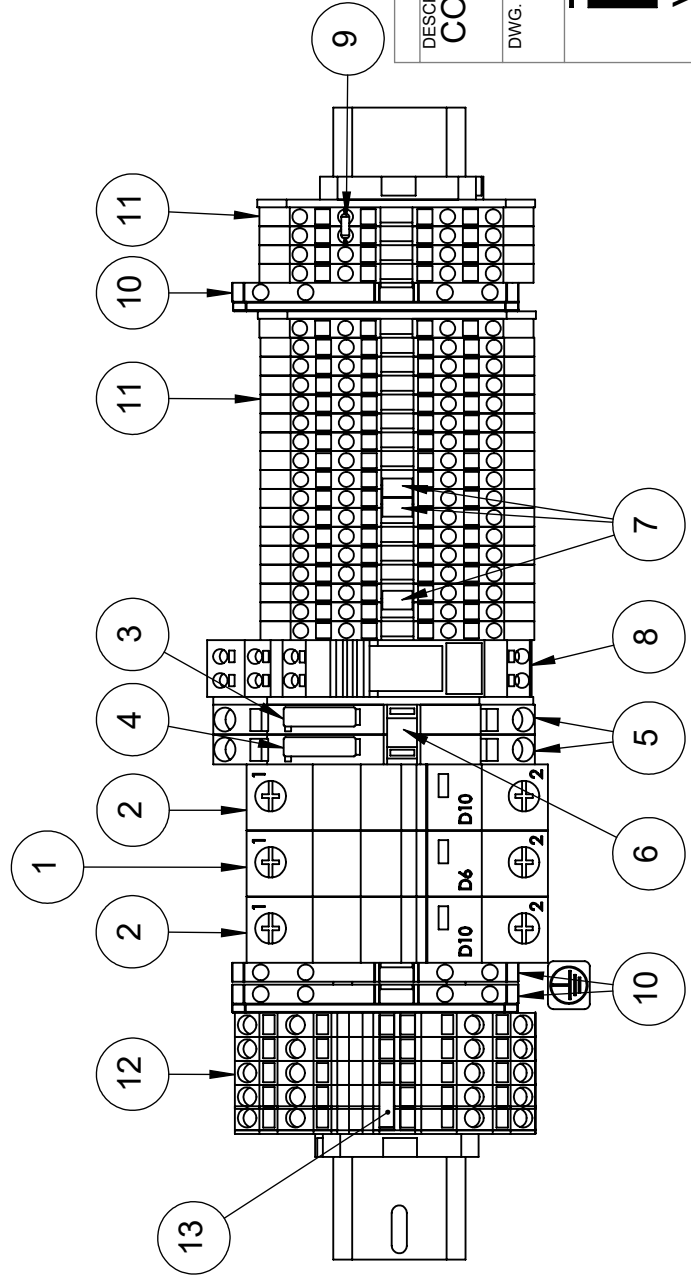
PART OF OPW
A DOWDER COMPANY

THIS DRAWING AND THE INFORMATION THEREIN IS THE SOLE PROPERTY OF PDQ MANUFACTURING, INC. AND CANNOT BE COPIED OR DISCLOSED WITHOUT THE WRITTEN CONSENT OF PDQ MANUFACTURING, INC.

**TERMINAL STRIP ASSEMBLY
FOR
380-400V 50/60 HZ PANEL**

APPLIES TO
11010165 380-400V 50/60HZ

ITEM	PART #	DESCRIPTION
1	37629	CIRCUIT-BREAKER,6A,1P,D,400V,UL-1077
2	37639	CIRCUIT-BREAKER,10A,1P,D,400V,UL-1077
3	04110034	FUSE,3A,MINI,FAST-ACTING,AUTOMOTIVE
4	04110059	FUSE,5A,MINI,FAST-ACTING,AUTOMOTIVE,STYL
5	04110031	FUSE-HOLDER,AUTOMOTIVE,TERM-BLK
6	36802	JUMPER INSULATED 282-402
7	36800	JUMPER,INSULATED,GRAY
8	04050008	RELAY-SOCKET,W-DPDT-RELAY,24VAC,8A
9	04590027	RESISTOR,METAL-FILM,475-OHM,1%TOLORENCE
10	04100024	TERMINAL,GROUND,28-12AWG,4-COND,YEL-GRN
11	36507	TERMINAL-BLK,26-14GA,4P,GRAY
12	04100050	TERMINAL-BLOCK,4P,10-20AWG,30A,GRAY,WAGO
13	04100052	TERMINAL-JUMPER,ADJACENT,WAGO



PICTORIAL PARTS CATALOG

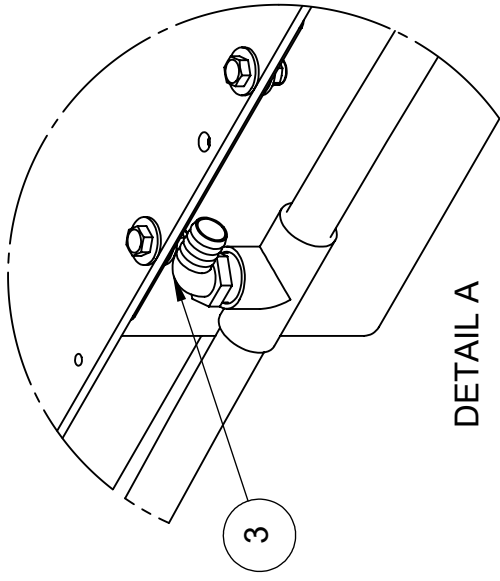
DESCRIPTION:
**CONTROL-BOX, BRIDGE, 208-240V,
50/60HZ, LW**

DWG. NO. 11010158 REV 12 SHEET 5 OF 5

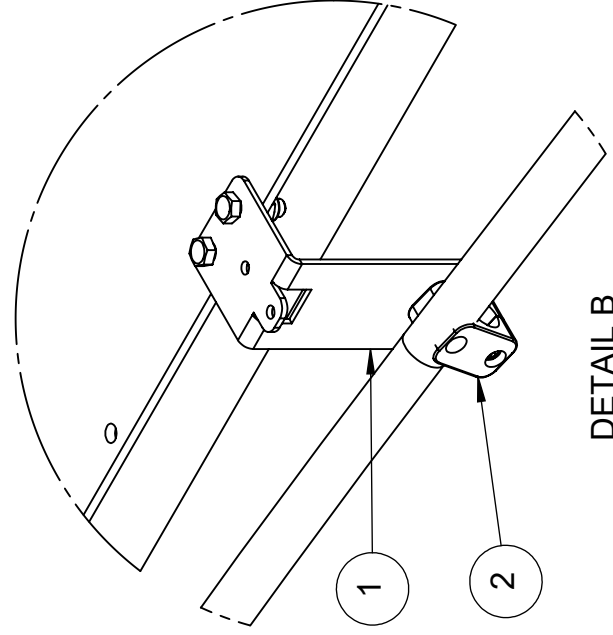
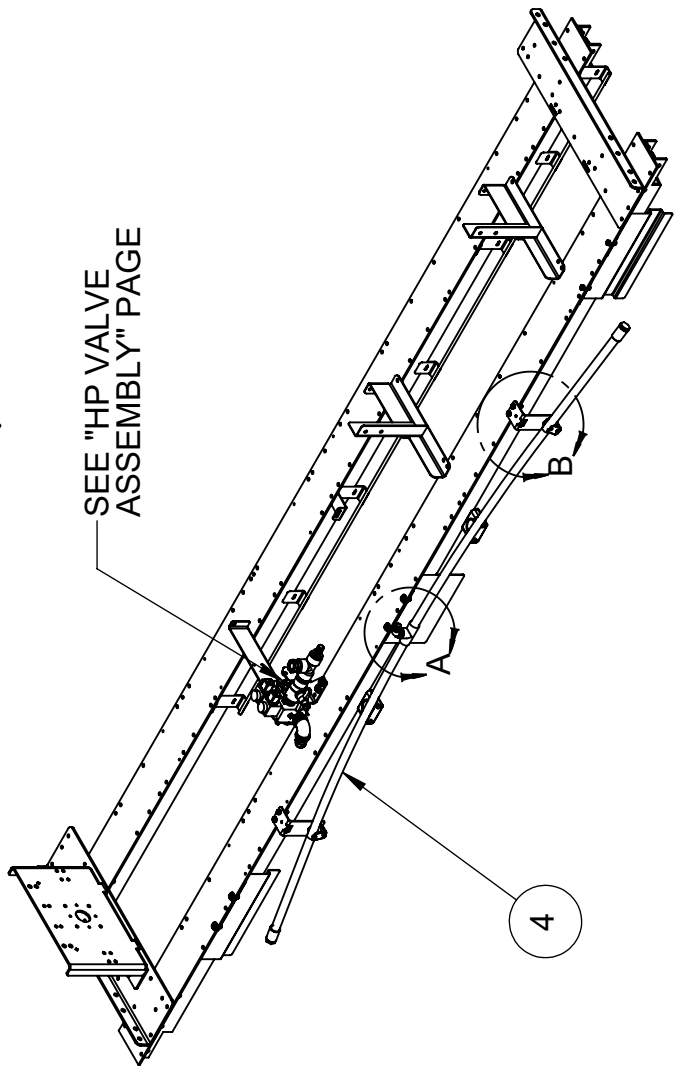


CONFIDENTIAL

ITEM	PART #	DESCRIPTION
1	06140606	BRACKET, MOUNT, RAIN-ARCH, 10GA, 304SST
2	75016	CLAMP, TUBE, 1", PP, STANDARD
3	68323-MHN	HOSE-BARB, 3/4HX3/4MNPT, 90°, NYL
4	03220234	MANIFOLD, RINSE, RAIN-ARCH, LASERWASH



DETAIL A



DETAIL B

PICTORIAL PARTS CATALOG

DESCRIPTION:
LASERWASH RAIN-ARCH
MANIFOLD

DWG. NO. 11250124 REV 11 SHEET 1 OF 3



PDQ
VEHICLE WASH SYSTEMS

PART OF OPW
A DOVER COMPANY

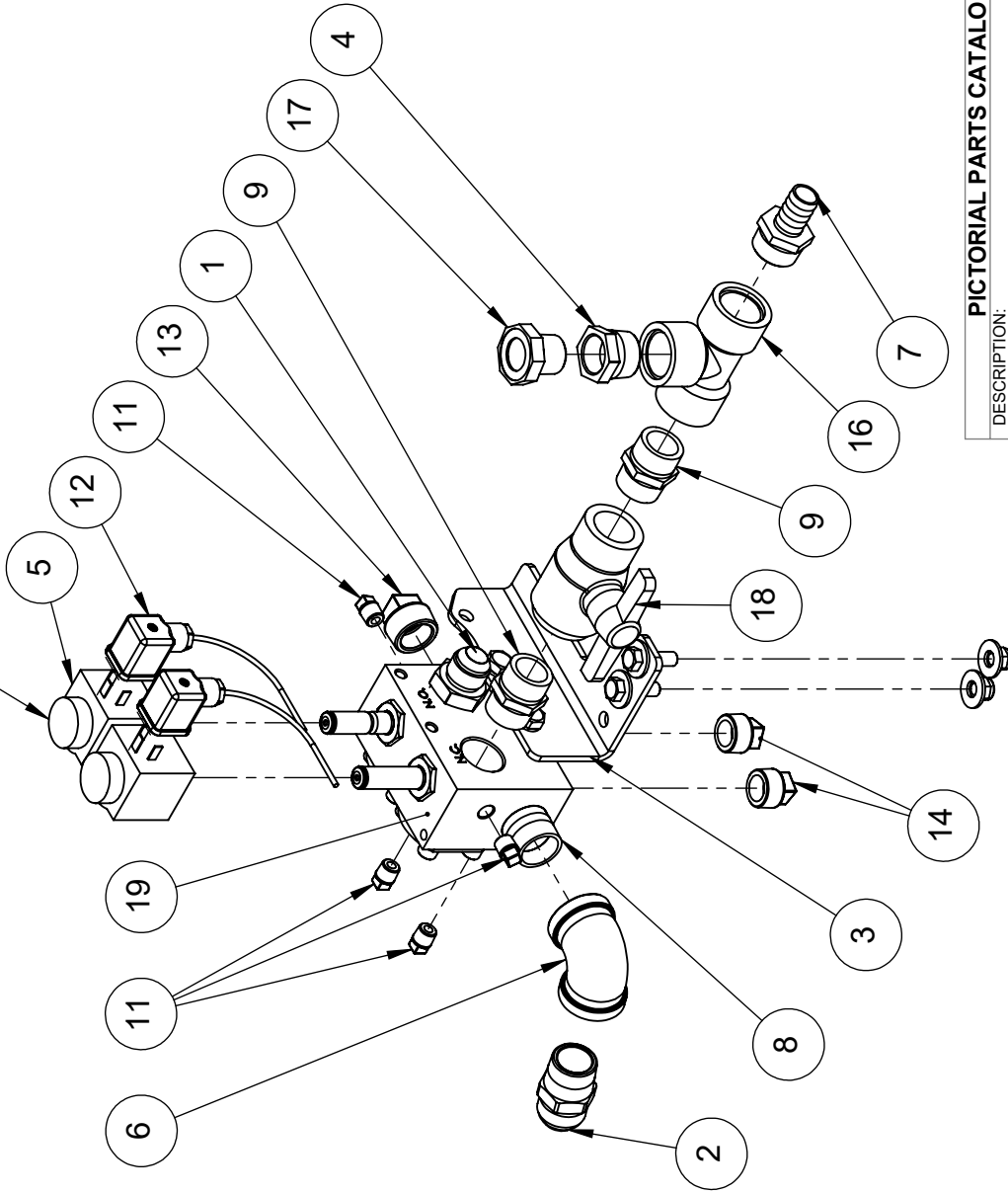
HP VALVE ASSEMBLY

SEE NEXT PAGE

ITEM	PART #	DESCRIPTION
1	03140057	ADAPTER,#12-MJICx1MPT,Z-PLT
2	03140044	ADAPTER,#16-MJICx1MPT,Z-PLT
3	06140868	BRACKET,HP-VALVE,LASERWASH
4	67714-N	BUSHING,1NPTx3/4NPT,NYL
5	63040	COIL,SOL,24VAC,60HZ,9W,DANFOSS
6	67410-4S	ELBOW,1NPT,90DEG,SC40,SST,SP114
7	68124-MHN	HOSE-BARB,3/4Hx1MNPT,NYL
8	67015-4S	NIPPLE,1NPTxCLOSE,SC40,SST
9	67063-4N	NIPPLE,HEX,1NPT,NYL
10	71013-NCS	NUT,3/8-16,HEX,LOCK,SST
11	67603-B	PLUG,1/4NPT,SQ-HD,BRS
12	63042	PLUG,18mm,DIN,PLSTC
13	67605-B	PLUG,1NPT,SQ-HD,BRS
14	67604-B	PLUG,3/4NPT,SQ-HD,BRS
15	70181-HCS	SCREW,3/8-16x1.25,HHCS,SST
16	67125-4N	TEE,1NPT,PIPE,SC40,NYL
17	03010157	VALVE,AUTO-DRAIN,3/4MNPT,PLSTC
18	63200	VALVE,BALL,1FPT,PVC
19	03010146	VALVE,HIGH-PRESSURE,NO/NC,1",SST
20	71513-FS	WASHER,3/8,FLAT,1-OD,.083THK,SST

PICTORIAL PARTS CATALOG		
DESCRIPTION: LASERWASH RAIN-ARCH MANIFOLD		
DWG. NO. 11250124	REV 11	SHEET 2 OF 3
 		
VEHICLE WASH SYSTEMS <small>PART OF OPW A DOVER COMPANY</small>		

FOR 50 HZ
USE COIL 63044



DETAIL A

HP VALVE ASSEMBLY

PICTORIAL PARTS CATALOG

DESCRIPTION:
LASERWASH RAIN-ARCH
MANIFOLD

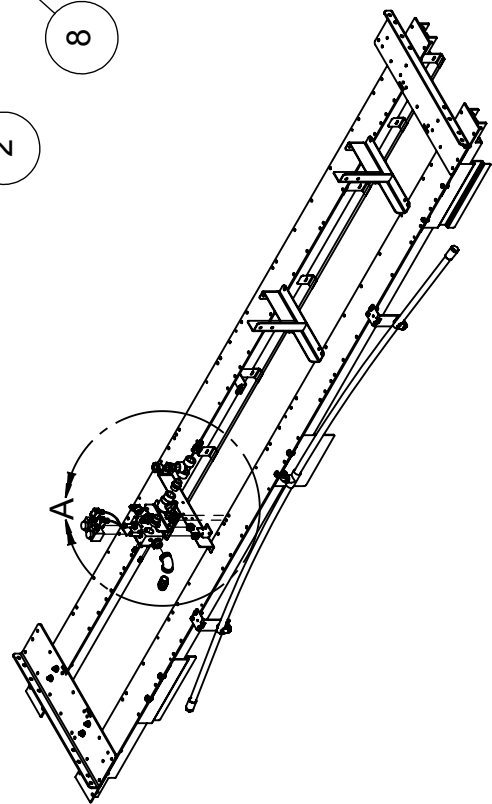
DWG. NO.	REV	SHEET
11250124	11	3 OF 3



PDQ

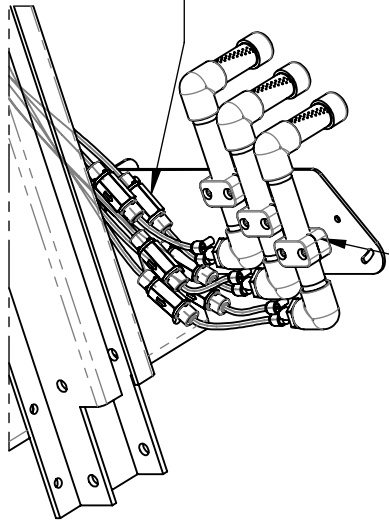
VEHICLE WASH SYSTEMS

PART OF OPW A DOVER COMPANY

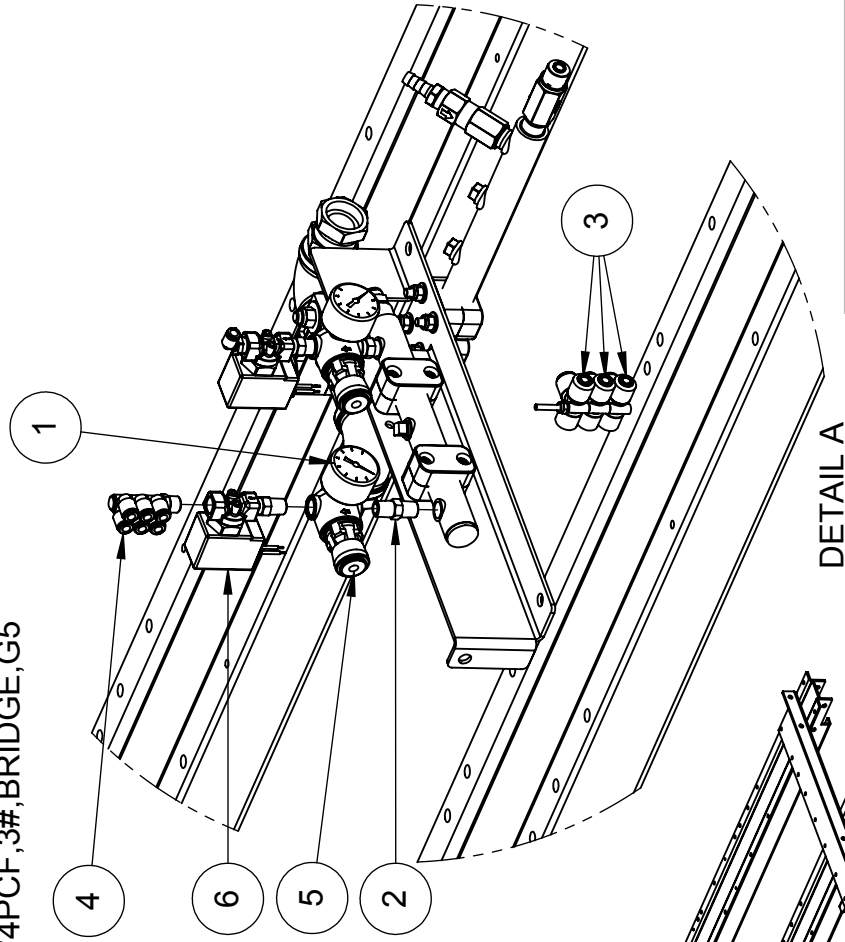


ITEM	PART #	DESCRIPTION
1	25031	GAUGE,PRES,0-160PSI,1/8NPT,CBM,1.50"
2	67052-4B	NIPPLE,HEX,1/4NPT,BRS
3	03320045	TUBE-FTG,TEE,3/8Tx1/4T,PUSH,PLSTC
4	03320047	TUBE-FTG,TEE,6PORT,1/4Tx1/4NPT,PUSH,PLST
5	26160	VALVE,REG,1/4"NPT,125PSI,W/NUT,MINI
6	03010140	VALVE,SOL,2WAY,NC,,1/4"NPT,24VAC,BRASS

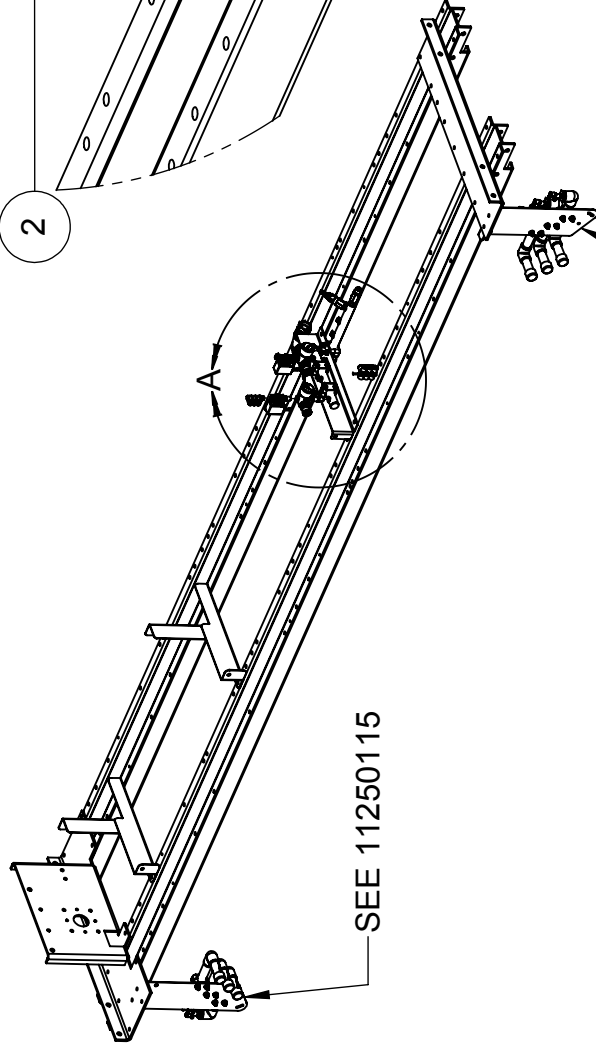
03010105
VALVE,CHECK,1/4x1/4PCF,3#,BRIDGE,G5



75016
CLAMP,TUBE,1",PP,STANDARD



DETAIL A



SEE 11250115

SEE 11250116



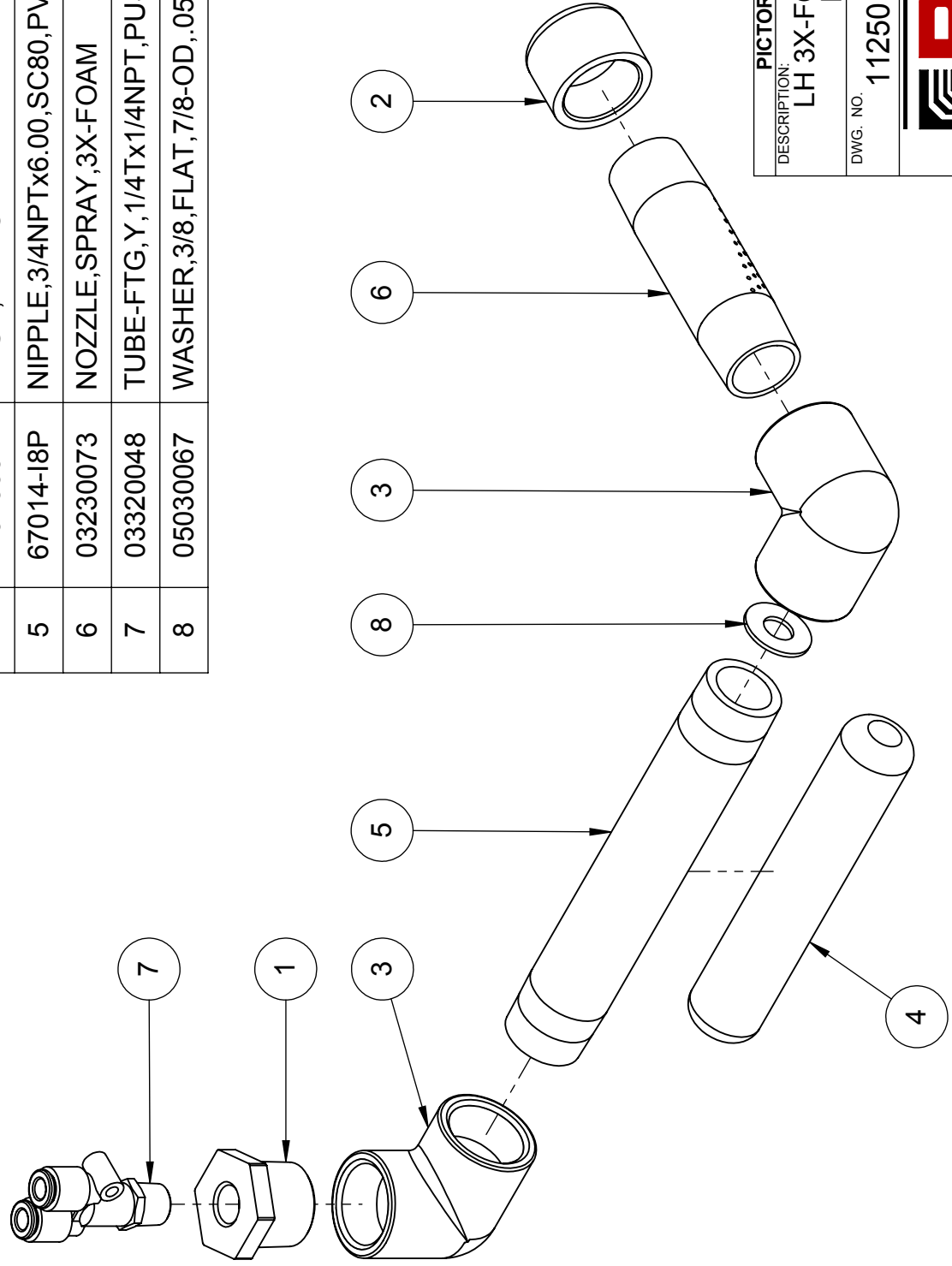
Vehicle Wash Systems
A DOWER COMPANY

DESCRIPTION:
3X-FOAM BRIDGE MANIFOLD

PICTORIAL PARTS CATALOG - CONFIDENTIAL
DWG. NO. REV

11250127 01

ITEM	PART #	DESCRIPTION
1	03090019	BUSHING,3/4NPTx1/4NPT,PVC
2	03100018	CAP,3/4NPT,SCH40,PVC
3	67408-4P	ELBOW,3/4NPT,90DEG,SC40,PVC
4	91999	MESH,TEFLON
5	67014-18P	NIPPLE,3/4NPTx6.00,SC80,PVC
6	03230073	NOZZLE,SPRAY,3X-FOAM
7	03320048	TUBE-FTG,Y,1/4Tx1/4NPT,PUSH,PLSTC
8	05030067	WASHER,3/8,FLAT,7/8-OD,.050THK,SST



PICTORIAL PARTS CATALOG

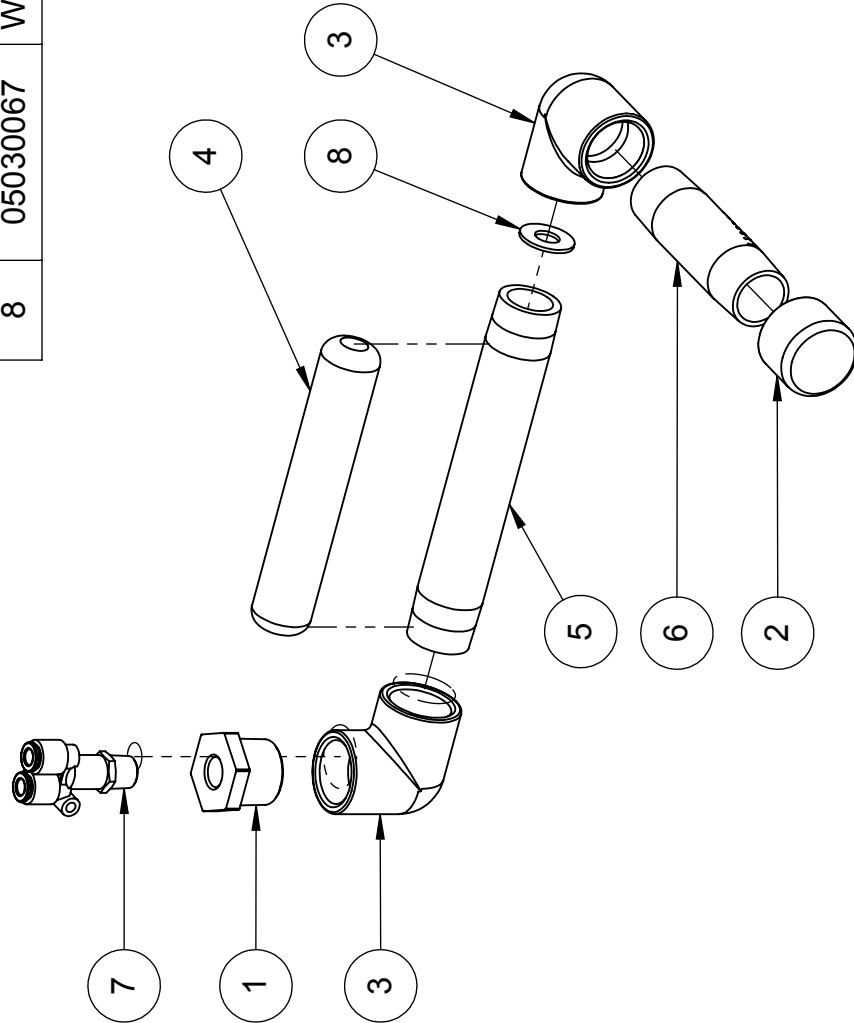
DESCRIPTION:
**LH 3X-FOAM APPLICATOR
 MANIFOLD**

DWG. NO. 11250115 REV 02 SHEET 1 OF 1



PDQ
 VEHICLE WASH SYSTEMS
 PART OF OPW
 A DOVER COMPANY

ITEM	PART #	DESCRIPTION
1	03090019	BUSHING,3/4NPTx1/4NPT,PVC
2	03100018	CAP,3/4NPT,SCH40,PVC
3	67408-4P	ELBOW,3/4NPT,90DEG,SC40,PVC
4	91999	MESH,TEFLON
5	67014-18P	NIPPLE,3/4NPTx6.00,SC80,PVC
6	03230073	NOZZLE,SPRAY,3X-FOAM
7	03320048	TUBE-FTG, Y, 1/4Tx1/4NPT,PUSH,PLSTC
8	05030067	WASHER,3/8,FLAT,7/8-OD,.050THK,SST



PICTORIAL PARTS CATALOG



DESCRIPTION:
 RH 3X-FOAM APPLICATOR
 MANIFOLD

DWG. NO. 11250116 REV 02 SHEET 1 OF 1

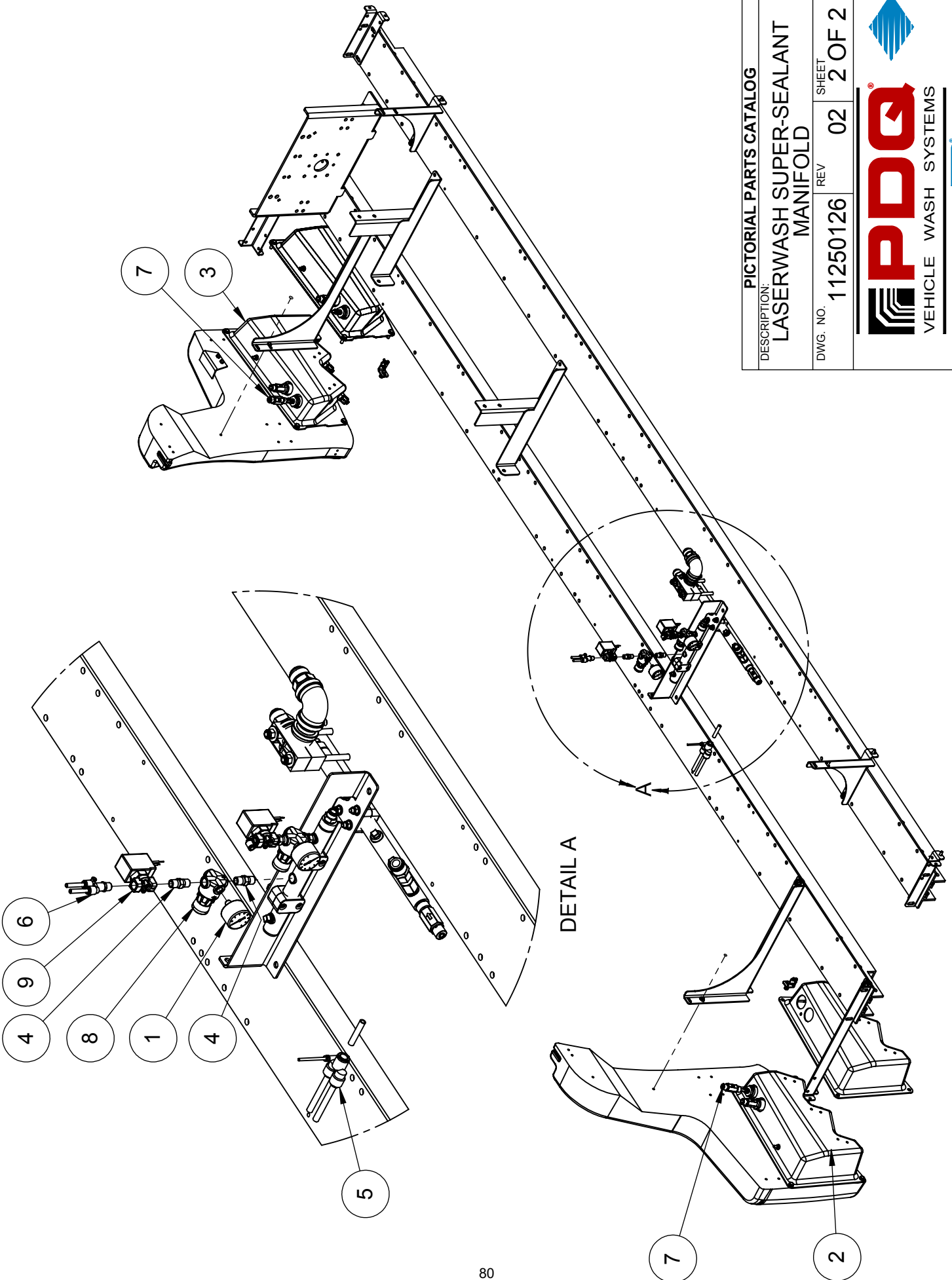


VEHICLE WASH SYSTEMS
 PART OF OPW
 A DOVER COMPANY

ITEM	PART #	DESCRIPTION
1	25031	GAUGE,PRES,0-160PSI,1/8NPT,CBM,1.50"
2	11250103	MANIFOLD,APPLICATOR,SUPER-SEALANT,LEFT
3	11250104	MANIFOLD,APPLICATOR,SUPER-SEALANT,RIGHT
4	67052-4B	NIPPLE,HEX,1/4NPT,BRS
5	03220051	TUBE-FTG,Y,1/2Tx3/8T,PUSH,PLST
6	03320048	TUBE-FTG,Y,1/4Tx1/4NPT,PUSH,PLSTC
7	03010105	VALVE,CHECK,1/4x1/4PCF,3#,BRIDGE,G5
8	26160	VALVE,REG,1/4"NPT,125PSI,W/NUT,MINI
9	03010140	VALVE,SOL,2WAY,NC,1/4"NPT,24VAC,BRASS

PICTORIAL PARTS CATALOG		
DESCRIPTION: LASERWASH SUPER-SEALANT MANIFOLD		
DWG. NO. 11250126	REV 02	SHEET 1 OF 2
 		
VEHICLE WASH SYSTEMS <small>PART OF OPW A DOVER COMPANY</small>		

CONFIDENTIAL



PICTORIAL PARTS CATALOG
 DESCRIPTION:
**LASERWASH SUPER-SEALANT
 MANIFOLD**

DWG. NO. 11250126 REV 02 SHEET 2 OF 2

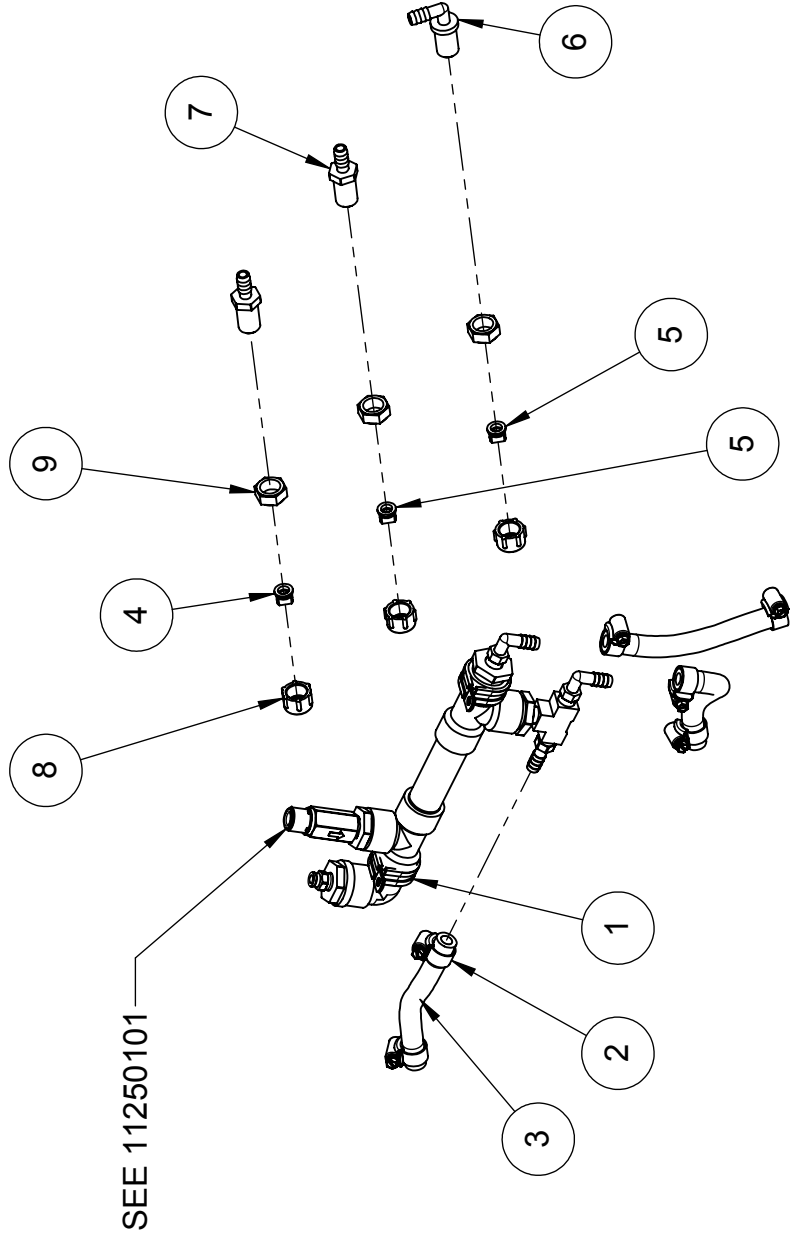
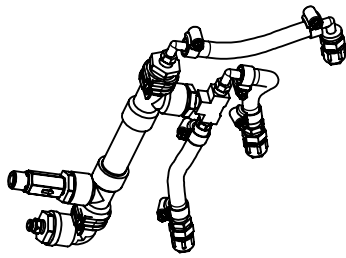


PDQ
 VEHICLE WASH SYSTEMS

PART OF OPW
 ADVOVER COMPANY

ITEM	PART #	DESCRIPTION
1	05050032	CLAMP, CABLE, CUSHION, 1-1/4", SST
2	75101	CLAMP, HOSE, #6, .38-.50H, SST
3	01130010	HOSE, .38, 200-PSI, EPDM, BLK
4	03230067	NOZZLE, 110-15, LIME-GREEN, NYL
5	03230068	NOZZLE, 110-20, BLACK, NYL
6	03230056	NOZZLE, BODY, 11/16MPSx3/8HB, ELBOW, NYL
7	03230059	NOZZLE, BODY, 11/16MPSx3/8HB, STRAIGHT, NYL
8	03230060	NOZZLE, CAP, TIP, 11/16FPS, NYL
9	03230061	NOZZLE, NUT, 11/16FPS, NYL

NOTE: NOZZELS WILL INCLUDE NUT # 03230061



SEE 11250101

PICTORIAL PARTS CATALOG
 DESCRIPTION:
**SUPER SEALANT APPLICATOR
 LEFT**

DWG. NO. 11250103 REV 02 SHEET 1 OF 1

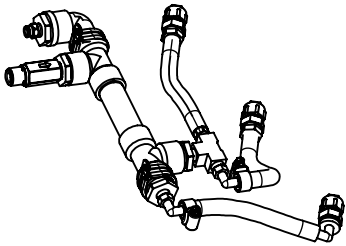


PDQ
 VEHICLE WASH SYSTEMS

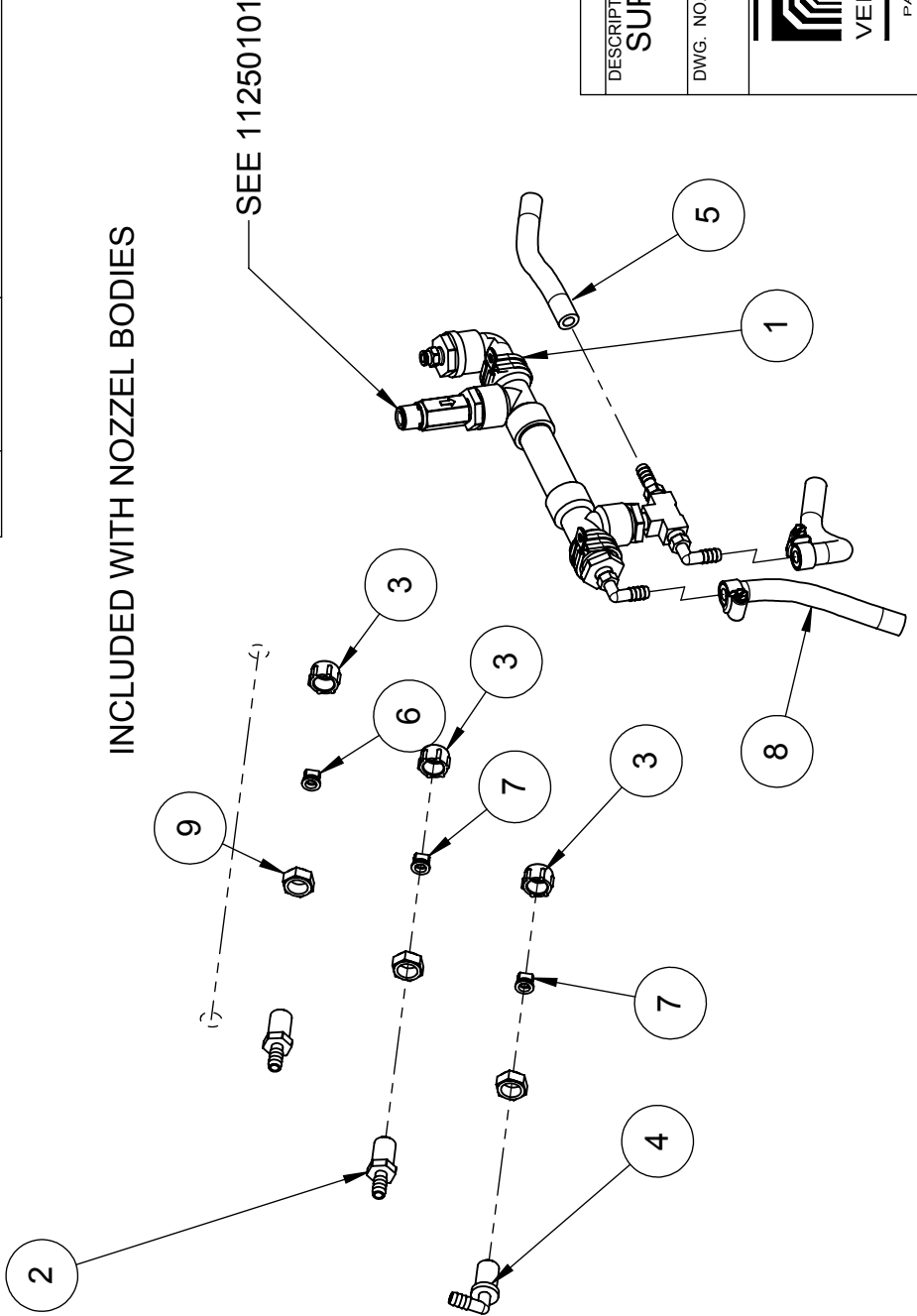
PART OF OPW
 A DOWDER COMPANY

BOM Table

ITEM	PART #	DESCRIPTION
1	05050032	CLAMP,CABLE,CUSHION,1-1/4",SST
2	03230059	NOZZLE,BODY,11/16MPSx3/8HB,STRAIGHT,NYL
3	03230060	NOZZLE,CAP,TIP,11/16FPS,NYL
4	03230056	NOZZLE,BODY,11/16MPSx3/8HB,ELBOW,NYL
5	75101	CLAMP,HOSE,#6,.38-.50H,SST
6	03230067	NOZZLE,110-15,LIME-GREEN,NYL
7	03230068	NOZZLE,110-20,BLACK,NYL
8	01130010	HOSE,.38,200-PSI,EPDM,BLK
9	03230061	NOZZLE,NUT,11/16FPS,NYL



INCLUDED WITH NOZZEL BODIES



PICTORIAL PARTS CATALOG

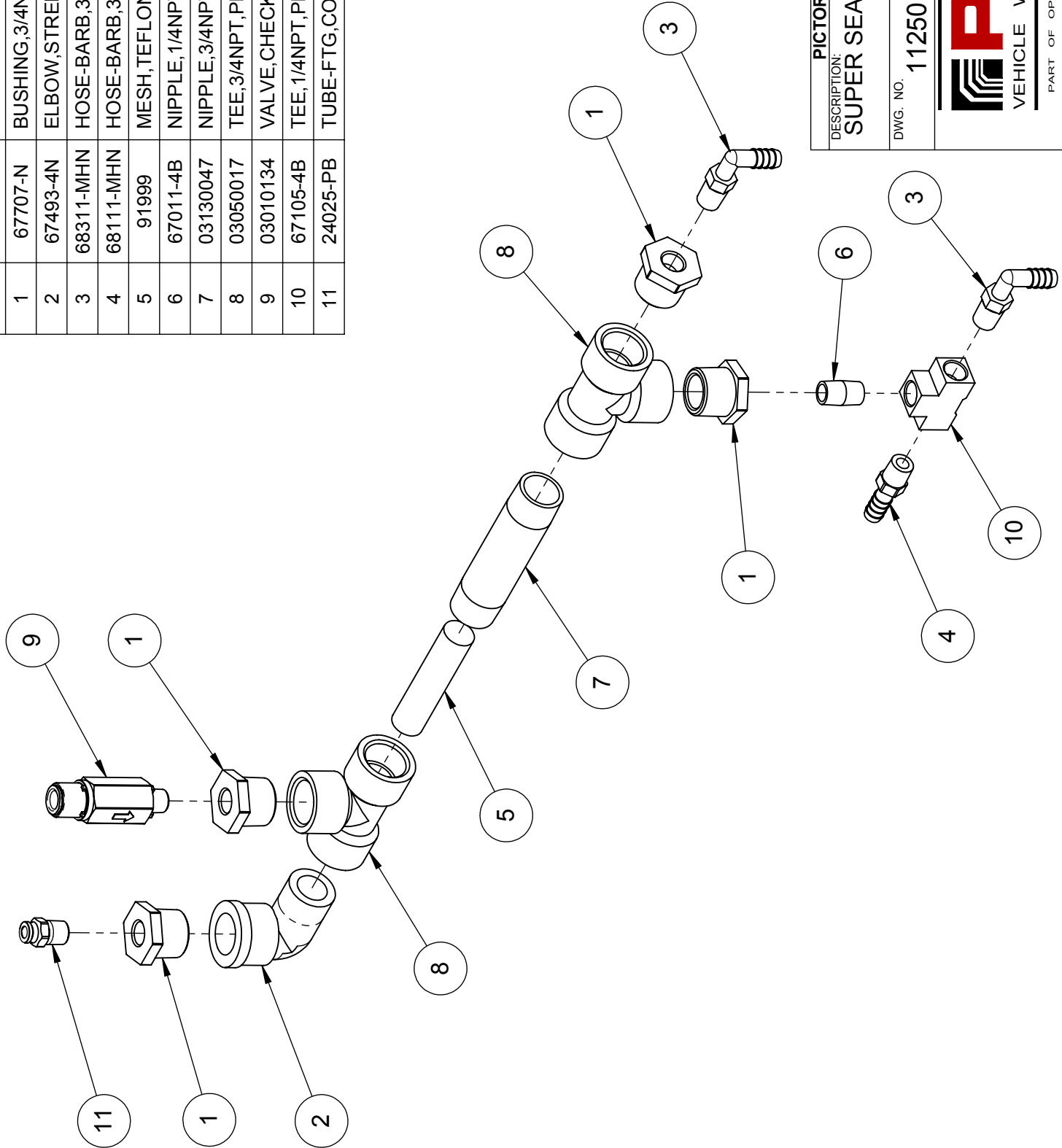
DESCRIPTION:
**SUPER SEALANT APPLICATOR
 RIGHT**

DWG. NO. 11250104 REV 02 SHEET 1 OF 1



VEHICLE WASH SYSTEMS
 PART OF OPW
 ADVOVER COMPANY

ITEM	PART #	DESCRIPTION
1	67707-N	BUSHING,3/4NPTx1/4NPT,NYL
2	67493-4N	ELBOW,STREET,3/4NPT,90DEG,SC40,NYL
3	68311-MHN	HOSE-BARB,3/8Hx1/4MNPT,90°,NYL
4	68111-MHN	HOSE-BARB,3/8Hx1/4MNPT,NYL
5	91999	MESH,TEFLON
6	67011-4B	NIPPLE,1/4NPTxCLOSE,SC40,BRS
7	03130047	NIPPLE,3/4NPTx4.00,SC80,PVC
8	03050017	TEE,3/4NPT,PIPE,NYL
9	03010134	VALVE,CHECK,3/8PCF-INx1/4NPT-OUT,1#
10	67105-4B	TEE,1/4NPT,PIPE,SC40,BRS
11	24025-PB	TUBE-FTG,CONN,1/4Tx1/4NPT,PUSH,BRS

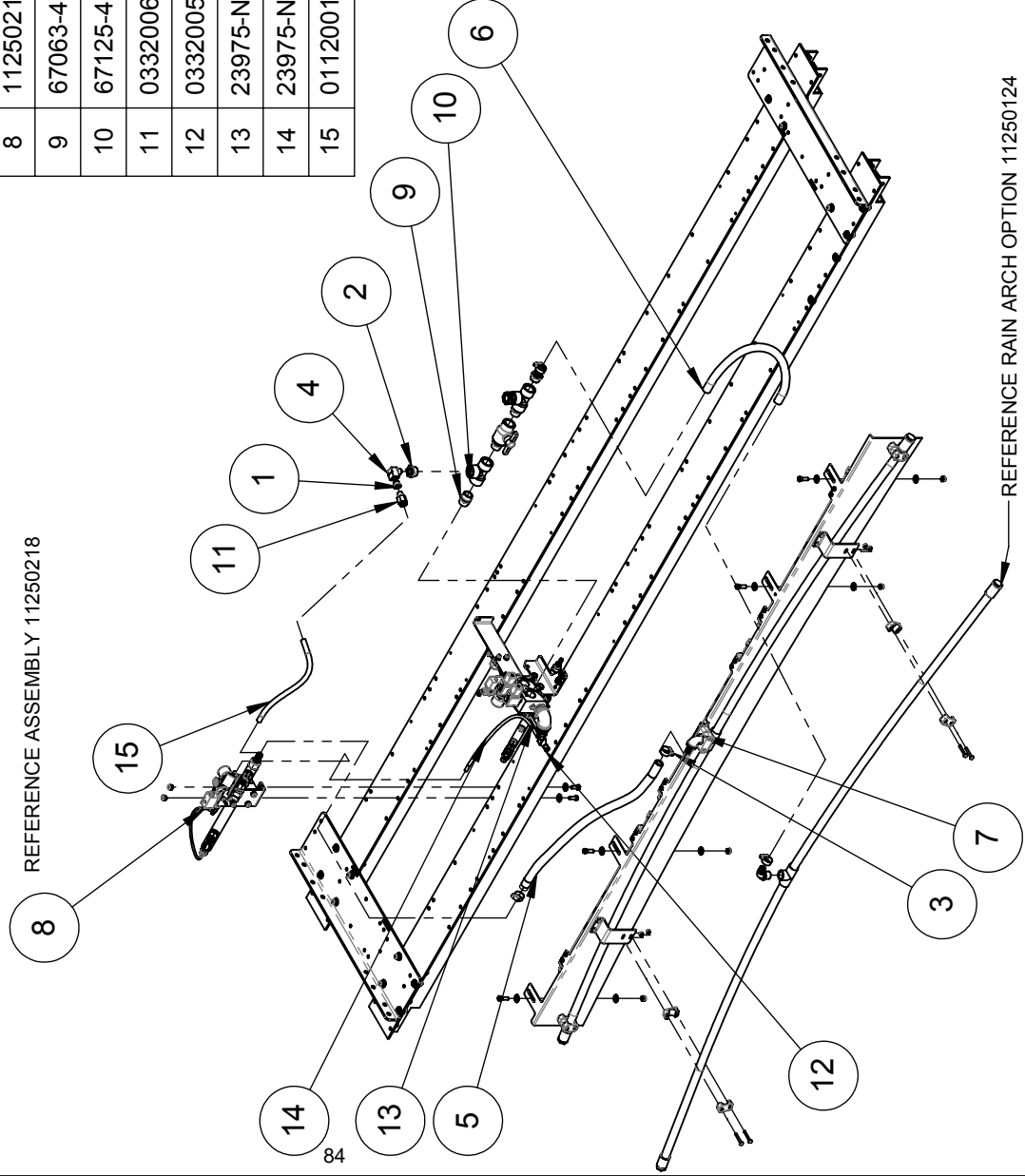


PICTORIAL PARTS CATALOG
 DESCRIPTION:
SUPER SEALANT FOAMER

DWG. NO. 11250101 REV 01 SHEET 1 OF 1



ITEM	PART #	DESCRIPTION
1	67705-B	BUSHING, 1/2NPTx3/8NPT, BR
2	67713-N	BUSHING, 1NPTx1/2NPT, NYL
3	75103	CLAMP, HOSE, #12, .75H, SST
4	67491-4B	ELBOW, STREET, 1/2NPT, 90DEG, SC40, BRS
5	61030	HOSE, 3/4, 200, BLACK, SYN-RBR, SYN-YRN
6	61030	HOSE, 3/4, 200, BLACK, SYN-RBR, SYN-YRN
7	11250219	MANIFOLD, APPLICATOR, ASSY, OGLW, LW&TANDEM
8	11250218	MANIFOLD, FOAMER, ASSY, OVERGLOW, BRIDGE, LW
9	67063-4N	NIPPLE, HEX, 1NPT, NYL
10	67125-4N	TEE, 1NPT, PIPE, SC40, NYL
11	03320067	TUBE-FTG, CONN, 5/8Tx3/8MNPT, PUSH, BRS
12	03320057	TUBE-FTG, Y, 3/8T, SPLITTER, PUSH, PLSTC, PP
13	23975-NE	TUBING, .38x.06W, NAT-PE
14	23975-NE	TUBING, .38x.06W, NAT-PE
15	01120012	TUBING, 5/8ODx.06W, 70psi@70F, LLDPE, BLACK



PICTORIAL PARTS CATALOG

DESCRIPTION:
**MANIFOLD, ASSY, OVERGLOW,
 BRIDGE, LW**

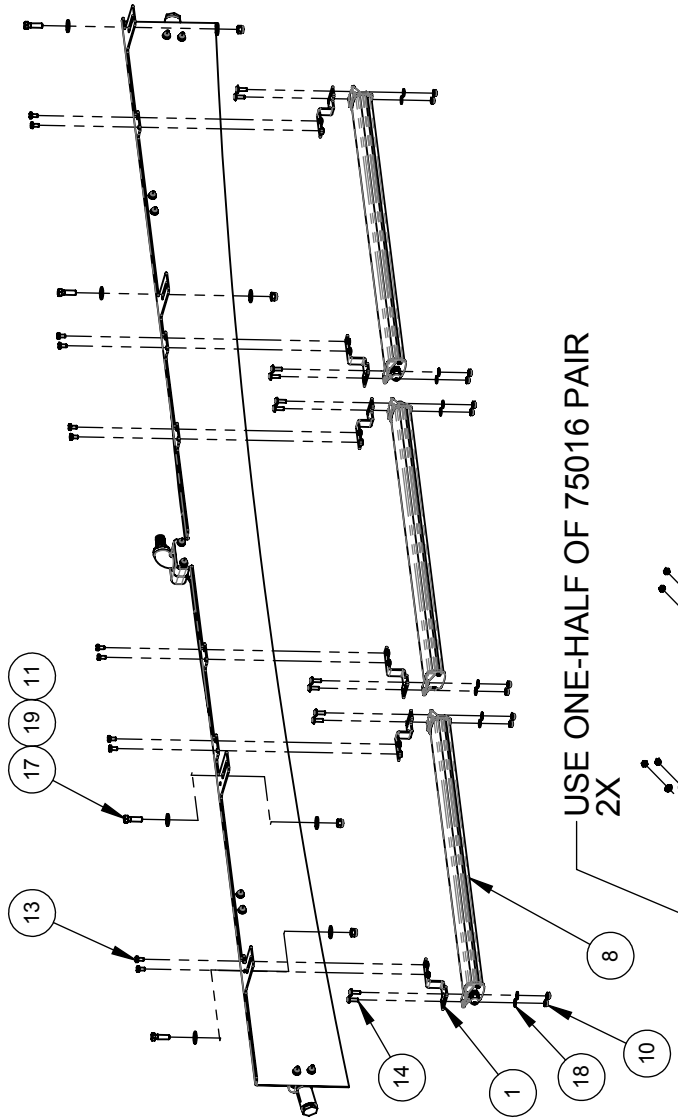
DWG. NO. 11250222 REV 02 SHEET 1 OF 1

PDQ
 VEHICLE WASH SYSTEMS

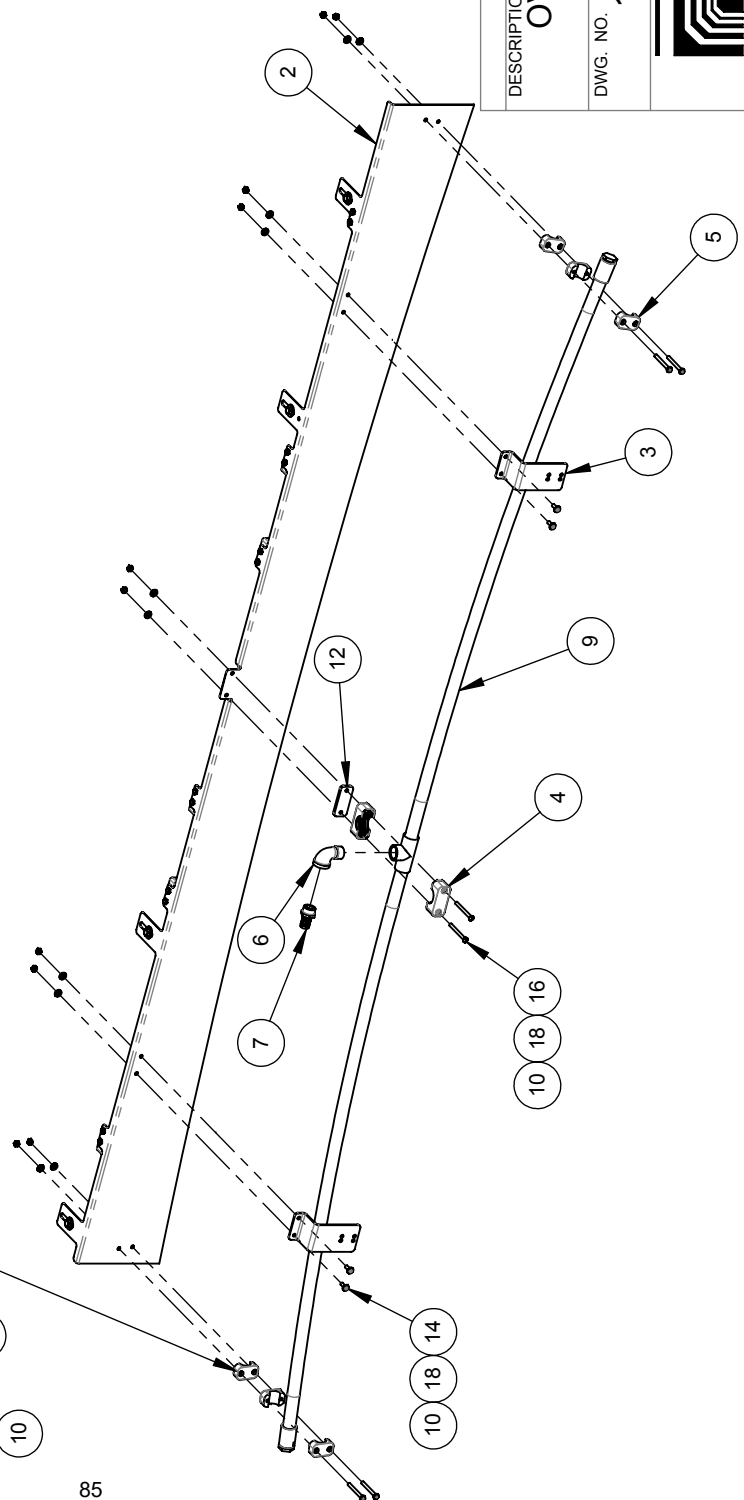
PART OF OPW
 A DOVER COMPANY

CONFIDENTIAL

ITEM	PART #	DESCRIPTION
1	06141313	BRACKET,LED-LIGHT,OVERGLOW,SYMM,L,W360P
2	06141226	BRACKET,MOUNT,MANIFOLD,OVERGLOW
3	06141232	BRACKET,MOUNT,MANIFOLD,RAIN,OVERGLOW
4	75025	CLAMP,PIPE,1.00,PP,STANDARD
5	75016	CLAMP,TUBE,1",PP,STANDARD
6	67493-4S	ELBOW,STREET,3/4NPT,90DEG,SC40,SST
7	68123-MHN	HOSE-BARB,3/4Hx3/4MNPT,NYL
8	11310115	LIGHT,LED,2-BOARD,OVERGLOW
9	03220290	MANIFOLD,OVERGLOW,PVC,LASERWASH
10	71011-NCS	NUT,1/4-20,HEX,LOCK,SST
11	71013-NCS	NUT,3/8-16,HEX,LOCK,SST
12	06240853	PLATE,SPACER,DEFLECTOR,OVERGLOW,LW



85



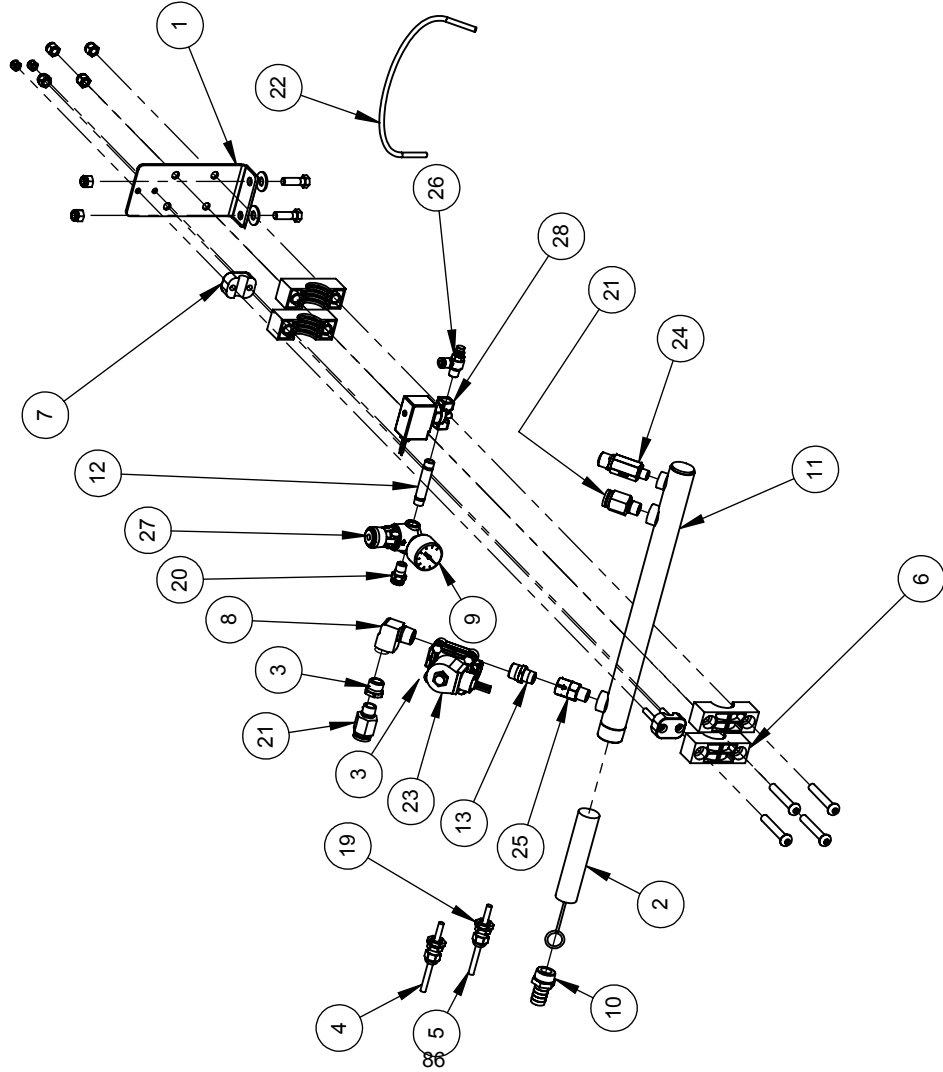
PICTORIAL PARTS CATALOG
 DESCRIPTION:
 OVERGLOW APPLICATOR
 ASSEMBLY

DWG. NO. 11250219 REV 04 SHEET 1 OF 1

PDQ
 VEHICLE WASH SYSTEMS
 PART OF OPW
 A DOVER COMPANY

THIS DRAWING AND THE INFORMATION THEREIN IS THE SOLE PROPERTY OF PDQ MANUFACTURING, INC. AND CANNOT BE COPIED OR DISCLOSED WITHOUT THE WRITTEN CONSENT OF PDQ MANUFACTURING, INC.

ITEM	PART #	DESCRIPTION
1	06141225	BRACKET,MOUNT,FOAMER,OVERGLOW
2	06500080	BRUSH,FOAMER,1.125X5,OVERGLOW
3	67705-B	BUSHING,1/2NPTx3/8NPT,BR
4	04080537	CABLE,VALVE,AIR,BRIDGE,LW
5	04080536	CABLE,VALVE,PURGE,BRIDGE,LW
6	75027	CLAMP,PIPE,1.00,PP,HEAVY
7	05050065	CLAMP,PIPE,1/4,PP,STANDARD
8	67491-4B	ELBOW,STREET,1/2NPT,90DEG,SC40,BRS
9	25031	GAUGE,PRES,0-160PSI,1/8NPT,CBM,1.50"
10	68123-MHN	HOSE-BARB,3/4HX3/4MNPT,NYL
11	03220299	MANIFOLD,FOAMER,SST,OVERGLOW
12	03130063	NIPPLE,1/4NPTx2.50,SC40,SST
13	67057-4B	NIPPLE,HEX,1/2NPTx3/8NPT,BRS
16	70113-SOS	SCREW,1/4-20x1.75,PPHMS,SST
18	05040151	SCREW,3/8-16x2.50,HSBHCS,SST
19	04450024	STRAIN-RELIEF,.138-.315",W/LOCKNUT,NYLON
20	24036-PB	TUBE-FTG,CONN,3/8Tx1/4NPT,PUSH,BRS
21	03320067	TUBE-FTG,CONN,5/8Tx3/8MNPT,PUSH,BRS
22	01120018	TUBING,1/4ODX.04W,230PSI@70F,LLDPE,BLACK 12 LONG
23	03010130	VALVE,1/2FNPT,NC,24VAC,GF-NYL
24	03010129	VALVE,CHECK,1/4PCF-INX1/4NPT-OUT,3#
25	03010101	VALVE,CHECK,3/8,BRS,SST-INTL, FNPTxMNPT
26	03010183	VALVE,FLOW-CTRL,1/4NPTx1/4TUBE,90
27	26160	VALVE,REG,1/4"NPT,125PSI,W/NUT,MINI
28	03010140	VALVE,SOL,2WAY,NC,,1/4"NPT,24VAC,BRASS



PICTORIAL PARTS CATALOG

DESCRIPTION:
OVERGLOW PUMP STAND VALVE ASSEMBLY

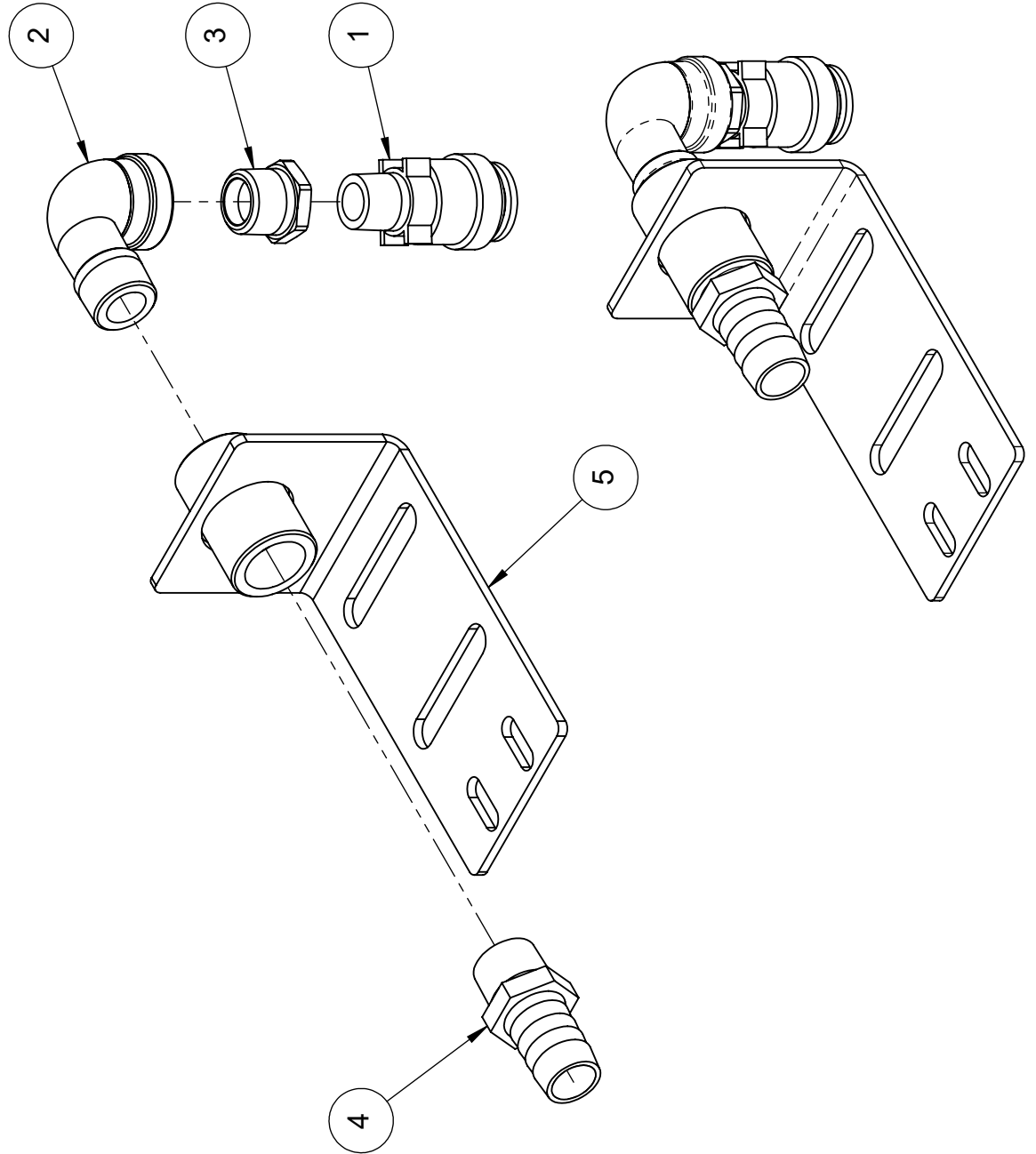
DWG. NO. **11250218** REV **02** SHEET **1 OF 1**



VEHICLE WASH SYSTEMS
 PART OF OPW
 A DOWNEY COMPANY

CONFIDENTIAL

ITEM	PART #	DESCRIPTION
1	67705-S	BUSHING, 1/2NPTx3/8NPT, SST
2	67491-4S	ELBOW, STREET, 1/2NPT, 90DEG, SST
3	68122-MHB	HOSE-BARB, 3/4HX1/2MNPT, BRS
4	03220300	MANIFOLD, BULKHEAD, OVERGLOW, ECHAIN, LW
5	03320055	TUBE-FTG, CONN, 1/2CTSx3/8MNPT, PLSTC



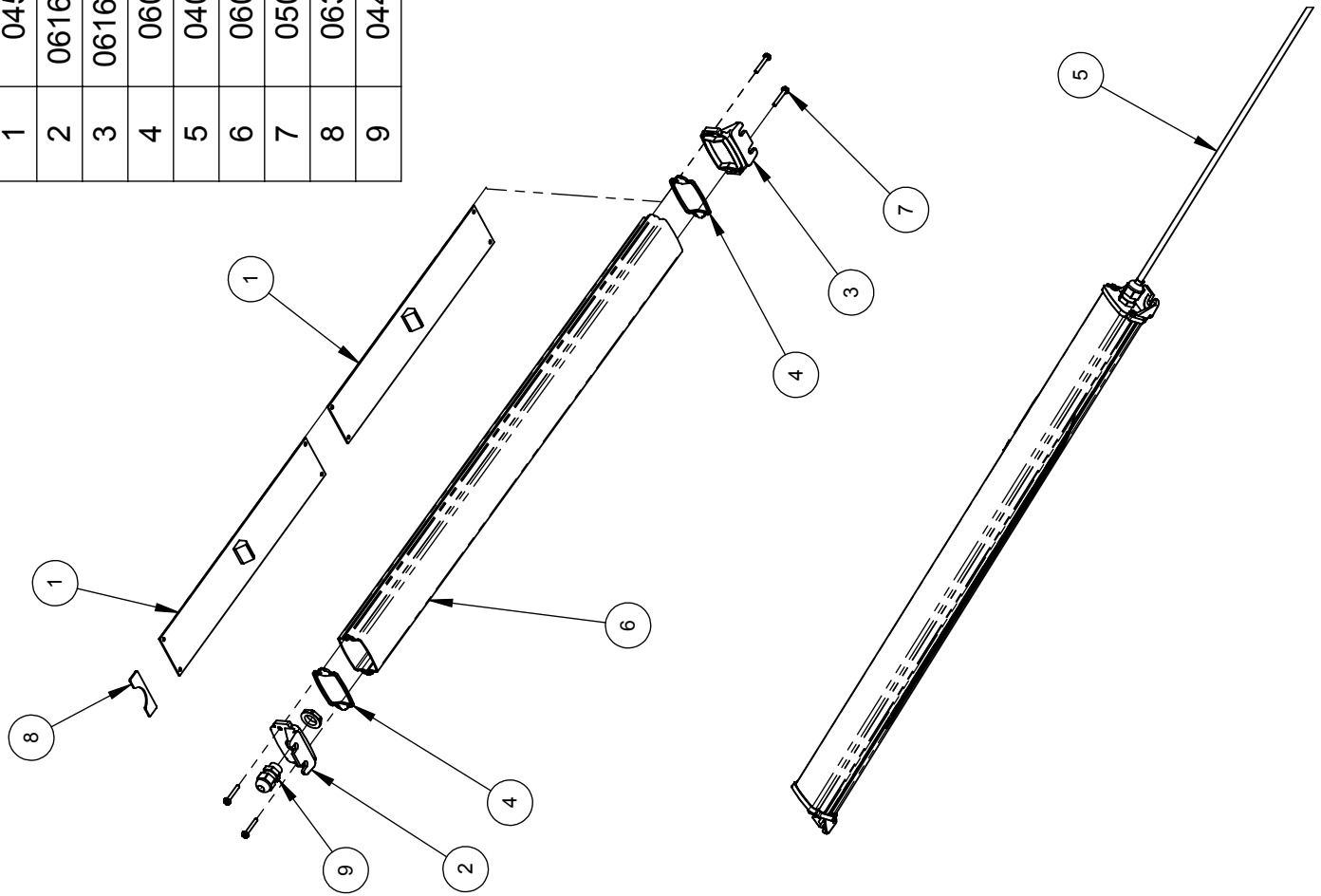
PICTORIAL PARTS CATALOG
 DESCRIPTION:
 OVERGLOW OPTION

DWG. NO. 03220301 REV 00 SHEET 1 OF 1



THIS DRAWING AND THE INFORMATION THEREIN IS THE SOLE PROPERTY OF PDQ MANUFACTURING, INC. AND CANNOT BE COPIED OR DISCLOSED WITHOUT THE WRITTEN CONSENT OF PDQ MANUFACTURING, INC.

ITEM	PART #	DESCRIPTION
1	04580051	CIRCUIT-BOARD,LED,3-COLOR,FLOOD
2	061604446-LH	COVER,END-CAP,LED-BAR,PLSTC,LH,W-HOLE
3	061604446-RH	COVER,END-CAP,LED-BAR,PLSTC,RH,NO-HOLE
4	06070066	GASKET,END-CAP,LED-LIGHTBARS,RUBBER
5	04080555	HARNES, LIGHT, 2-LED, OVERGLOW
6	06050106	HOUSING,LED-LIGHT,2-BOARD,CLEAR,ICON
7	05040284	SCREW,#6x1.00,SHHSMS,SST
8	06390023	SPACER,PLATE,BOARD-MNT,LED-TUBE,ICON
9	04450024	STRAIN-RELIEF,,138-.315",W/LOCKNUT,NYLON



PDQ MANUFACTURING, INC.
De Pere, WI

A DOVER COMPANY

DESCRIPTION:

LIGHT,LED,2-BOARD,OVERGLOW

DWG. NO.

REV

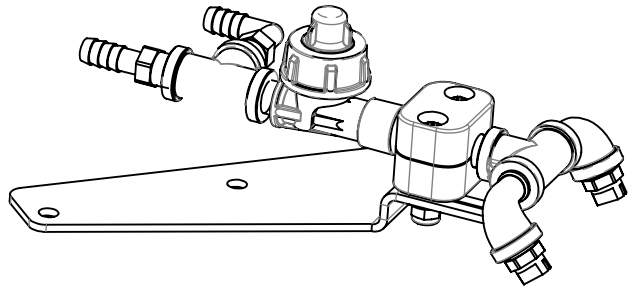
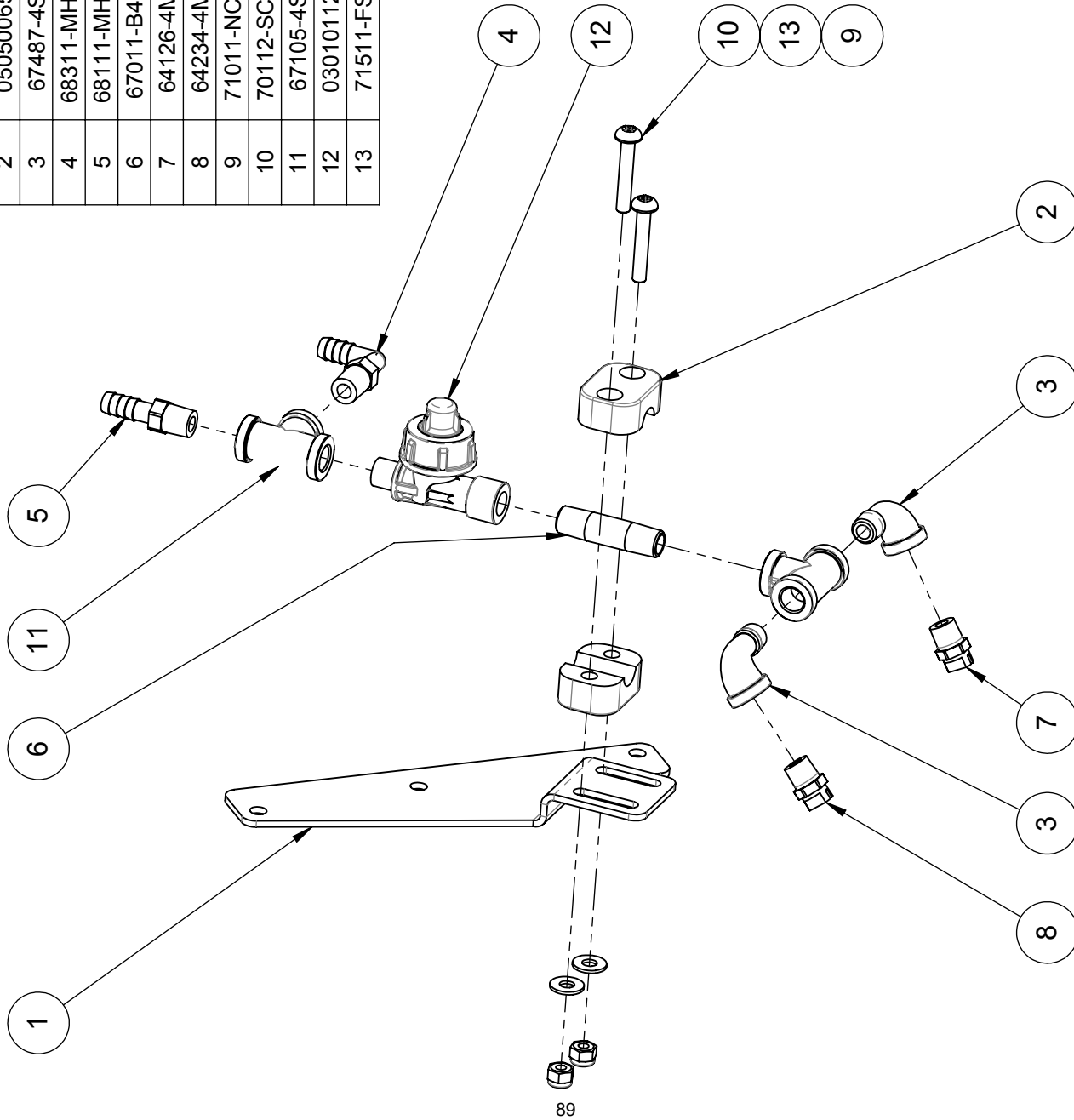
11310115

00

CONFIDENTIAL

PICTORIAL PARTS CATALOG

ITEM	PART #	DESCRIPTION
1	06140883	BRACKET,FRONT-PREP,LEFT,LASERWASH
2	05050065	CLAMP,PIPE,1/4,PP,STANDARD
3	67487-4S	ELBOW,STREET,1/4NPT,90DEG,SC40,SST
4	68311-MHN	HOSE-BARB,3/8Hx1/4MNPT,90°,NYL
5	68111-MHN	HOSE-BARB,3/8Hx1/4MNPT,NYL
6	67011-B4S	NIPPLE,1/4NPTx2.00,SC40,SST
7	64126-4M	NOZZLE,FAN,2510,1/4"NPT,SST
8	64234-4M	NOZZLE,FAN,6510,1/4"NPT,SST
9	71011-NCS	NUT,1/4-20,HEX,LOCK,SST
10	70112-SCS	SCREW,1/4-20x1.50,PPHMS,SST
11	67105-4S	TEE,1/4NPT,PIPE,SC40,SST
12	03010112	VALVE,CHECK,DIAPH,1/4"Mx1/4"F,4PSI,EPDM
13	71511-FS	WASHER,1/4,FLAT,SST



Vehicle Wash Systems
A DOWDER COMPANY

DESCRIPTION:
FRONT PREP MANIFOLD

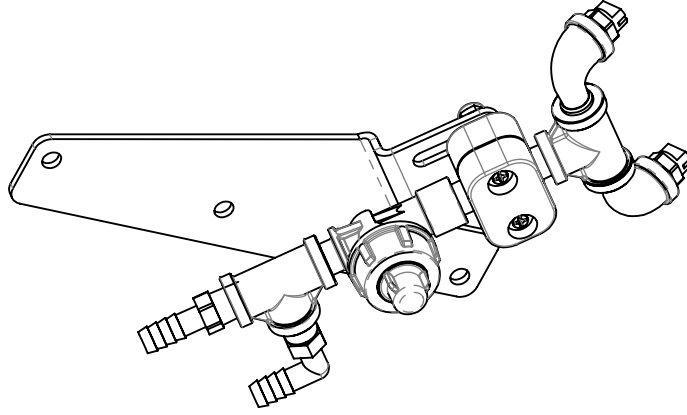
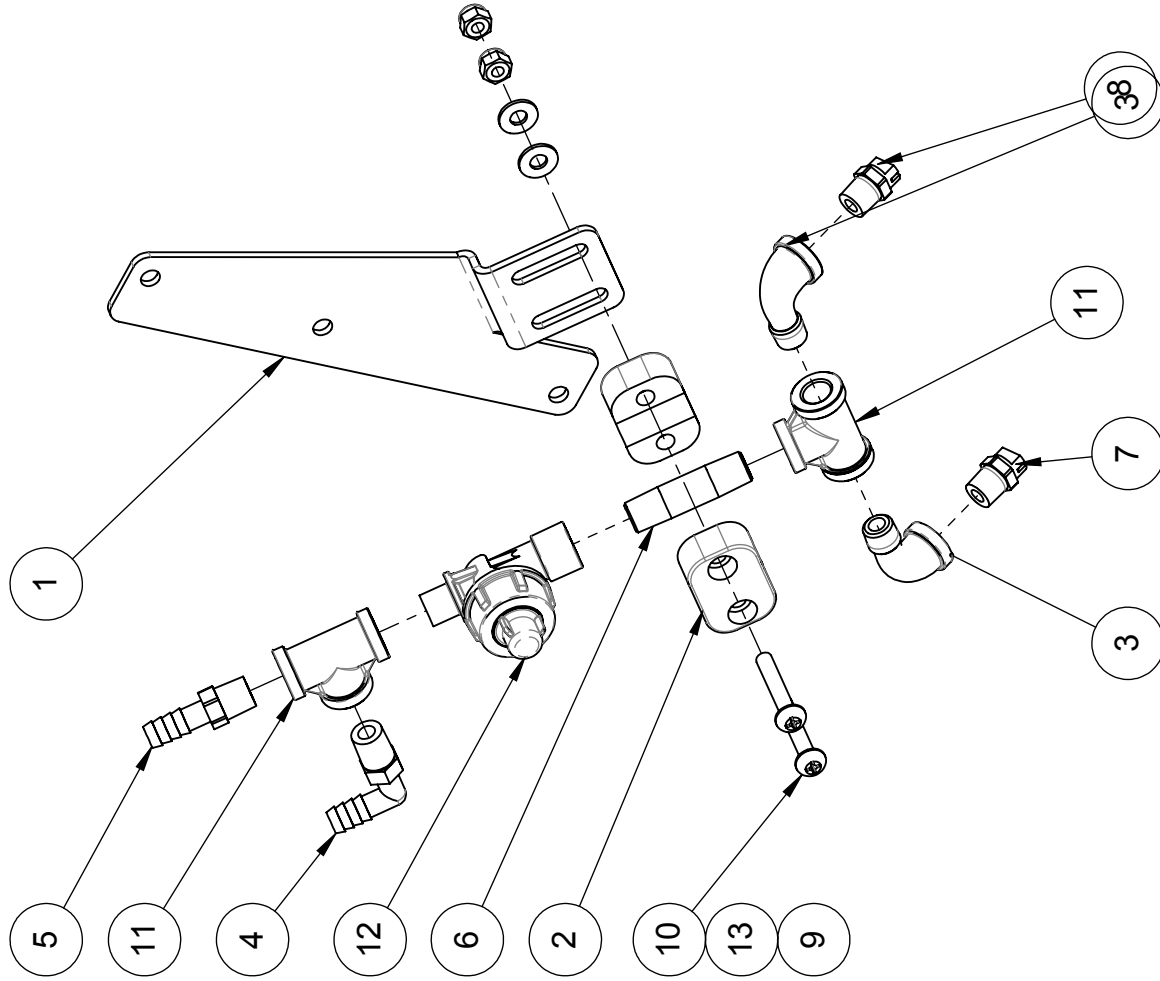
PICTORIAL PARTS CATALOG - CONFIDENTIAL

DWG. NO
11250130
REV
03

LEFT ENTRANCE SIDE ASSEMBLY

THIS DRAWING AND THE INFORMATION THEREIN IS THE SOLE PROPERTY OF PDQ MANUFACTURING, INC. AND CANNOT BE COPIED OR DISCLOSED WITHOUT THE WRITTEN CONSENT OF PDQ MANUFACTURING, INC.

ITEM	PART #	DESCRIPTION
1	06140884	BRACKET,FRONT-PREP,RIGHT,LASERWASH
2	05050065	CLAMP,PIPE,1/4,PP,STANDARD
3	67487-4S	ELBOW,STREET,1/4NPT,90DEG,SC40,SST
4	68311-MHN	HOSE-BARB,3/8Hx1/4MNPT,90°,NYL
5	68111-MHN	HOSE-BARB,3/8Hx1/4MNPT,NYL
6	67011-B4S	NIPPLE,1/4NPTx2.00,SC40,SST
7	64126-4M	NOZZLE,FAN,2510,1/4"NPT,SST
8	64234-4M	NOZZLE,FAN,6510,1/4"NPT,SST
9	71011-NCS	NUT,1/4-20,HEX,LOCK,SST
10	70112-SCS	SCREW,1/4-20x1.50,PPHMS,SST
11	67105-4S	TEE,1/4NPT,PIPE,SC40,SST
12	03010112	VALVE,CHECK,DIAPH,1/4"Mx1/4"F,4PSI,EPDM
13	71511-FS	WASHER,1/4,FLAT,SST



RIGHT ENTRANCE SIDE ASSEMBLY



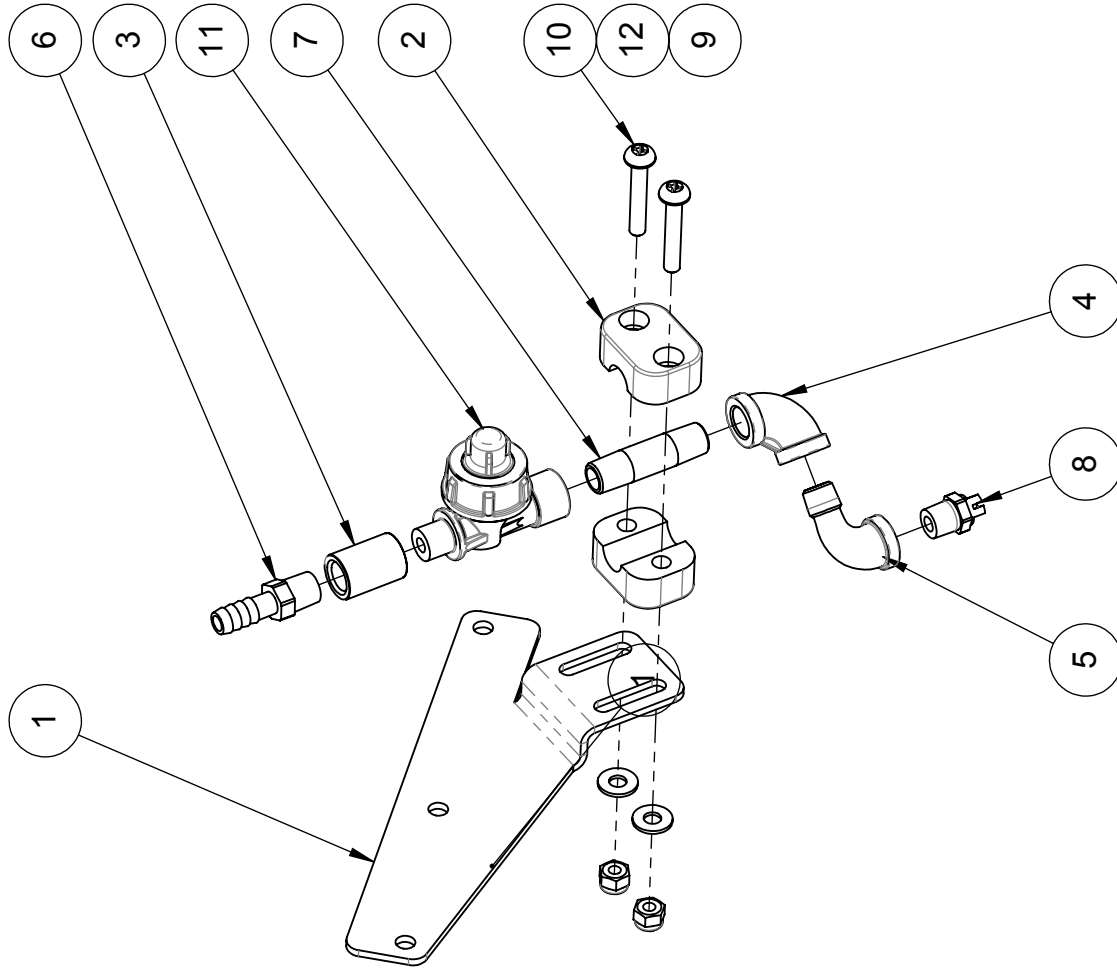
Vehicle Wash Systems
A DOWDER COMPANY

DESCRIPTION:
FRONT PREP MANIFOLD

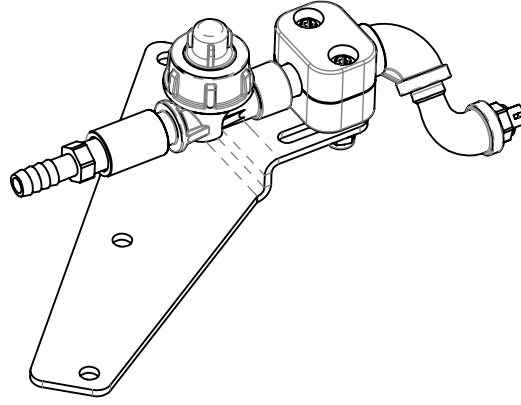
PICTORIAL PARTS CATALOG - CONFIDENTIAL
DWG. NO. REV

11250130 03

ITEM	PART #	DESCRIPTION
1	06140883	BRACKET,FRONT-PREP,LEFT,LASERWASH
2	05050065	CLAMP,PIPE,1/4,PP,STANDARD
3	67792-4S	COUPLING,1/4NPT,SST
4	67402-4S	ELBOW,1/4NPT,90DEG,SC40,SST
5	67487-4S	ELBOW,STREET,1/4NPT,90DEG,SC40,SST
6	68111-MHN	HOSE-BARB,3/8Hx1/4MNPT,NYL
7	67011-B4S	NIPPLE,1/4NPTx2.00,SC40,SST
8	64234-4M	NOZZLE,FAN,6510,1/4"NPT,SST
9	71011-NCS	NUT,1/4-20,HEX,LOCK,SST
10	70112-SCS	SCREW,1/4-20x1.50,PPHMS,SST
11	03010112	VALVE,CHECK,DIAPH,1/4"Mx1/4"F,4PSI,EPDM
12	71511-FS	WASHER,1/4,FLAT,SST



LEFT EXIT SIDE ASSEMBLY

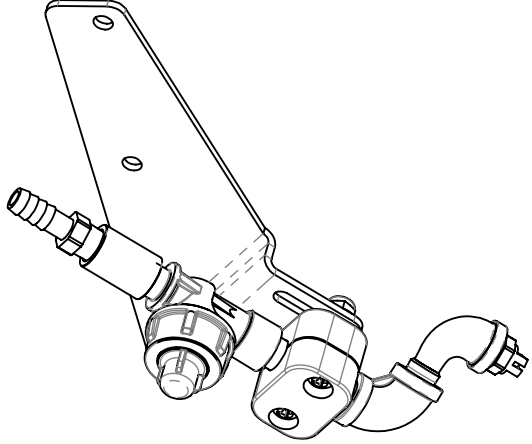
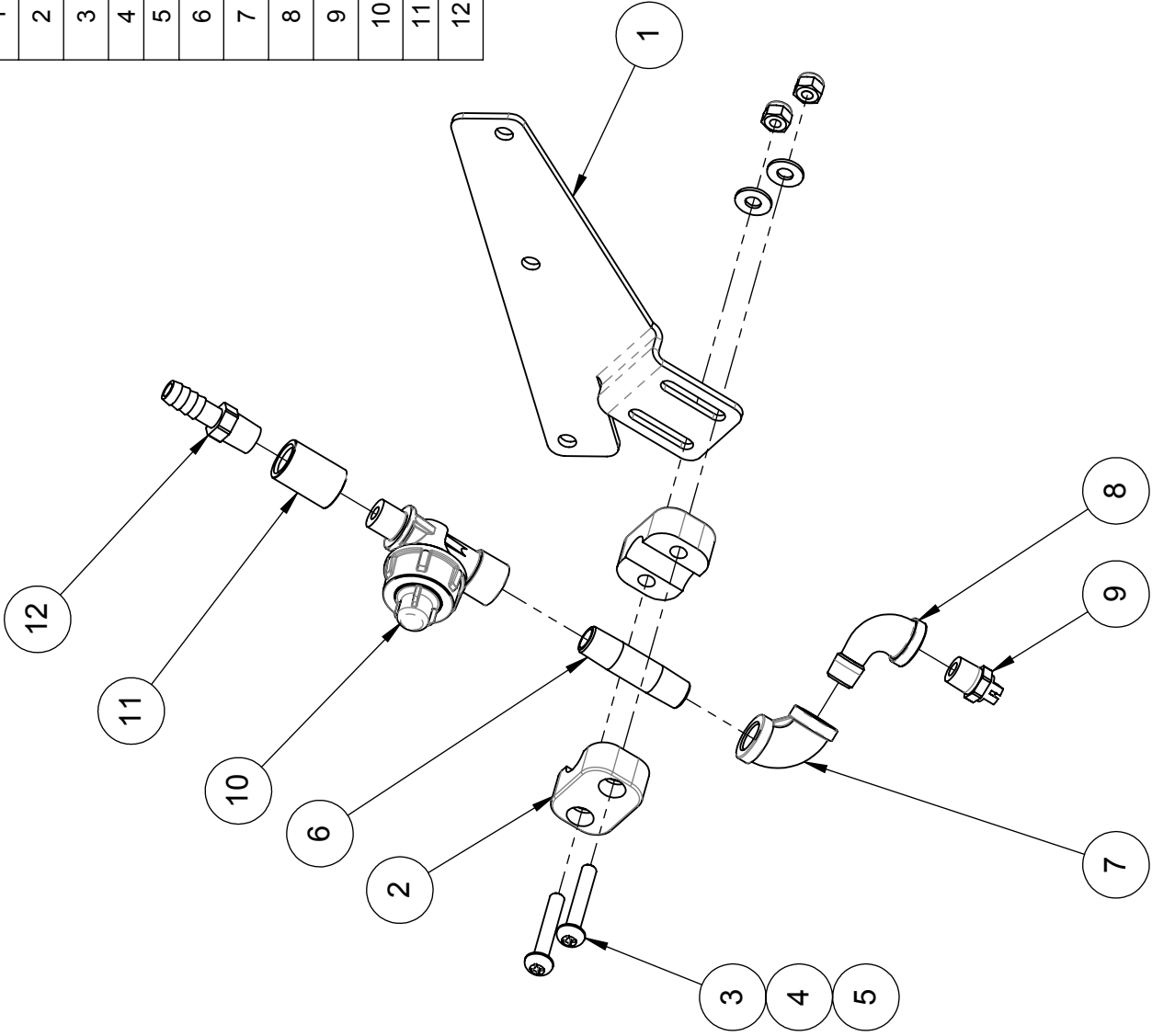


Vehicle Wash Systems
A DOWEY COMPANY

DESCRIPTION:
FRONT PREP MANIFOLD

PICTORIAL PARTS CATALOG - CONFIDENTIAL
DWG. NO. 11250130
REV. 03

ITEM	PART #	DESCRIPTION
1	06140884	BRACKET, FRONT-PREP, RIGHT, LASERWASH
2	05050065	CLAMP, PIPE, 1/4, PP, STANDARD
3	70112-SCS	SCREW, 1/4-20x1.50, PPHMS, SST
4	71511-FS	WASHER, 1/4, FLAT, SST
5	71011-NCS	NUT, 1/4-20, HEX, LOCK, SST
6	67011-B4S	NIPPLE, 1/4NPTx2.00, SC40, SST
7	67402-4S	ELBOW, 1/4NPT, 90DEG, SC40, SST
8	67487-4S	ELBOW, STREET, 1/4NPT, 90DEG, SC40, SST
9	64234-4M	NOZZLE, FAN, 6510, 1/4"NPT, SST
10	03010112	VALVE, CHECK, DIAPH, 1/4"MX1/4"F, 4PSI, EPDM
11	67792-4S	COUPLING, 1/4NPT, SST
12	68111-MHN	HOSE-BARB, 3/8HX1/4MNPT, NYL



PDQ
Vehicle Wash Systems
 A DOWDER COMPANY

DESCRIPTION:
FRONT PREP MANIFOLD

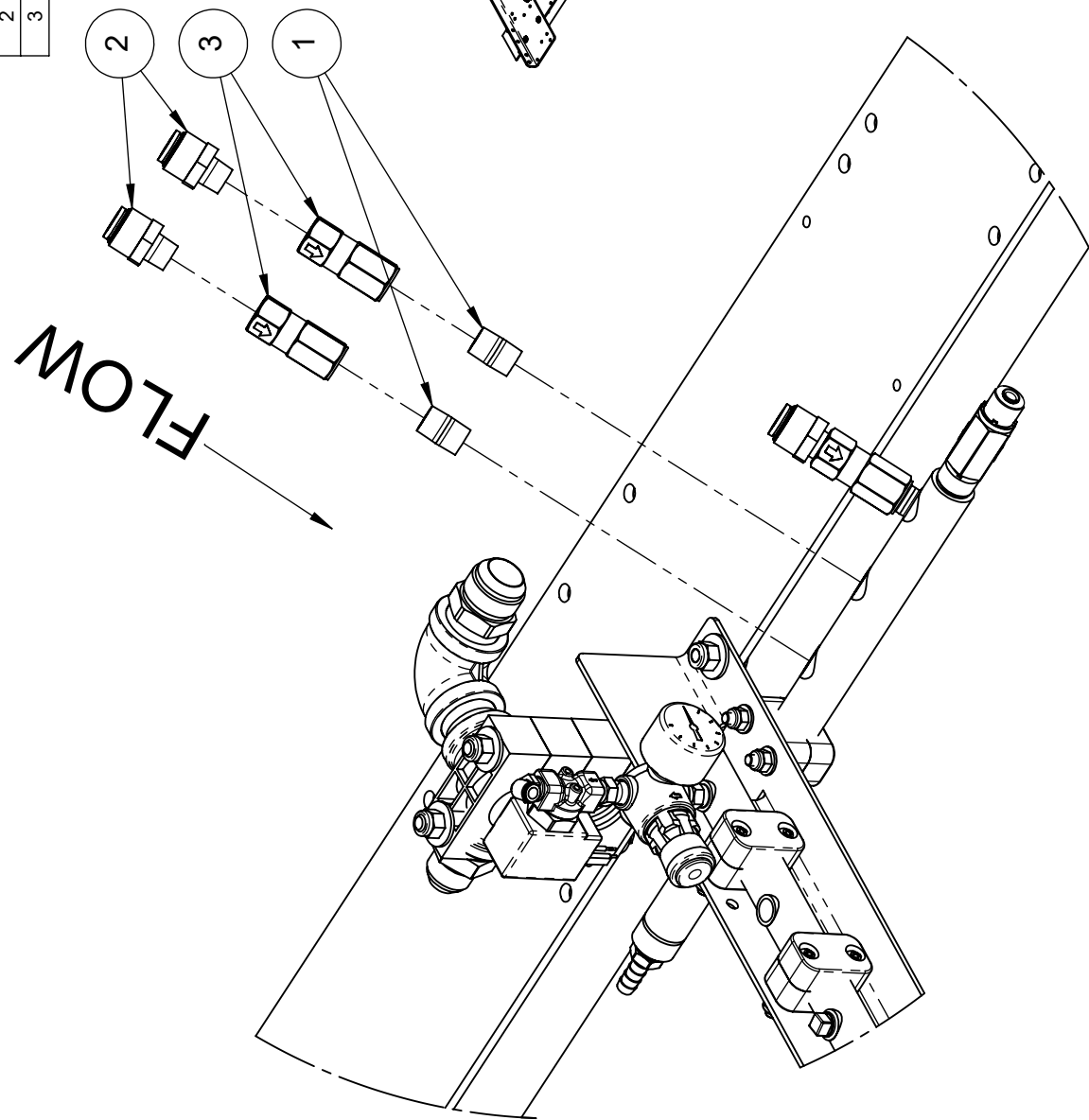
PICTORIAL PARTS CATALOG - CONFIDENTIAL
 DWG. NO **11250130** REV **03**

**RIGHT EXIT SIDE
 ASSEMBLY**

THIS DRAWING AND THE INFORMATION THEREIN IS THE SOLE PROPERTY OF PDQ MANUFACTURING, INC. AND CANNOT BE COPIED OR DISCLOSED WITHOUT THE WRITTEN CONSENT OF PDQ MANUFACTURING, INC.

CONFIDENTIAL

ITEM	PART #	DESCRIPTION
1	67012-4S	NIPPLE,3/8NPTxCLOSE,SC40,SST
2	03010149	VALVE,CHECK,3/8NPT,6500PSI,10.5GPM,SST
3	03320050	TUBE-FTG.CONN,1/2Tx3/8NPT,PUSH,PLSTC,PP



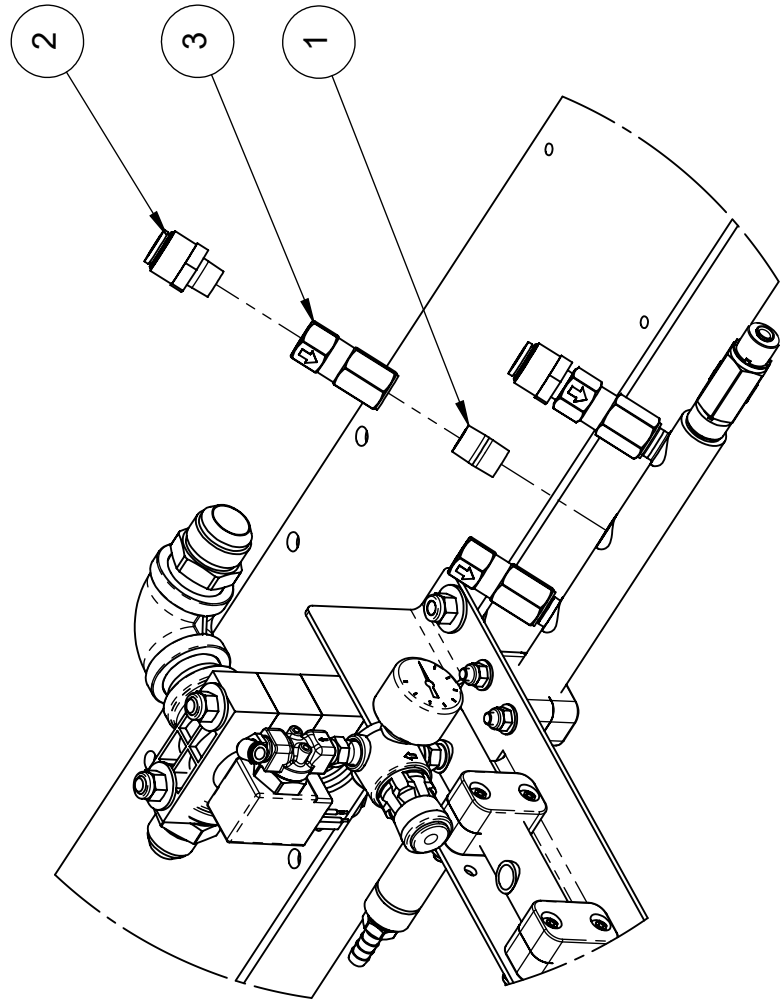
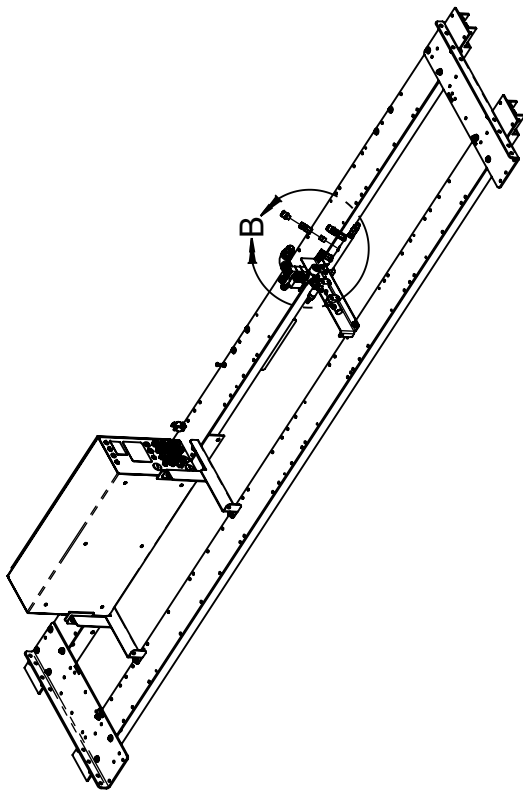
PICTORIAL PARTS CATALOG
 DESCRIPTION:
EXTENDED SOLUTION MANIFOLD

DWG. NO. 11250132 REV 01 SHEET 1 OF 1

PDQ
 VEHICLE WASH SYSTEMS
 PART OF OPW
 A DOWER COMPANY

THIS DRAWING AND THE INFORMATION THEREIN IS THE SOLE PROPERTY OF PDQ MANUFACTURING, INC. AND CANNOT BE COPIED OR DISCLOSED WITHOUT THE WRITTEN CONSENT OF PDQ MANUFACTURING, INC.

ITEM	PART #	DESCRIPTION
1	67012-4S	NIPPLE,3/8NPTXCLOSE,SC40,SST
2	03320050	TUBE-FTG,CONN,1/2Tx3/8NPT,PUSH,PLSTC,PP
3	03010149	VALVE,CHECK,3/8NPT,6500PSI,10.5GPM,SST





PICTORIAL PARTS CATALOG
 DESCRIPTION:
 2ND DETERGENT MANIFOLD

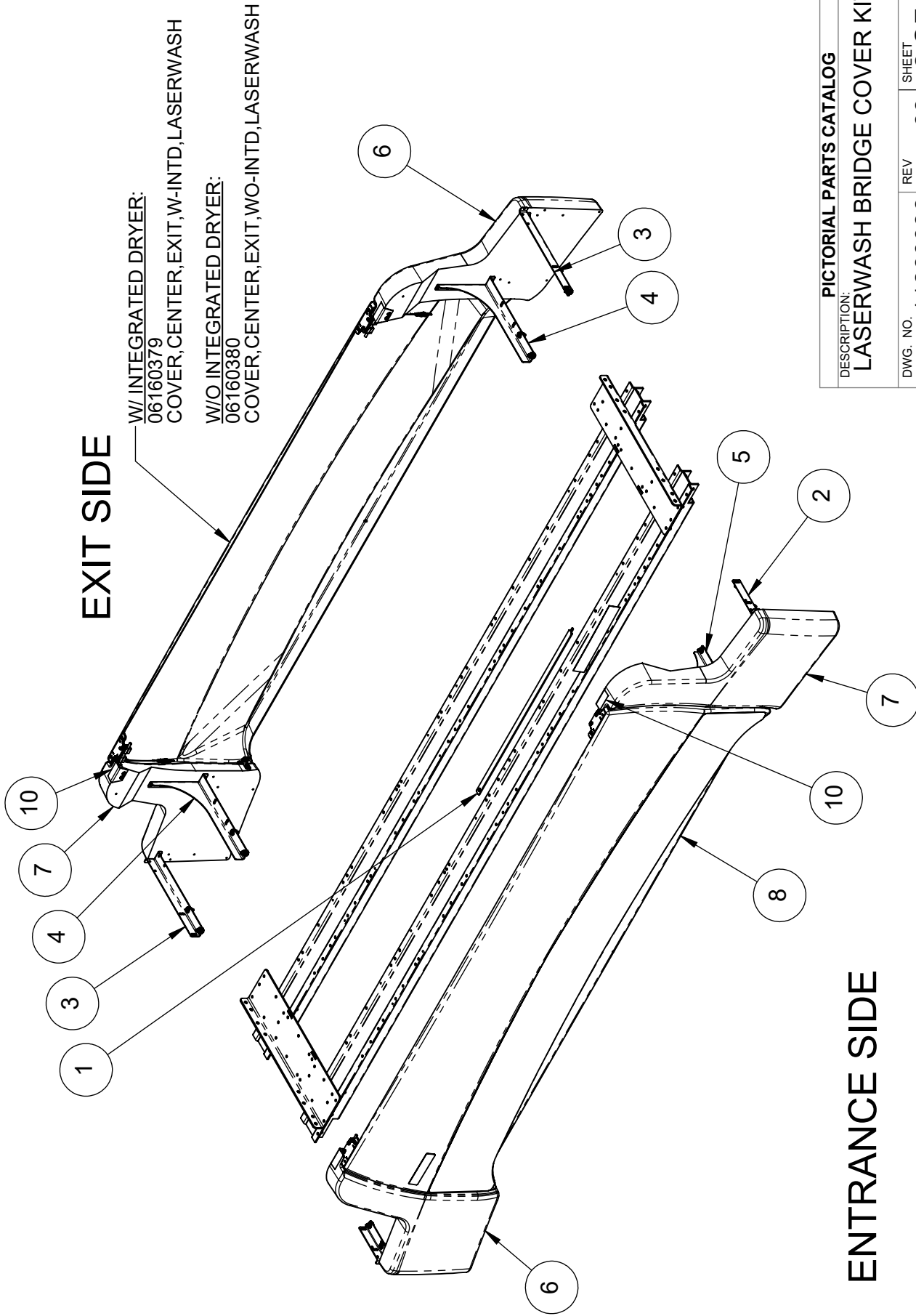
DWG. NO. 11250135 REV 02 SHEET 1 OF 1

PDQ
 VEHICLE WASH SYSTEMS
 PART OF OPW
 A DOVER COMPANY

ITEM	PART #	DESCRIPTION
1	06190144	BAR,SUPPORT,CENTER-COVER
2	06140816	BRACKET,COVER-MOUNT,LOWER,ENT
3	06140817	BRACKET,COVER-MOUNT,LOWER,EXIT
4	06140925	BRACKET,END-COVER-MOUNT,LONG,LW/LJ
5	06140924	BRACKET,END-COVER-MOUNT,SHORT,LW/LJ
6	06160371	COVER,BRIDGE,LEFT,LW/TDM
7	06160372	COVER,BRIDGE,RIGHT,LW/TDM
8	06160366	COVER,CENTER,ENTRANCE,LASERWASH
9	SEE VIEW	COVER,EXIT (SEE VIEW)
10	06240372	PLATE,HINGE-PIN,CENTER-COVER,LW/TANDEM

**APPLIES TO BRIDGE SERIAL
NUMBER 799 AND LOWER
(PRIOR TO LASERGLow)**

PICTORIAL PARTS CATALOG		
DESCRIPTION: LASERWASH BRIDGE COVER KIT		
DWG. NO. 11260038	REV 03	SHEET 1 OF 2
		
VEHICLE WASH SYSTEMS		
PART OF OPW		



EXIT SIDE

ENTRANCE SIDE

W/ INTEGRATED DRYER:
06160379
COVER, CENTER, EXIT, W-INTD, LASERWASH

W/O INTEGRATED DRYER:
06160380
COVER, CENTER, EXIT, WO-INTD, LASERWASH

PICTORIAL PARTS CATALOG

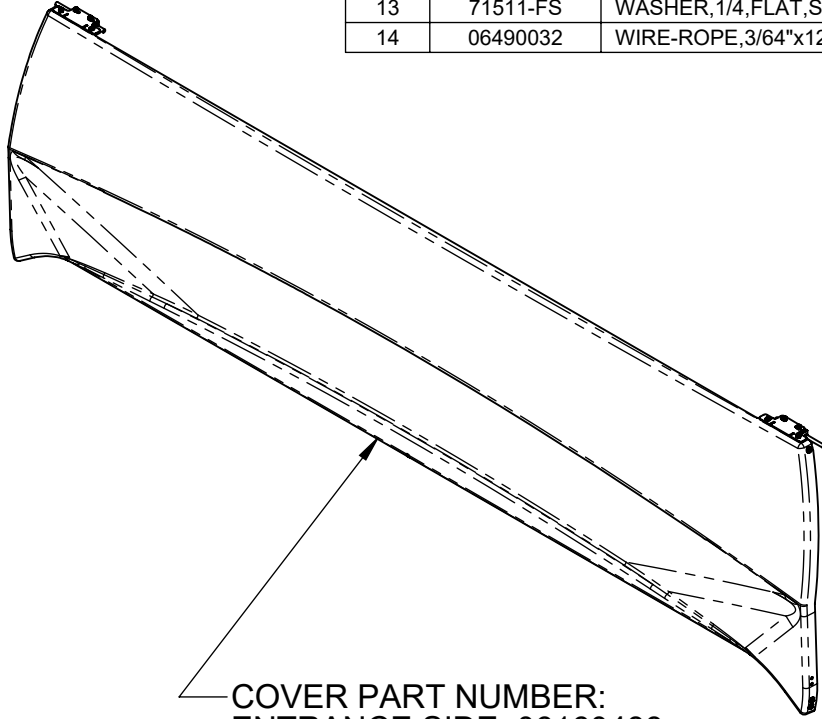
DESCRIPTION:
LASERWASH BRIDGE COVER KIT

DWG. NO.	REV	SHEET
11260038	03	2 OF 2

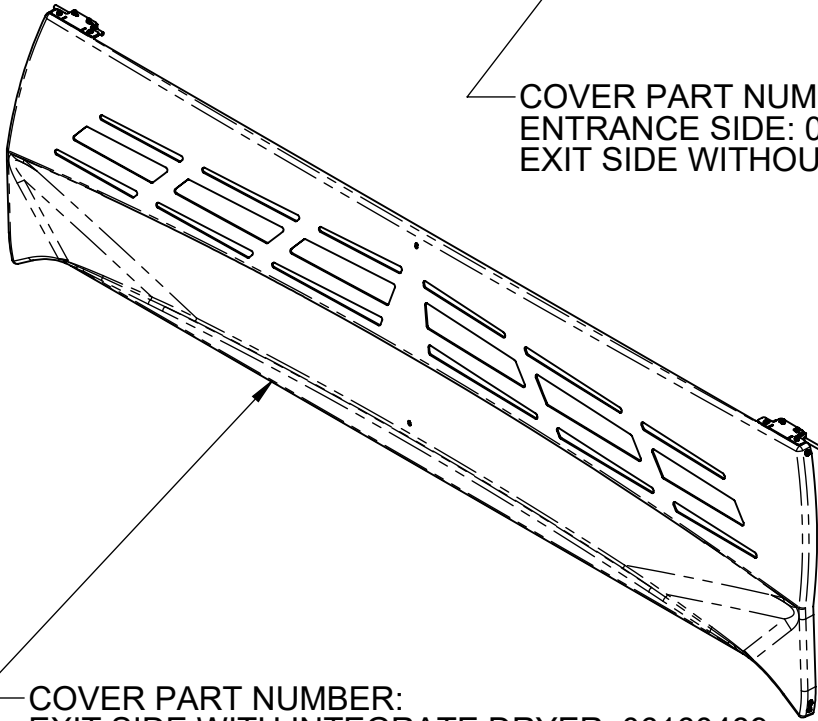
PDQ
VEHICLE WASH SYSTEMS
PART OF OPW
ADDOVER COMPANY

**APPLIES TO BRIDGE SERIAL
NUMBER 799 AND LOWER
(PRIOR TO LASERGLOW)**

ITEM	PART #	DESCRIPTION
1	05040291	BOLT, 1/4-20x2.00x0.50, EYE, SST
2	06140748	BRACKET, COVER, LATCH, CTR-COVER, TANDEM
3	06141275-LH	BRACKET, HINGE-SUPPORT, LW360PLUS, SST, LH
4	06141275-RH	BRACKET, HINGE-SUPPORT, LW360PLUS, SST, RH
5	05050044	CLAMP, TUBE, .375, PP, SINGLE-MOUNT-HOLE
6	06490031	CONN, CARABINER, 1/4-SNAP, 1/4-DIA, ZINC
7	SEE DETAIL	COVER, BRIDGE, CENTER, LW360P
8	06490019	HINGE, PIN, CENTER-COVER, TANDEM
9	71011-NCS	NUT, 1/4-20, HEX, LOCK, SST
10	06240880	PLATE, HINGE-BASE, CTR-CVR, LW360PLUS
11	05040133	SCREW, 1/4-20x.75, PTHMS, SST
12	05040274	SCREW, 1/4-20x1.5, PRHMS, SS
13	71511-FS	WASHER, 1/4, FLAT, SST
14	06490032	WIRE-ROPE, 3/64"x12", LOOP/LOOP, SST



COVER PART NUMBER:
 ENTRANCE SIDE: 06160488
 EXIT SIDE WITHOUT INTEGRATE DRYER: 06160488



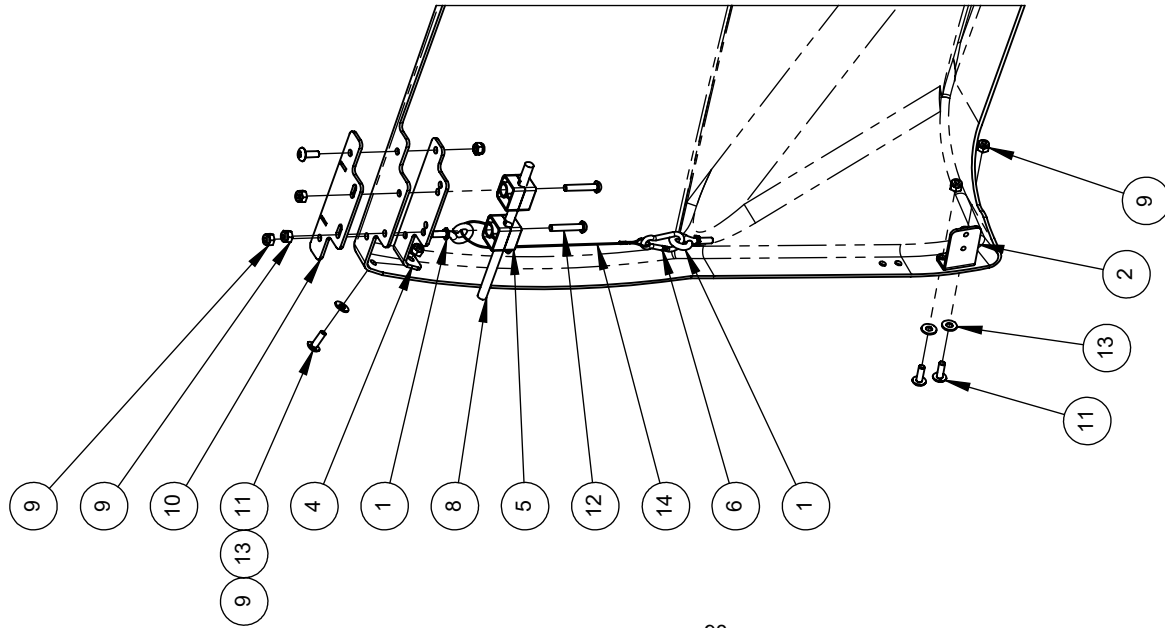
COVER PART NUMBER:
 EXIT SIDE WITH INTEGRATE DRYER: 06160489

PICTORIAL PARTS CATALOG

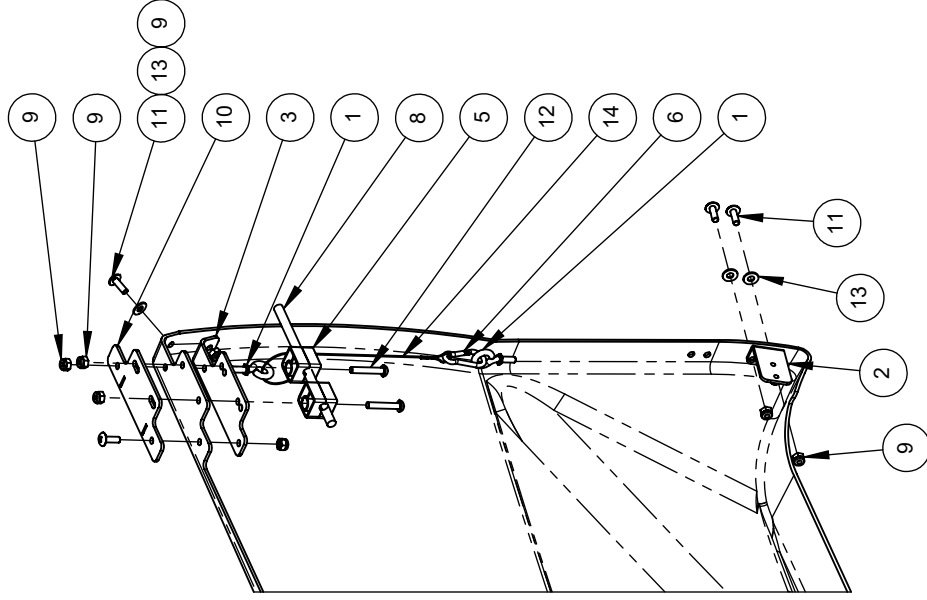
DESCRIPTION:
BRIDGE CENTER COVER

DWG. NO.	REV	SHEET
06160301	01	1 OF 2





RIGHT SIDE ASSEMBLY
(VIEWED FROM BACK)



LEFT SIDE ASSEMBLY
(VIEWED FROM BACK)

PICTORIAL PARTS CATALOG
DESCRIPTION:
BRIDGE CENTER COVER

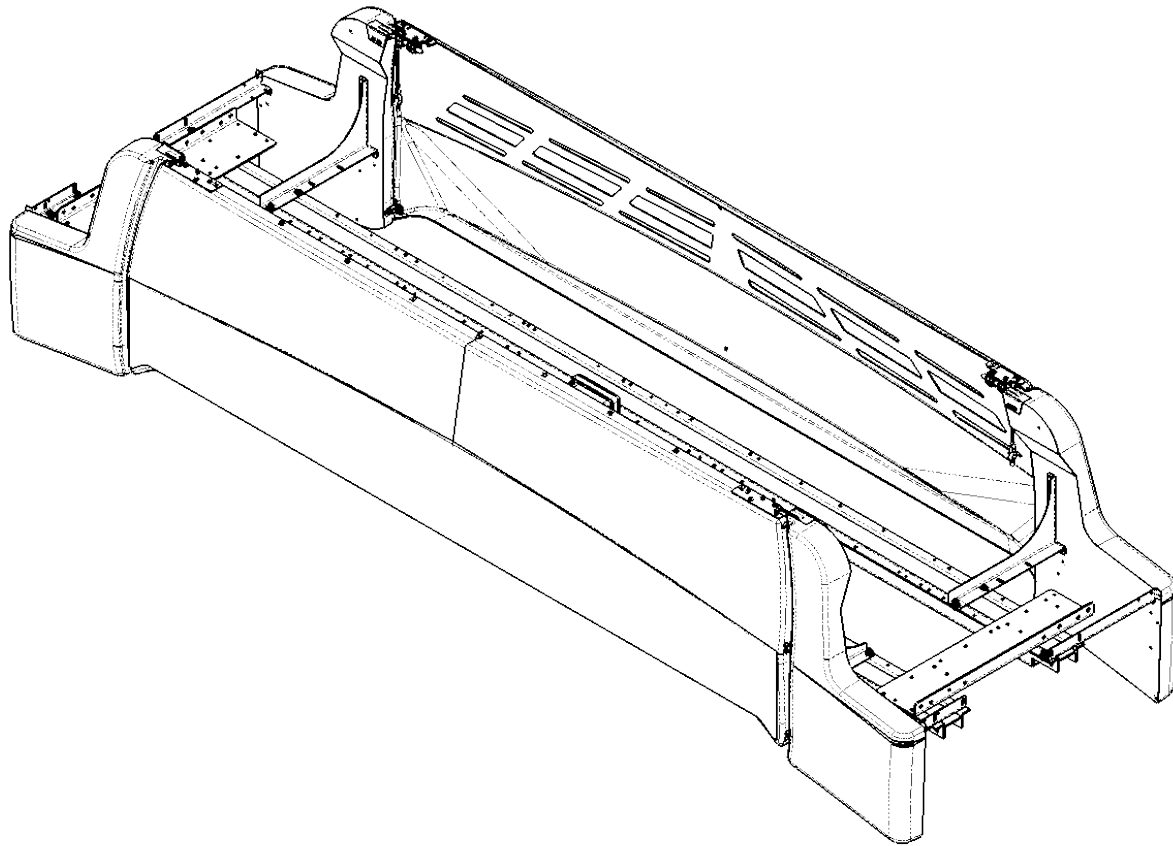
DWG. NO. 06160301 REV 01 SHEET 2 OF 2




PDQ
VEHICLE WASH SYSTEMS

PART OF OPW
A DOVER COMPANY

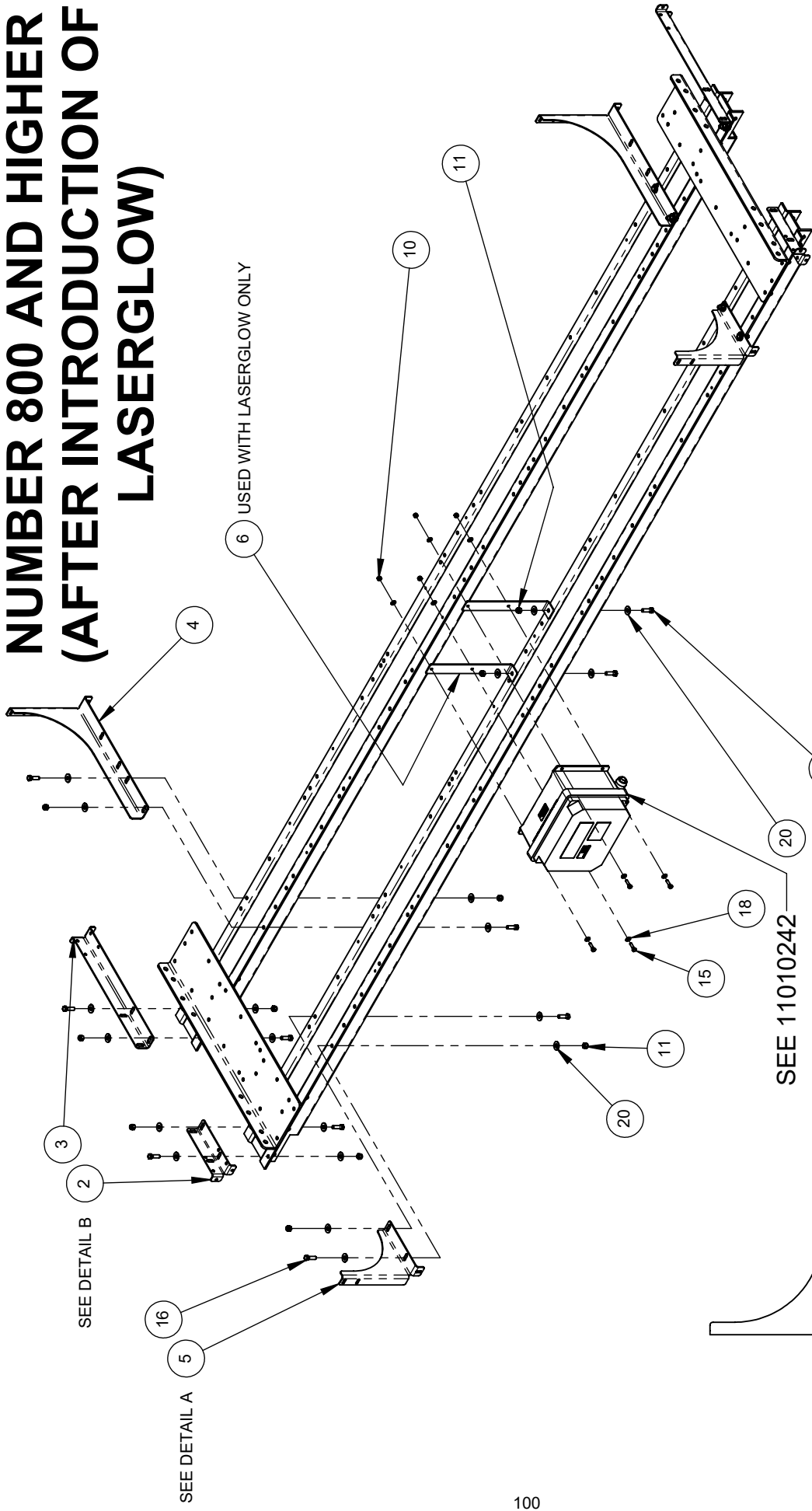
ITEM	PART #	DESCRIPTION
1	06190157	BAR,SUPPORT,CENTER-COVER,PRO-GLO
2	SEE DETAIL	BRACKET,COVER-MOUNT,LOWER,ENT
3	06140817	BRACKET,COVER-MOUNT,LOWER,EXIT
4	06140925	BRACKET,END-COVER-MOUNT,LONG,LW/LJ
5	SEE DETAIL	BRACKET,END-COVER-MOUNT,SHORT,LW/LJ
6	06141153	BRACKET,MOUNT,RAIL,PWR-DIST,LASERGLOW
7	06160371	COVER,BRIDGE,LEFT,LW/TDM
8	06160372	COVER,BRIDGE,RIGHT,LW/TDM
9	SEE DETAIL	COVER,CENTER,EXIT
10	71011-NCS	NUT,1/4-20,HEX,LOCK,SST
11	71013-NCS	NUT,3/8-16,HEX,LOCK,SST
12	06240372	PLATE,HINGE-PIN,CENTER-COVER,LW/TANDEM
13	70106-HCS	SCREW,1/4-20x.50,HHCS,SST
14	70108-HCS	SCREW,1/4-20x.75,HHCS,SST
15	70110-HCS	SCREW,1/4-20x1.00,HHCS,SST
16	70181-HCS	SCREW,3/8-16x1.25,HHCS,SST
17	SEE DETAIL	COVER,CENTER,ENTRANCE
18	71511-FS	WASHER,1/4,FLAT,SST
19	71511-LS	WASHER,1/4,LOCK,SST
20	71513-FS	WASHER,3/8,FLAT,1-OD,.083THK,SST



APPLIES TO BRIDGE SERIAL NUMBER 800 AND HIGHER (AFTER INTRODUCTION OF LASERGLOW)

PICTORIAL PARTS CATALOG		
DESCRIPTION: BRIDGE COVERS AFTER LASERGLOW		
DWG. NO. 11260075	REV 05	SHEET 1 OF 3
		
VEHICLE WASH SYSTEMS		
PART OF OPW		DOVER COMPANY

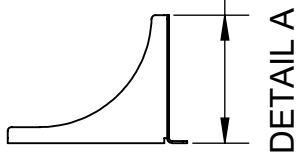
APPLIES TO BRIDGE SERIAL NUMBER 800 AND HIGHER (AFTER INTRODUCTION OF LASERGLLOW)



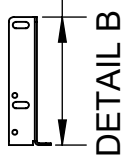
PICTORIAL PARTS CATALOG		
DESCRIPTION: BRIDGE COVERS AFTER LASERGLLOW		
DWG. NO. 11260075	REV 05	SHEET 2 OF 3



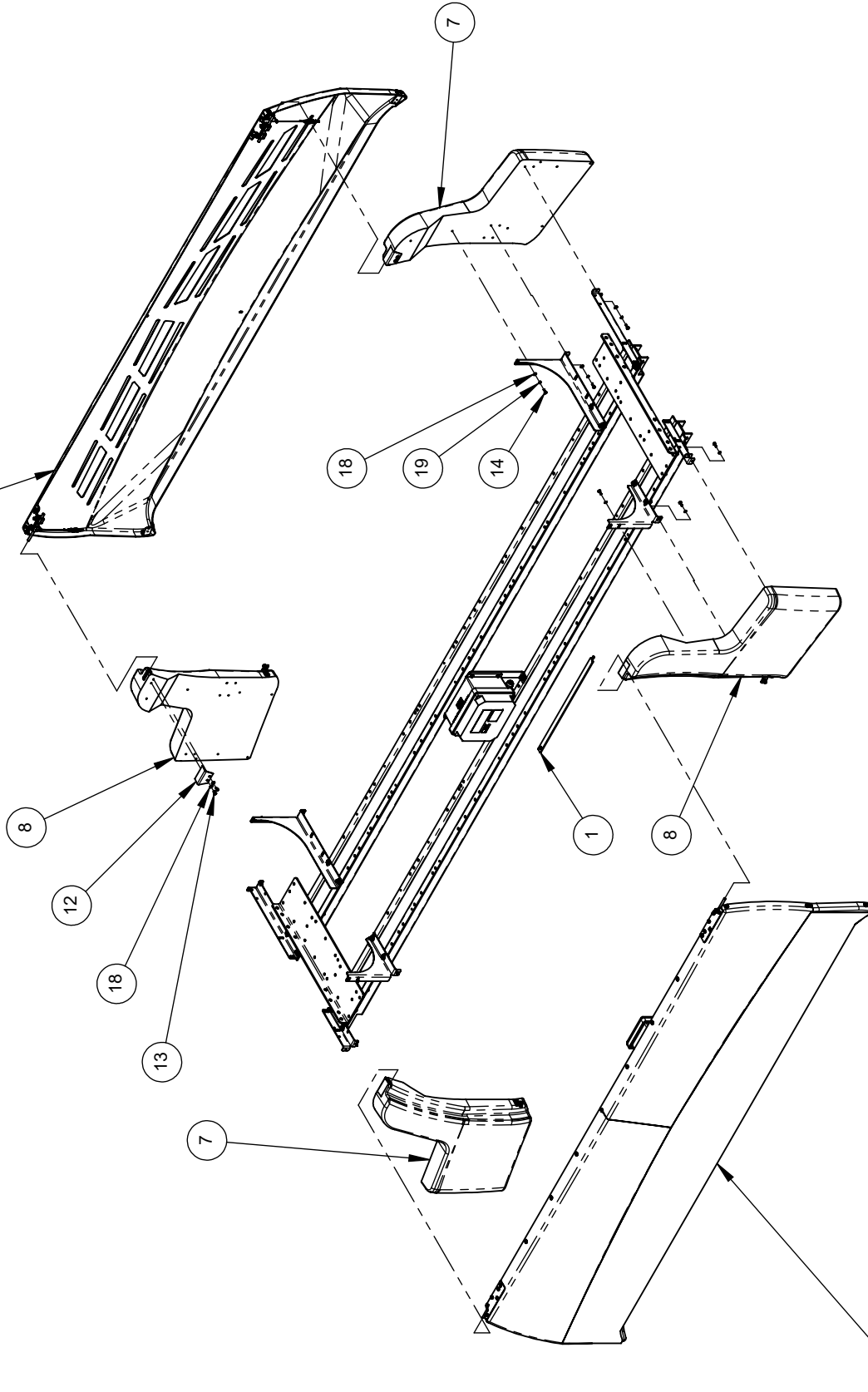
IF BRACKET IS 8.00" LONG, ORDER 06140924
 IF BRACKET IS 10" LONG, ORDER 06141172



IF BRACKET IS 8.00" LONG, ORDER 06140816
 IF BRACKET IS 10" LONG, ORDER 06141173



WITH INTEGRATED DRYER, USE 06160379
WITHOUT INTEGRATED DRYER, USE 06160380



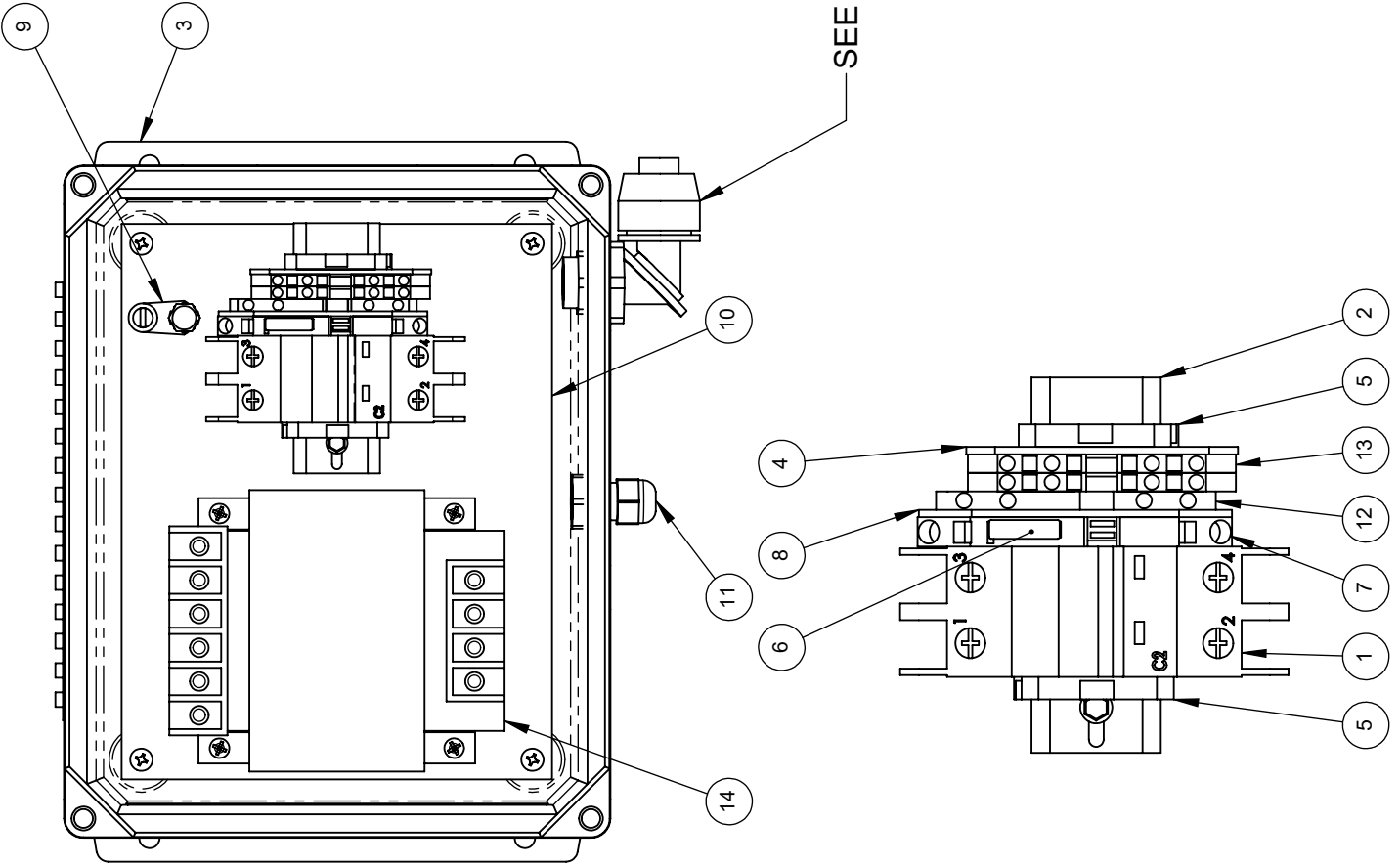
17 WITH LASERGLOW, USE 09020200
WITHOUT LASERGLOW, USE 06160366

APPLIES TO BRIDGE SERIAL NUMBER 800 AND HIGHER (AFTER INTRODUCTION OF LASERGLOW)

PICTORIAL PARTS CATALOG	
DESCRIPTION: BRIDGE COVERS AFTER LASERGLOW	
DWG. NO. 11260075	REV 05
SHEET 3	OF 3
 PDQ VEHICLE WASH SYSTEMS <small>A DOWNEY COMPANY</small>	

CONFIDENTIAL

ITEM	PART #	DESCRIPTION
1	04110090	CIRCUIT-BREAKER,2A,2P,C,277V,UL-489
2	36950-4.00	DIN-RAIL,.35mmx4.00",AL
3	04090136	ENCLOSURE-W/HOLES,JCT-BOX,11010242
4	36607	END PLATE,FRONT,4P,280-317,ORANGE
5	36650	END-STOP,6mm,PLST,GRAY,249-116
6	04110091	FUSE,4A,MINI,FAST-ACTING,AUTOMOTIVE,STYL
7	04110031	FUSE-HOLDER,AUTOMOTIVE,TERM-BLK
8	04110035	FUSE-HOLDER,END-PLATE,2P,MINI-AUTOMOTIVE
9	34900	LUG,GROUNDING,14-4GA,COPPER
10	06240523	PANEL,ELEC,BACK,POWER-BOX,LASERGLLOW
11	04450024	STRAIN-RELIEF,.138-.315",W/LOCKNUT,NYLON
12	04100024	TERMINAL,GROUND,28-12AWG,4-COND,YEL-GRN
13	36507	TERMINAL-BLK,26-14GA,4P,GRAY
14	04170030	XFMR,208/230/400/460/575V,24/115V,250VA



HARNESS	
VOLTS	HARNESS
208-240	04080508
400	04080521

PICTORIAL PARTS CATALOG
 DESCRIPTION:
 LASERGLLOW JUNCTION BOX

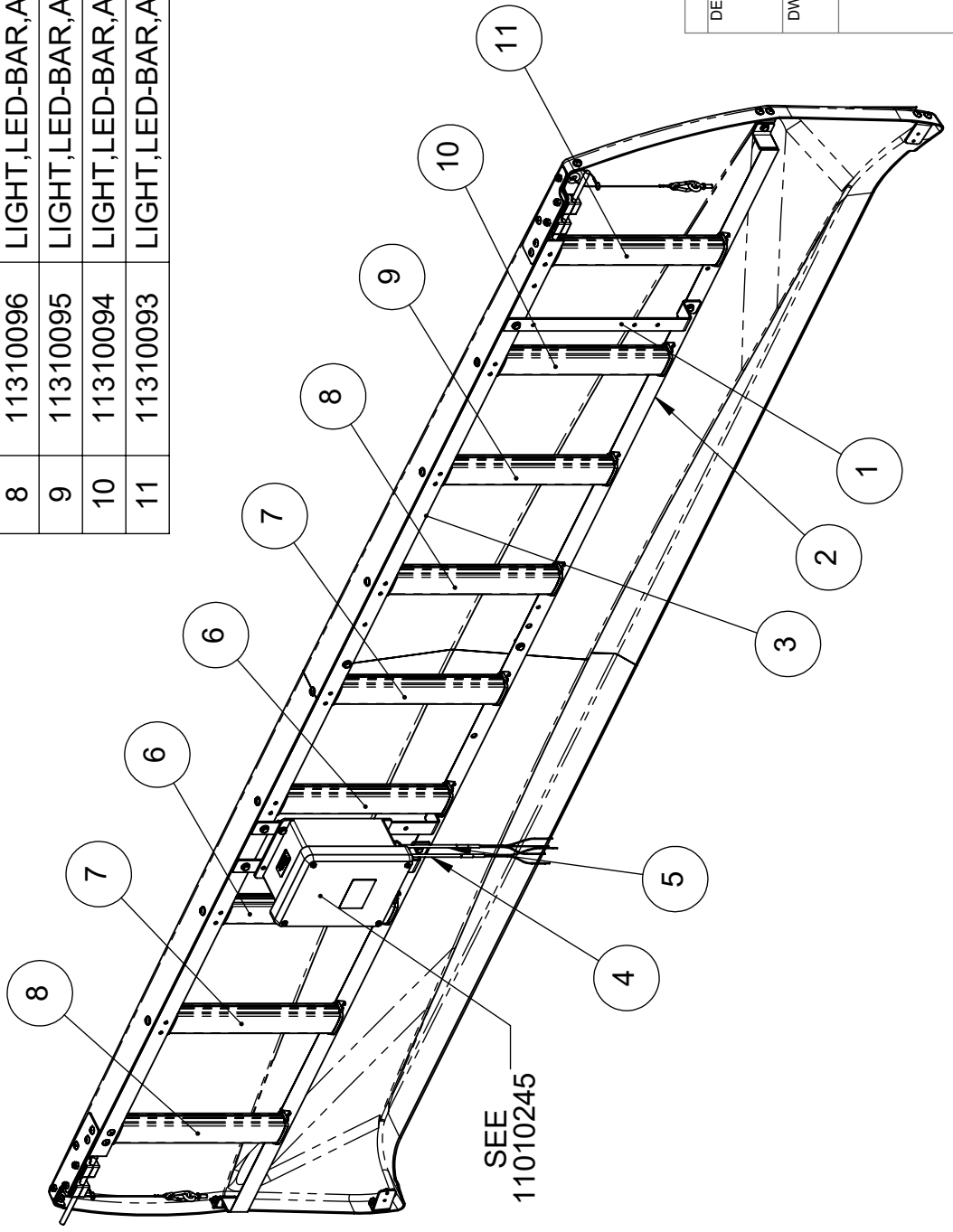
DWG. NO. 11010242 REV 08 SHEET 1 OF 1



THIS DRAWING AND THE INFORMATION THEREIN IS THE SOLE PROPERTY OF PDQ MANUFACTURING, INC. AND CANNOT BE COPIED OR DISCLOSED WITHOUT THE WRITTEN CONSENT OF PDQ MANUFACTURING, INC.

CONFIDENTIAL

ITEM	PART #	DESCRIPTION
1	06141134	BRACKET,MOUNT,ARM,COVER,PROGLO
2	06141133	BRACKET,MOUNT,BOTTOM,COVER,PROGLO
3	06141132	BRACKET,MOUNT,TOP,COVER,PROGLO
4	04080506	HARNES,CNTRL-BOX,POWER,LASERGLW
5	04080513	HARNES,CONTROL-BOX,MODBUS,LASERGLW
6	11310098	LIGHT,LED-BAR,ASSY,ENTR,COV,34",PROGLW
7	11310097	LIGHT,LED-BAR,ASSY,ENTR,COV,46",PROGLW
8	11310096	LIGHT,LED-BAR,ASSY,ENTR,COV,58",PROGLW
9	11310095	LIGHT,LED-BAR,ASSY,ENTR,COV,69",PROGLW
10	11310094	LIGHT,LED-BAR,ASSY,ENTR,COV,81",PROGLW
11	11310093	LIGHT,LED-BAR,ASSY,ENTR,COV,93",PROGLW



PICTORIAL PARTS CATALOG

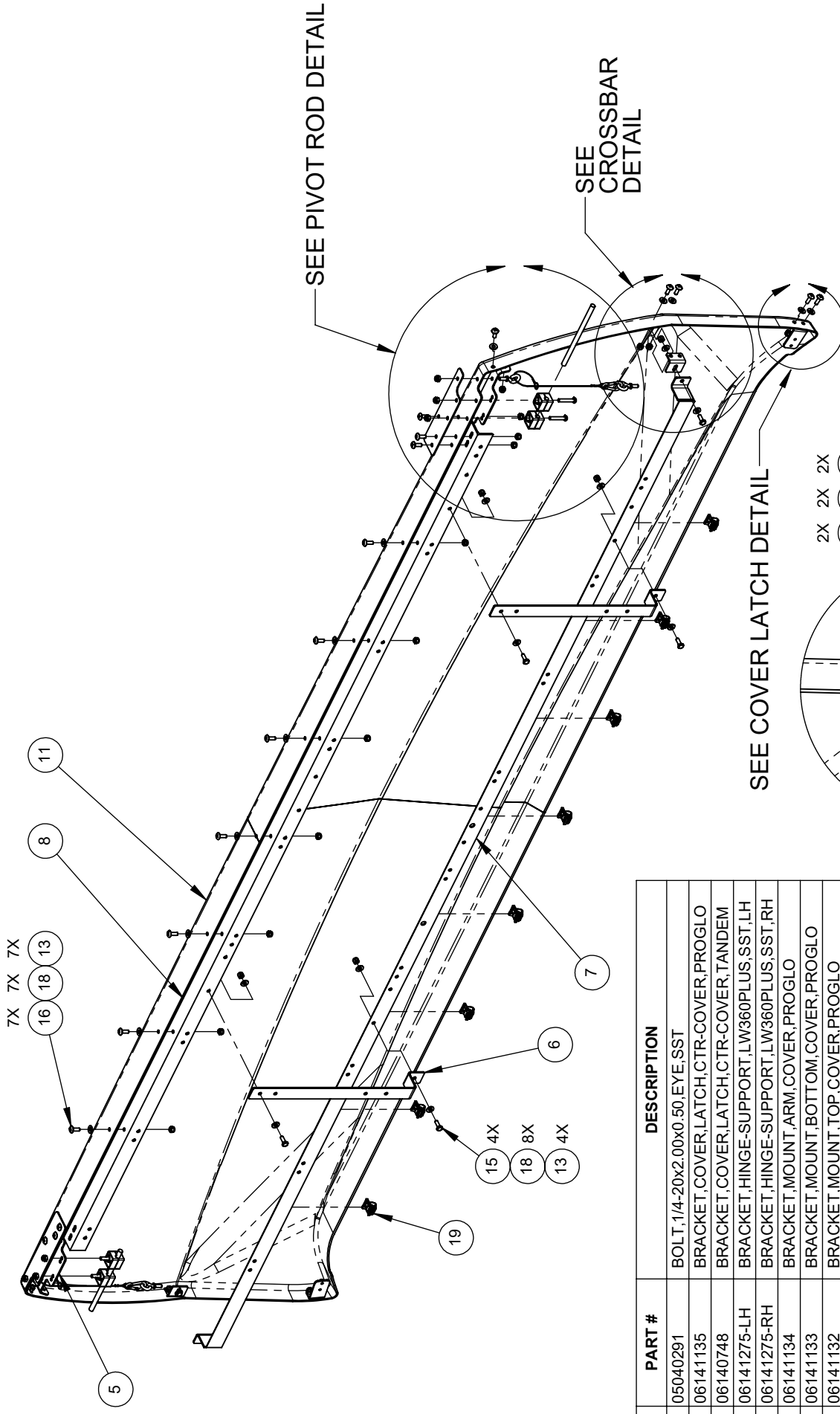
DESCRIPTION:
COVER,LASERGLW,STD,LW

DWG. NO. 09020200 REV 04 SHEET 1 OF 1

PDQ
VEHICLE WASH SYSTEMS

PART OF OPW
A DOVER COMPANY

THIS DRAWING AND THE INFORMATION THEREIN IS THE SOLE PROPERTY OF PDQ MANUFACTURING, INC. AND CANNOT BE COPIED OR DISCLOSED WITHOUT THE WRITTEN CONSENT OF PDQ MANUFACTURING, INC.



DESCRIPTION: PICTORIAL PARTS CATALOG
 PROGLOW COVER

DWG. NO. 11260091 REV 02 SHEET 1 OF 2

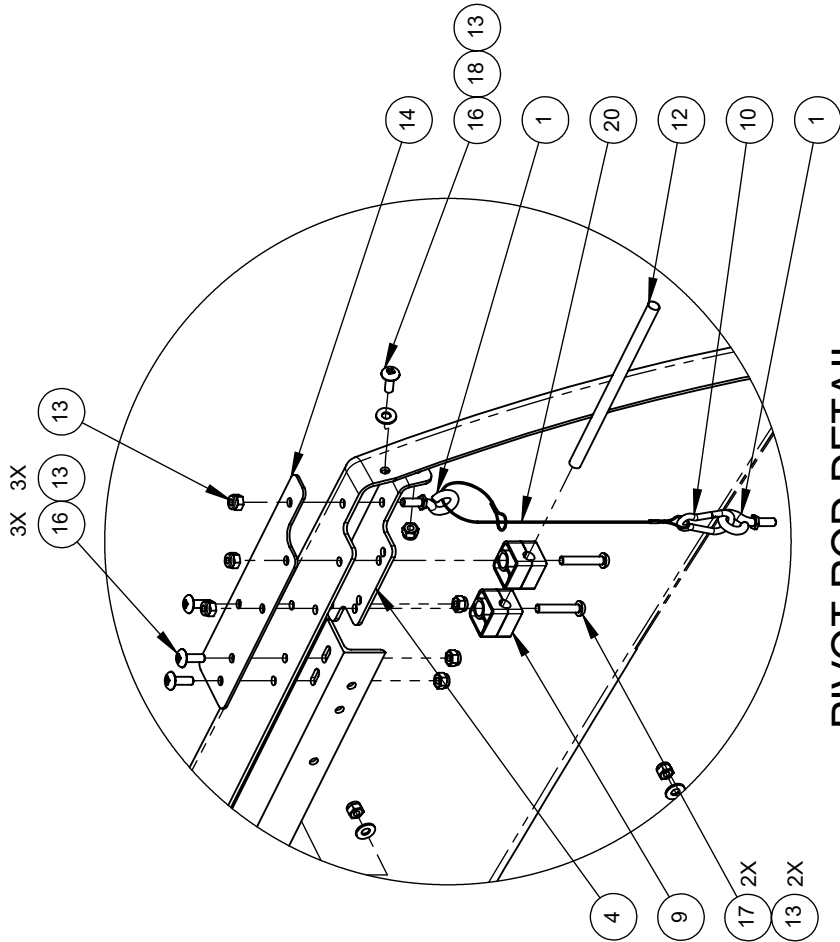


PDQ
 VEHICLE WASH SYSTEMS
 PART OF OPW
ADOVER COMPANY

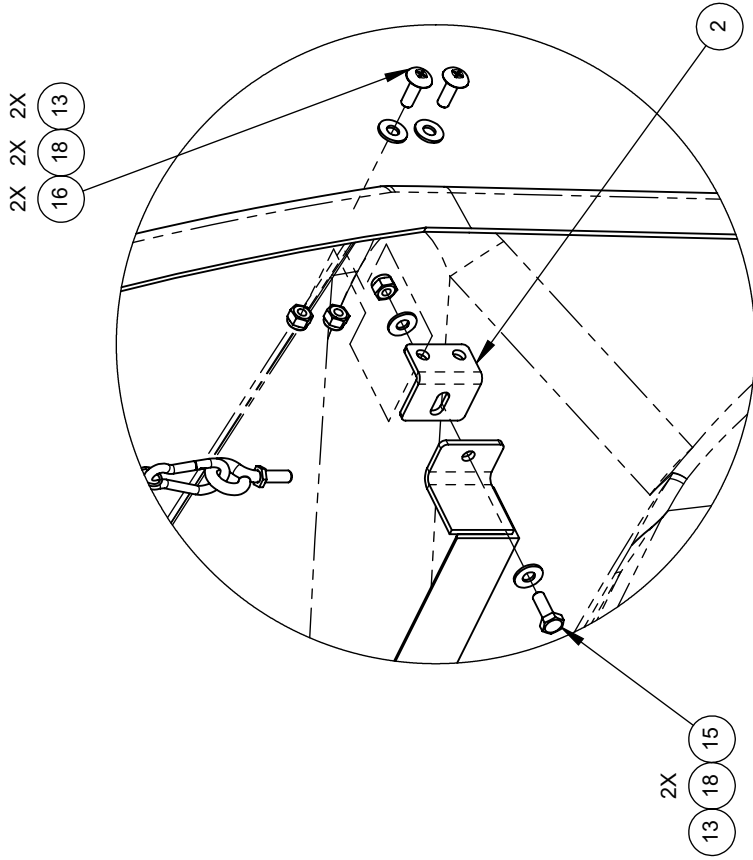
ITEM	PART #	DESCRIPTION
1	05040291	BOLT, 1/4-20x2.00x0.50, EYE, SST
2	06141135	BRACKET, COVER, LATCH, CTR-COVER, PROGLO
3	06140748	BRACKET, COVER, LATCH, CTR-COVER, TANDEM
4	06141275-LH	BRACKET, HINGE-SUPPORT, LW360PLUS, SST, LH
5	06141275-RH	BRACKET, HINGE-SUPPORT, LW360PLUS, SST, RH
6	06141134	BRACKET, MOUNT, ARM, COVER, PROGLO
7	06141133	BRACKET, MOUNT, BOTTOM, COVER, PROGLO
8	06141132	BRACKET, MOUNT, TOP, COVER, PROGLO
9	05050044	CLAMP, TUBE, .375, PP, SINGLE-MOUNT-HOLE
10	06490031	CONN, CARABINER, 1/4-SNAP, 1/4-DIA, ZINC
11	06161013	COVER, CTR, ENTR, NAT-HDPE, PROGLO
12	06490019	HINGE, PIN, CENTER-COVER, TANDEM
13	71011-NCS	NUT, 1/4-20, HEX, LOCK, SST
14	06240506	PLATE, CTR-COVER, HINGE, ALUMINUM, PROGLO
15	70108-HCS	SCREW, 1/4-20x.75, HHCS, SST
16	05040133	SCREW, 1/4-20x.75, PTHMS, SST
17	05040274	SCREW, 1/4-20x1.5, PRHMS, SS
18	71511-FS	WASHER, 1/4, FLAT, SST
19	05080005	WIRE-CLIP, 12.7mm DIA, LATCH, NYLON, PUSHBARB
20	06490032	WIRE-ROPE, 3/64"x12", LOOP/LOOP, SST

COVER LATCH DETAIL

THIS DRAWING AND THE INFORMATION THEREIN IS THE SOLE PROPERTY OF PDQ MANUFACTURING, INC. AND CANNOT BE COPIED OR DISCLOSED WITHOUT THE WRITTEN CONSENT OF PDQ MANUFACTURING, INC.



PIVOT ROD DETAIL



CROSSBAR DETAIL

PICTORIAL PARTS CATALOG

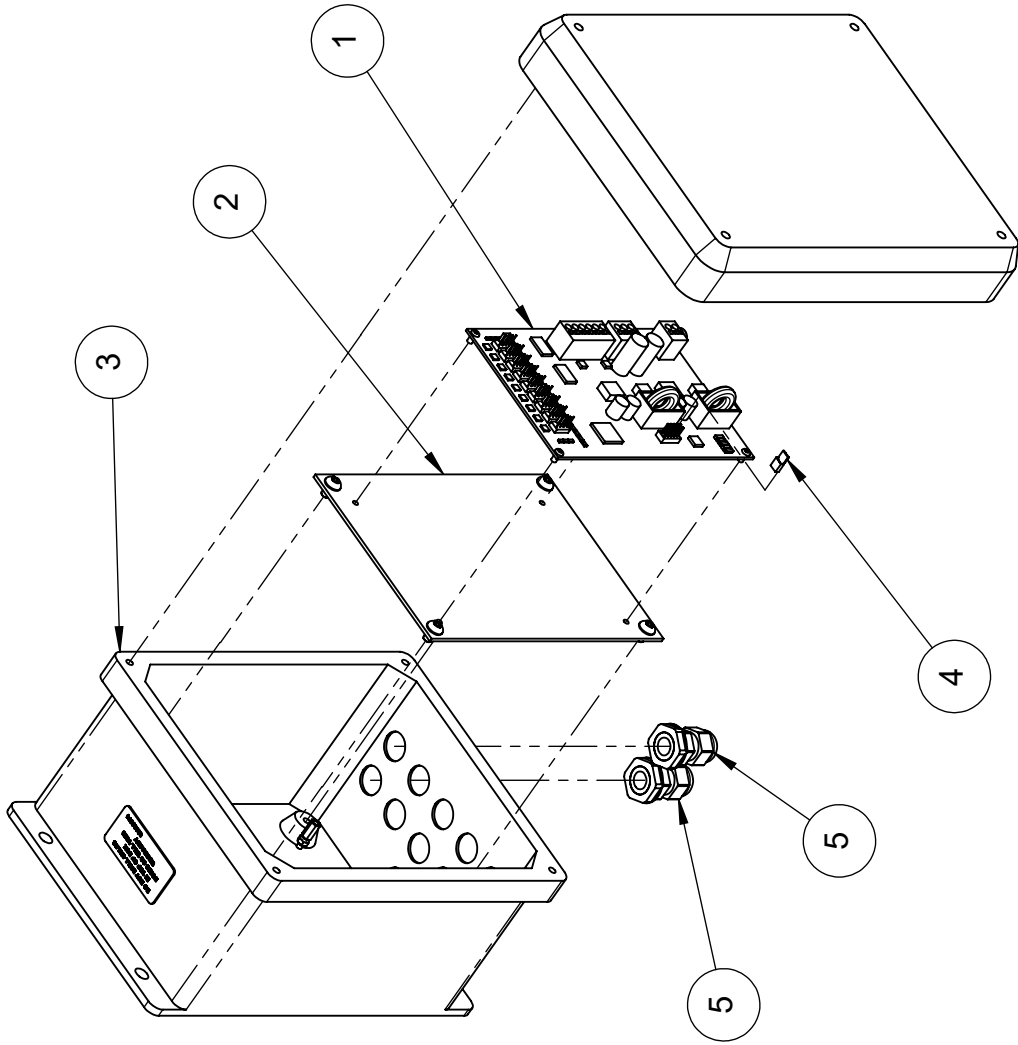
DESCRIPTION:

PROGLOW COVER

DWG. NO.	REV	SHEET
11260091	02	2 OF 2



ITEM	PART #	DESCRIPTION
1	04580044	CIRCUIT-BOARD,INTERFACE,INFRARED,MDX
2	04090019	ENCLOSURE,PANEL,152X124X2mm,ALUMINUM
3	04090134	ENCLOSURE-W/HOLES,CNTL-BOX,11010245
4	04590023	SHUNT,HEADER,2-POS,.100-CENTERLINE
5	04450024	STRAIN-RELIEF,.138-.315",W/LOCKNUT,NYLON



PICTORIAL PARTS CATALOG

DESCRIPTION:
LASERGLOW/PROGLOW
CONTROL BOX

DWG. NO. 11010245 REV 07 SHEET 1 OF 1



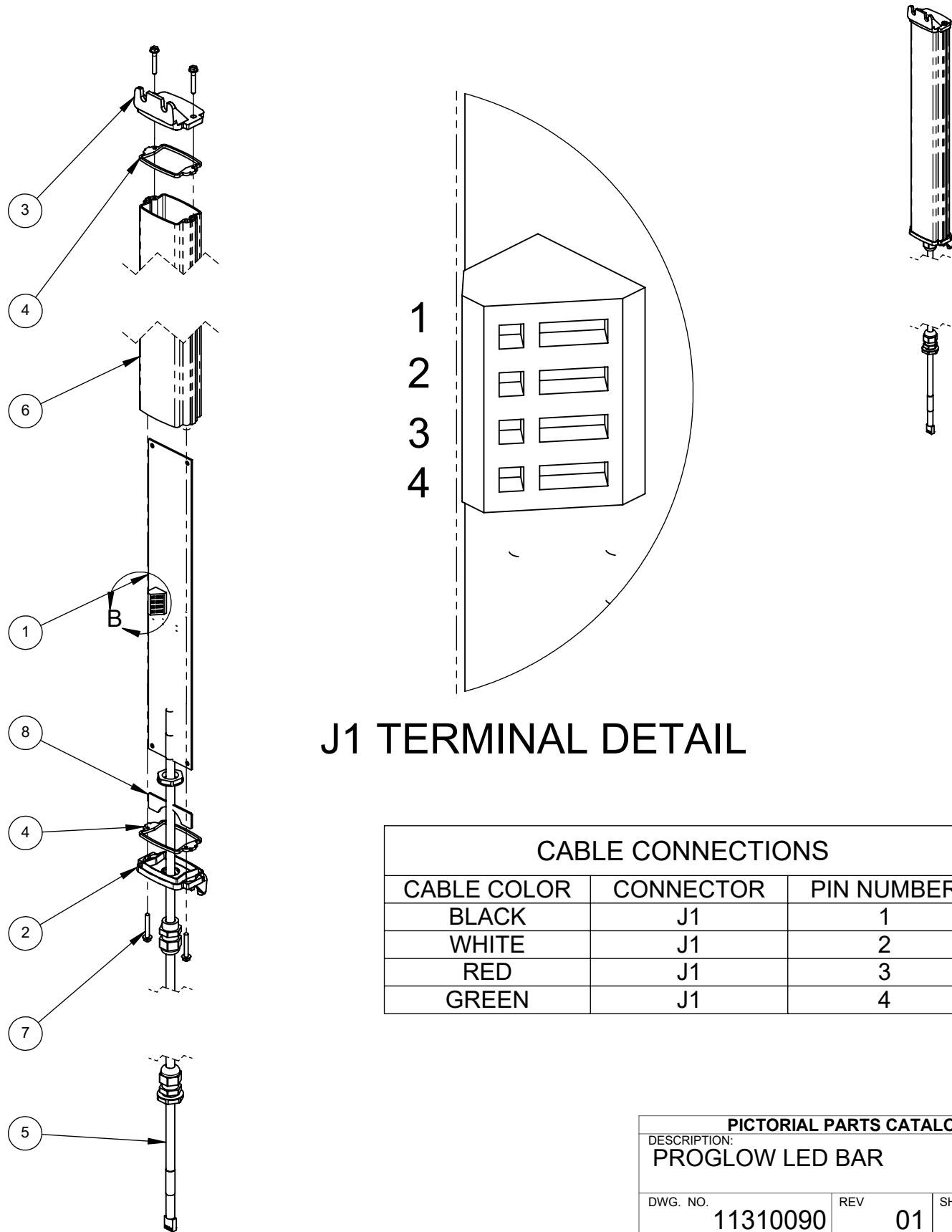
PDQ
VEHICLE WASH SYSTEMS

PART OF OPW
A DOVER COMPANY

ITEM	PART #	DESCRIPTION
1	04580049	CIRCUIT-BOARD,LED,SMD,3-COLOR
2	06160446-LH	COVER,END-CAP,LED-BAR,PLSTC,LH,W-HOLE
3	06160446-RH	COVER,END-CAP,LED-BAR,PLSTC,RH,NO-HOLE
4	06070066	GASKET,END-CAP,LED-LIGHTBARS,RUBBER
5	SEE TABLE	HARNESS,LED,ENTR,COVER,PROGLOW
6	06050107	HOUSING,LED-LIGHT,1-BOARD,CLEAR,ICON
7	05040284	SCREW,#6x1.00,SHHSMS,SST
8	06390023	SPACER,PLATE,BOARD-MNT,LED-TUBE,ICON

P/N	Description	Harness P/N
11310091	LIGHT,LED-BAR,ASSY,ENTR,COV,116",PROGLOW	04080440
11310092	LIGHT,LED-BAR,ASSY,ENTR,COV,104",PROGLOW	04080441
11310093	LIGHT,LED-BAR,ASSY,ENTR,COV,93",PROGLOW	04080442
11310094	LIGHT,LED-BAR,ASSY,ENTR,COV,81",PROGLOW	04080443
11310095	LIGHT,LED-BAR,ASSY,ENTR,COV,69",PROGLOW	04080444
11310096	LIGHT,LED-BAR,ASSY,ENTR,COV,58",PROGLOW	04080445
11310097	LIGHT,LED-BAR,ASSY,ENTR,COV,46",PROGLOW	04080446
11310098	LIGHT,LED-BAR,ASSY,ENTR,COV,34",PROGLOW	04080447

PICTORIAL PARTS CATALOG		
DESCRIPTION: PROGLOW LED BAR		
DWG. NO. 11310090	REV 01	SHEET 1 OF 2
 VEHICLE WASH SYSTEMS		
<small>PART OF OPW</small> 		



J1 TERMINAL DETAIL

CABLE CONNECTIONS		
CABLE COLOR	CONNECTOR	PIN NUMBER
BLACK	J1	1
WHITE	J1	2
RED	J1	3
GREEN	J1	4

PICTORIAL PARTS CATALOG		
DESCRIPTION: PROGLOW LED BAR		
DWG. NO. 11310090	REV 01	SHEET 2 OF 2



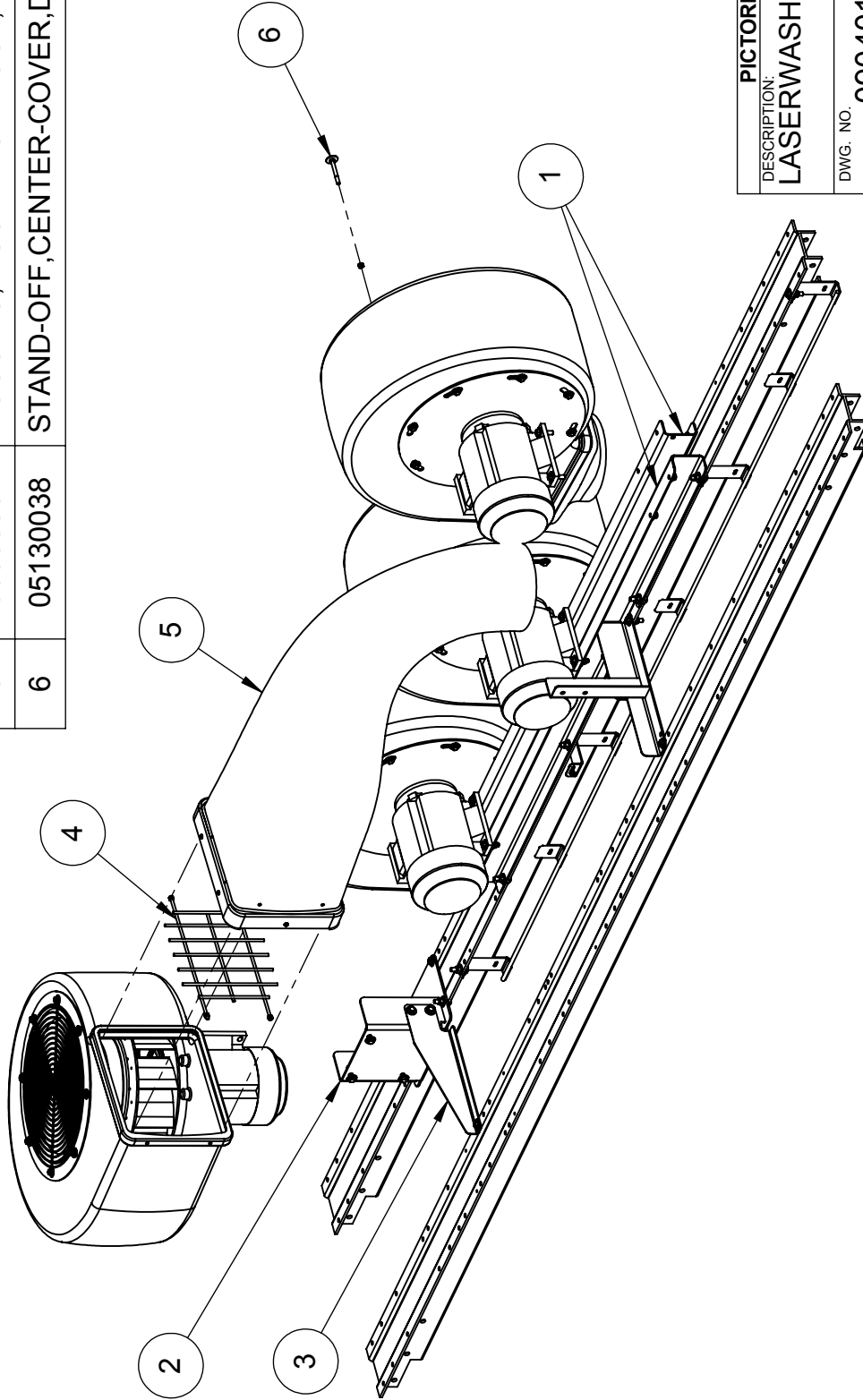
PART OF OPW

A DOVER COMPANY



Integrated Dryer

ITEM	PART #	DESCRIPTION
1	06140785	BRACKET,MOUNT,3-PRODUCER,INTD,LASERWASH
2	06140786	BRACKET,MOUNT,4TH-PROD,INTD-DRYER,LW
3	06140787	BRACKET,SUPPORT,4TH-PROD,INTD,LASERWASH
4	06160195	GUARD,DISCHARGE-SCREEN,DRYER,SST
5	06050064	HOUSING,DISCHARGE-DUCT,INTD,DARK-BLUE
6	05130038	STAND-OFF,CENTER-COVER,DRYER,TANDEM/LW



PICTORIAL PARTS CATALOG

DESCRIPTION:
LASERWASH DRYER 4 PRODUCER

DWG. NO. **09040107** REV **06** SHEET **1 OF 3**

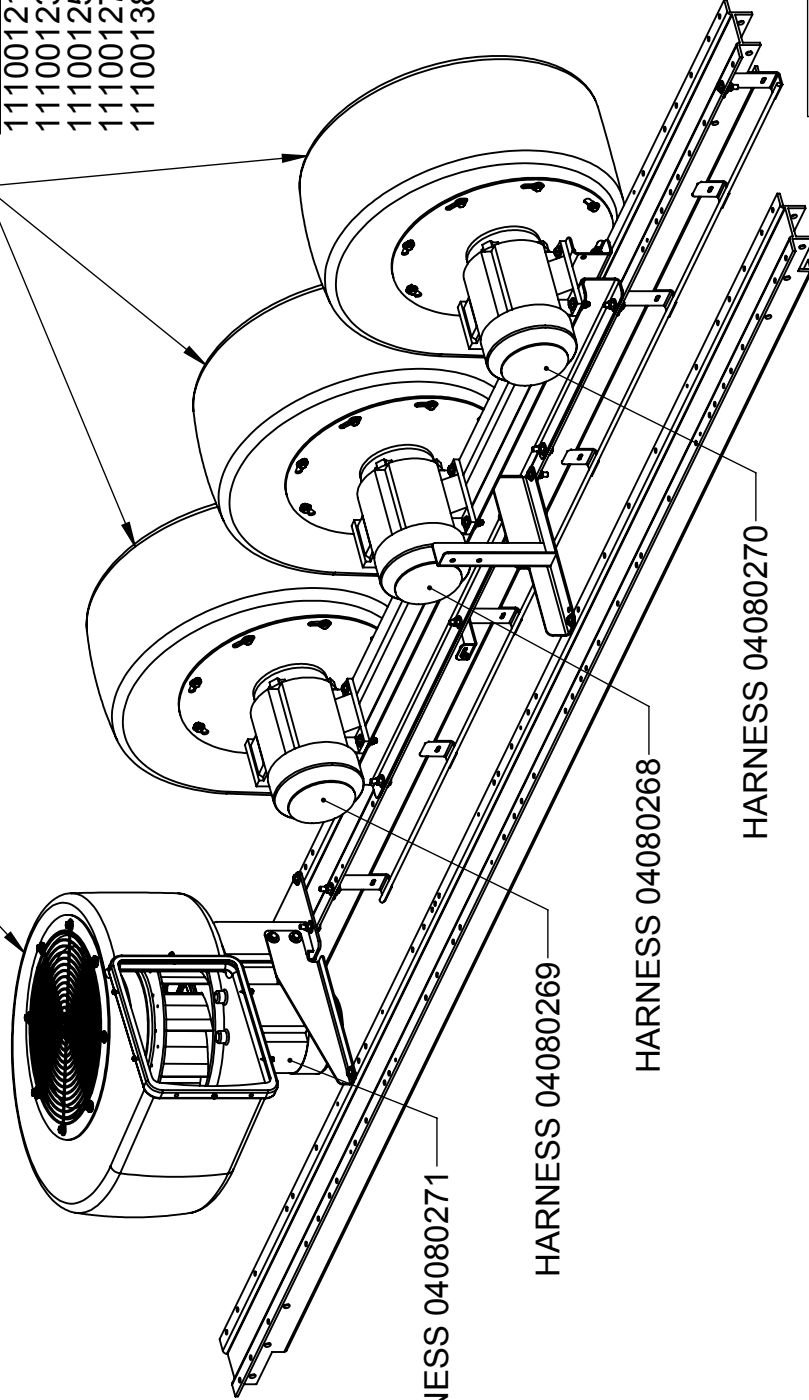


PDQ
 VEHICLE WASH SYSTEMS
A DOVER COMPANY
 PART OF OPW

1 PRODUCER ASSEMBLY REQUIRES
FACTORY BALANCING AND MUST
BE ORDERED COMPLETE

MOTOR/IMPELLER ASSEMBLIES
11100122 208/230V 60HZ
11100124 380-460V 60HZ
11100126 380V 50HZ
11100128 575V 60HZ
11100139 220V 50HZ

MOTOR/IMPELLER ASSEMBLIES 1
11100121 208/230V 60HZ
11100123 380-460V 60HZ
11100125 380V 50HZ
11100127 575V 60HZ
11100138 220V 50HZ



112 HARNESS 04080271

HARNESS 04080269

HARNESS 04080268

HARNESS 04080270

PICTORIAL PARTS CATALOG

DESCRIPTION:
LASERWASH DRYER 4 PRODUCER

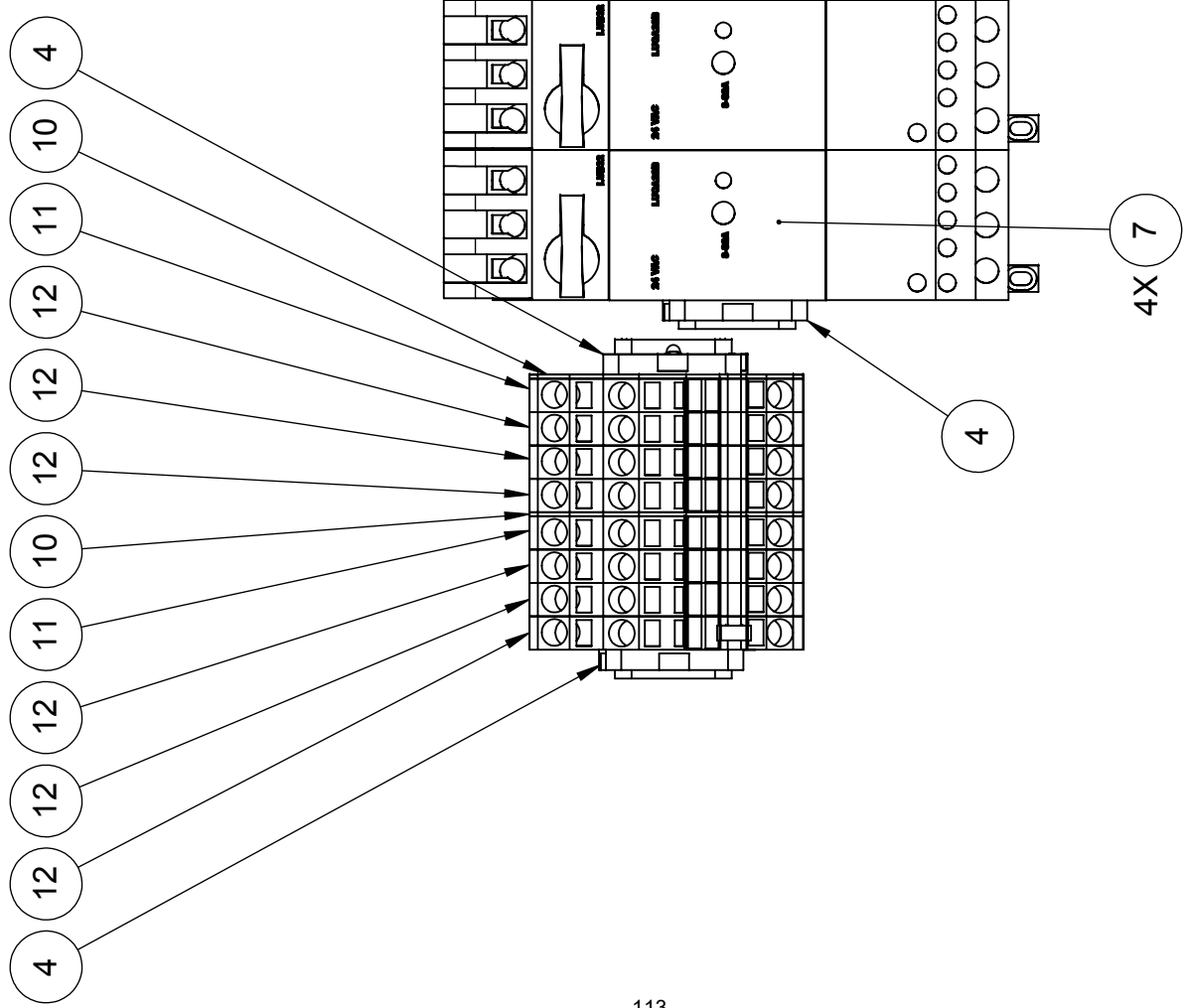
DWG. NO. 09040107 REV 06 SHEET 2 OF 3



VEHICLE WASH SYSTEMS

PART OF OPW ADVOVER COMPANY

ITEM	PART #	DESCRIPTION
3	36950-7.75	DIN-RAIL, 35mmx7.75", AL
4	36650	END-STOP, 6mm, PLST, GRAY, 249-116
5	04110037	MSP, PHASE-SEPARATOR
6	04110026	MSP, COMB, BASE, 32A, 24VAC, TESYS-ULINE
7	04110027	MSP, COMB, MODULE, 8-32A, 24VAC, TESYS-ULINE
10	04100041	TERMINAL, END-PLATE, WAGO, 2010-SER, 3P, ORG
11	04100040	TERMINAL-BLOCK, WAGO, 2010-SERIES, 3P, GND
12	04100039	TERMINAL-BLOCK, WAGO, 3P, 8-20AWG, GRAY



NOTE:
FOR 400V/50HZ USE 3-12A
MSP MODULE # 04110047

SEE NOTE

PICTORIAL PARTS CATALOG

DESCRIPTION:
LASERWASH DRYER 4 PRODUCER

DWG. NO. **09040107** REV **06** SHEET **3 OF 3**



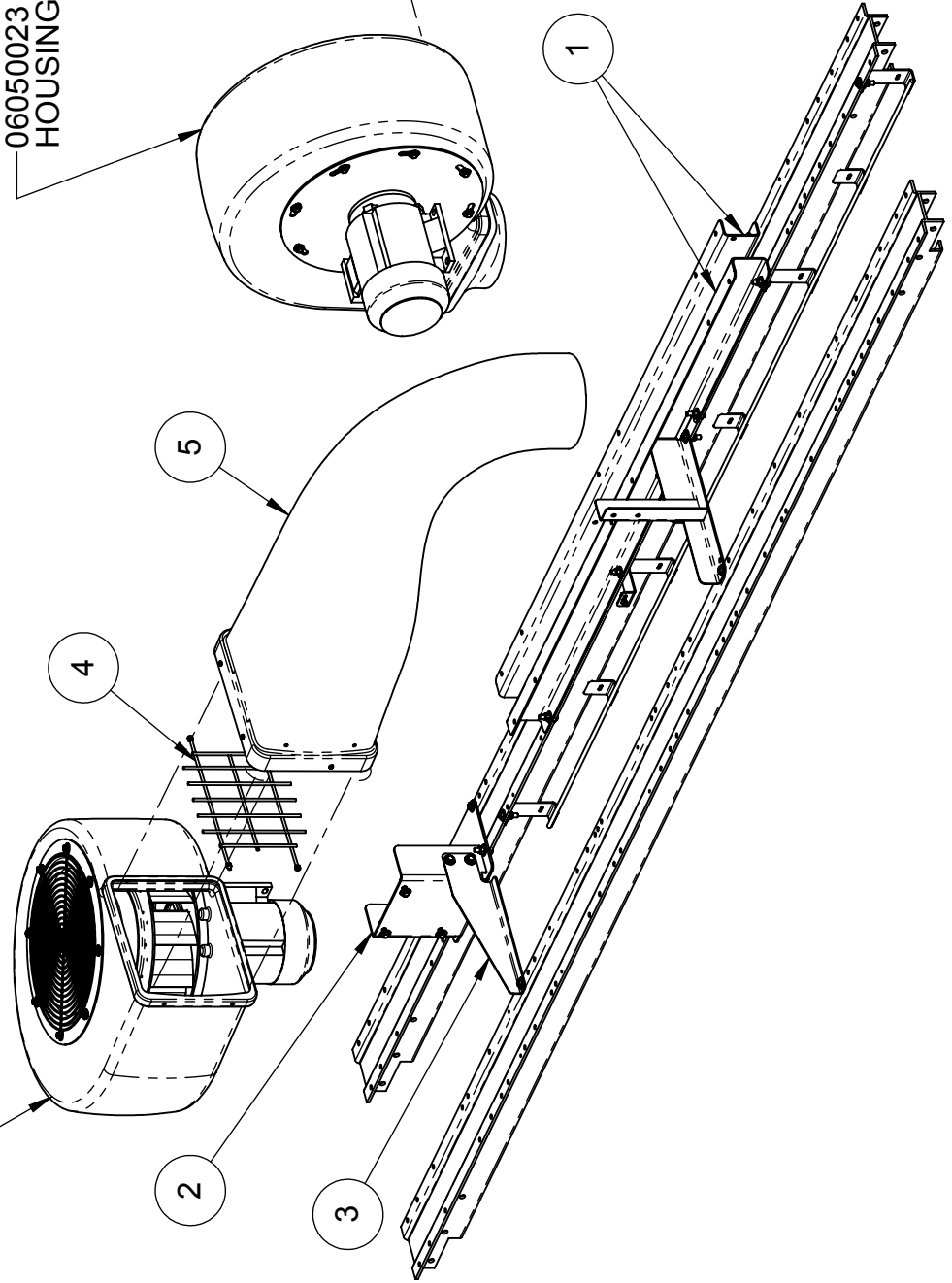
PDQ
VEHICLE WASH SYSTEMS

PART OF OPW
ADDER COMPANY

ITEM	PART #	DESCRIPTION
1	06140785	BRACKET,MOUNT,3-PRODUCER,INTD,LASERWASH
2	06140786	BRACKET,MOUNT,4TH-PROD,INTD-DRYER,LW
3	06140787	BRACKET,SUPPORT,4TH-PROD,INTD,LASERWASH
4	06160195	GUARD,DISCHARGE-SCREEN,DRYER,SST
5	06050064	HOUSING,DISCHARGE-DUCT,INTD,DARK-BLUE
6	05130038	STAND-OFF,CENTER-COVER,DRYER,TANDEM/LW

06050063
HOUSING,BLOWER,INTD,NO-NOZZLE,DARK-BLUE

06050023
HOUSING,BLOWER,ON-BOARD,TEAL



PICTORIAL PARTS CATALOG

DESCRIPTION:
LASERWASH DRYER 2 PRODUCER

DWG. NO. 09040111 REV 04 SHEET 1 OF 3



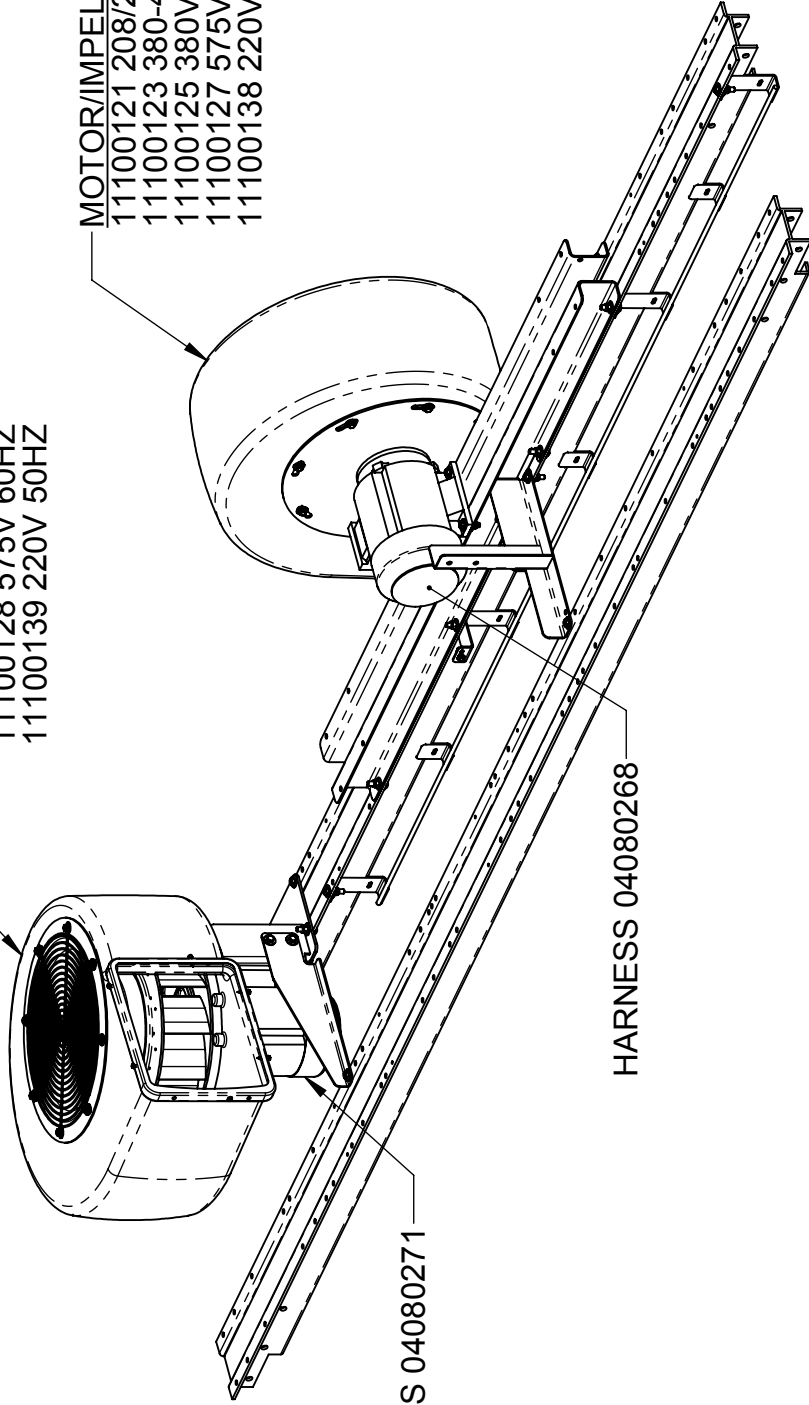
PDQ
VEHICLE WASH SYSTEMS

PART OF OPW
ADDER COMPANY

1 PRODUCER ASSEMBLY REQUIRES
FACTORY BALANCING AND MUST
BE ORDERED COMPLETE

1 MOTOR/IMPELLER ASSEMBLIES
11100122 208/230V 60HZ
11100124 380-460V 60HZ
11100126 380V 50HZ
11100128 575V 60HZ
11100139 220V 50HZ

1 MOTOR/IMPELLER ASSEMBLIES
11100121 208/230V 60HZ
11100123 380-460V 60HZ
11100125 380V 50HZ
11100127 575V 60HZ
11100138 220V 50HZ



PICTORIAL PARTS CATALOG

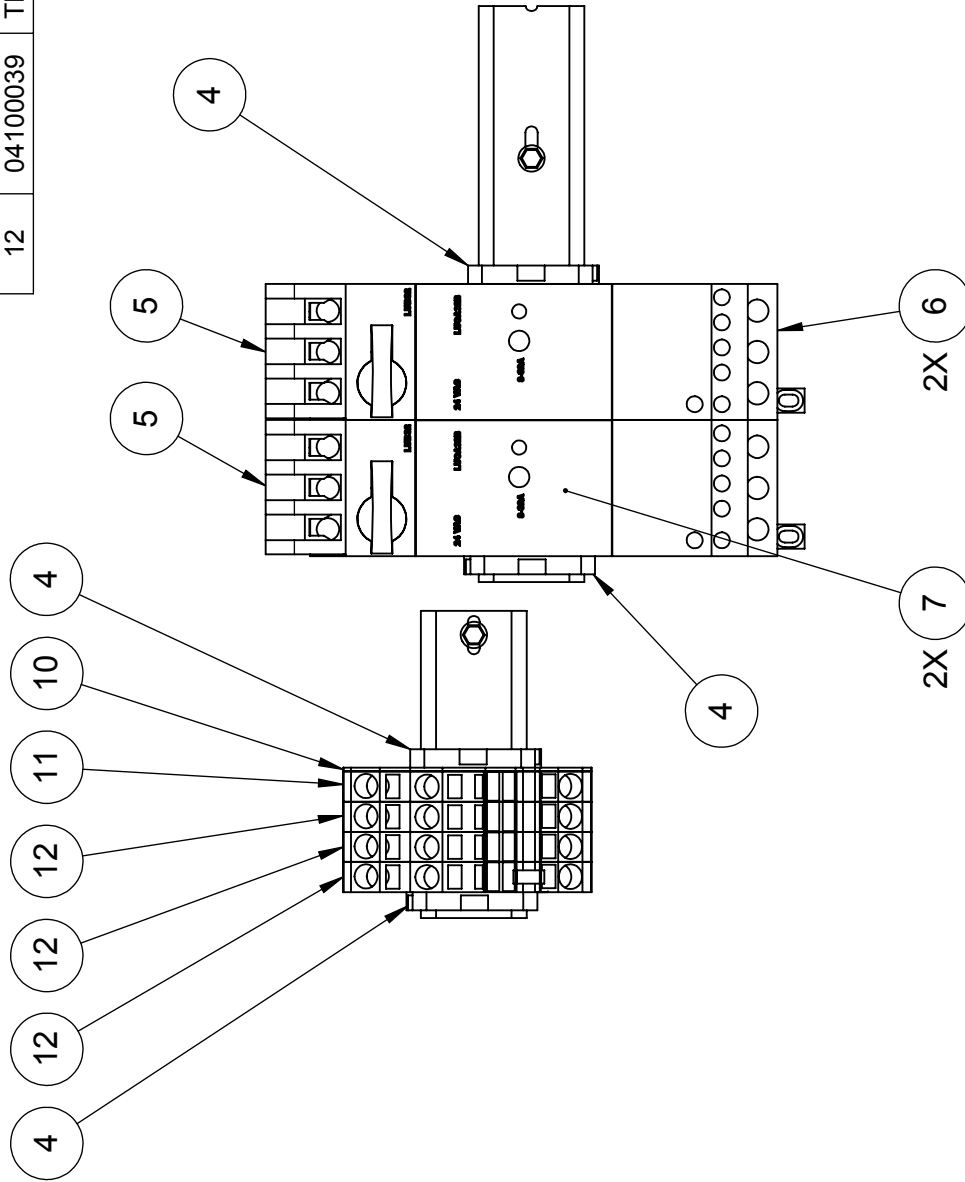
DESCRIPTION:
LASERWASH DRYER 2 PRODUCER

DWG. NO. 09040111 REV 04 SHEET 2 OF 3



VEHICLE WASH SYSTEMS
PART OF OPW
ADOVER COMPANY

ITEM	PART #	DESCRIPTION
4	36650	END-STOP,6mm,PLST,GRAY,249-116
5	04110037	MSP, PHASE-SEPARATOR
6	04110026	MSP, COMB, BASE, 32A, 24VAC, TESYS-ULINE
7	04110027	MSP, COMB, MODULE, 8-32A, 24VAC, TESYS-ULINE
10	04100041	TERMINAL, END-PLATE, WAGO, 2010-SER, 3P, ORG
11	04100040	TERMINAL-BLOCK, WAGO, 2010-SERIES, 3P, GND
12	04100039	TERMINAL-BLOCK, WAGO, 3P, 8-20AWG, GRAY



PICTORIAL PARTS CATALOG

DESCRIPTION:
LASERWASH DRYER 2 PRODUCER

DWG. NO. 09040111 REV 04 SHEET 3 OF 3



PDQ
VEHICLE WASH SYSTEMS

PART OF OPW
ADOVER COMPANY

CLOCKWISE VERTICAL

DRYER ASSY	DESCRIPTION	MTR-IMPELLER	HOUSING
11100081	DRYER,7.5HP,208-230V,60HZ,CW,VERT,TEAL	11100074	06050025
11100098	DRYER,7.5HP,380V,50HZ,CW,VERT,TEAL	11100100	06050025
11100122	DRYER,7.5HP,208-230V,60HZ,CW,VERT,DK-BL	11100074	06050063
11100124	DRYER,7.5HP,380-460V,60HZ,CW,VERT,DK-BL	11100259	06050063
11100126	DRYER,7.5HP,380V,50HZ,CW,VERT,DK-BL	11100100	06050063
11100128	DRYER,7.5HP,575V,60HZ,CW,VERT,DK-BL	11100111	06050063
11100139	DRYER,7.5HP,220V,50HZ,CW,VERT,DK-BL	11100100	06050063

COUNTER-CLOCKWISE VERTICAL

DRYER ASSY	DESCRIPTION	MTR-IMPELLER	HOUSING
11100082	DRYER,7.5HP,208-230V,60HZ,CCW,VERT,TEAL	11100075	06050025

NOTE:

1. ATTACH INLET CONE 11100327 TO HOUSING. MAKE SURE INLET CONE IS CENTERED INSIDE THE IMPELLER. SPIN IMPELLER TO VERIFY THAT THE INLET CONE IS NOT RUBBING AGAINST THE WHEEL.
MOTOR -IMPELLER ASSEMBLY MUST BE REPLACED AS A UNIT AND BE FACTORY BALANCED WHEN ASSEMBLED.
- 2.

PICTORIAL PARTS CATALOG

DESCRIPTION:
FIXED INTEGRATED DRYER
VERTICALLY MOUNTED MOTOR

DWG. NO. 11100078 REV 14 SHEET 1 OF 4



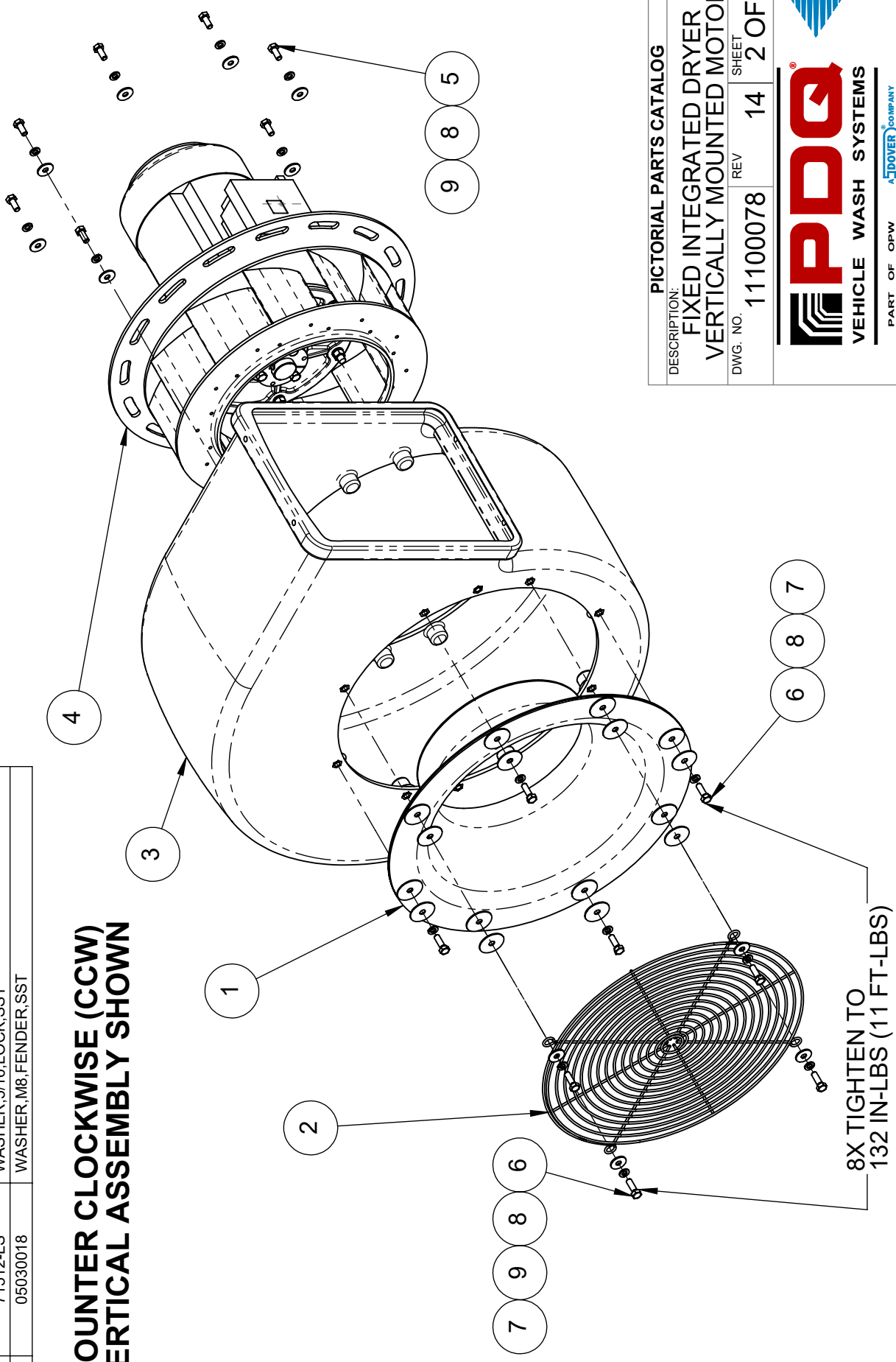
VEHICLE WASH SYSTEMS

PART OF OPW COMPANY

ITEM	PART #	DESCRIPTION
1	11100327	DRYER, INLET-CONE, W/GASKET
2	06160237	GUARD, INLET-SCREEN, DRYER, WIRE, SST
3	SEE VERTICAL TABLE	HOUSING, BLOWER, ON-BOARD, ENT-END
4	SEE VERTICAL TABLE	MOTOR-IMPELLER ASSEMBLY
5	70143-HCS	SCREW, 5/16-18x.75, HHCS, SST
6	70145-HCS	SCREW, 5/16-18x1.00, HHCS, SST
7	05030075	WASHER, 5/16, FENDER, 1.500D, .062THK, SST
8	71512-LS	WASHER, 5/16, LOCK, SST
9	05030018	WASHER, M8, FENDER, SST

**COUNTER CLOCKWISE (CCW)
VERTICAL ASSEMBLY SHOWN**

- NOTE:**
1. ATTACH INLET CONE 11100327 TO HOUSING. MAKE SURE INLET CONE IS CENTERED INSIDE THE IMPELLER. SPIN IMPELLER TO VERIFY THAT THE INLET CONE IS NOT RUBBING AGAINST THE WHEEL.
 2. MOTOR-IMPELLER ASSEMBLY MUST BE REPLACED AS A UNIT AND BE FACTORY BALANCED WHEN ASSEMBLED.



PICTORIAL PARTS CATALOG	
DESCRIPTION: FIXED INTEGRATED DRYER VERTICALLY MOUNTED MOTOR	
DWG. NO.	REV
11100078	14
SHEET	
2 OF 4	
 PDQ VEHICLE WASH SYSTEMS <small>A DOVER COMPANY</small> PART OF OPW	

CLOCKWISE HORIZONTAL

DRYER ASSY	DESCRIPTION	MTR-IMPELLER	HOUSING
11100079	DRYER,7.5HP,208-230V,60HZ,CW,HORIZ,TEAL	11100072	06050023
11100094	DRYER,7.5HP,380V,50HZ,CW,HORIZ,TEAL	11100093	06050023
11100118	DRYER,7.5HP,575V,60HZ,CW,HORIZ,TEAL	11100076	06050023
11100141	DRYER,7.5HP,380V,50HZ,CW,HORIZ,DK-BL	11100093	06050062
11100150	DRYER,7.5HP,380-460V,60HZ,CW,HORIZ,DK-BL	11100257	06050062
11100151	DRYER,7.5HP,380-460V,60HZ,CW,HORIZ,TEAL	11100257	06050023
11100157	DRYER,7.5HP,208/230,60HZ,CW,HORIZ,DK-BL	11100072	06050062
11100163	DRYER,7.5HP,575V,60HZ,CW,HORIZ,DK-BL	11100076	06050062

COUNTER-CLOCKWISE HORIZONTAL

DRYER ASSY	DESCRIPTION	MTR-IMPELLER	HOUSING
11100080	DRYER,7.5HP,208-230V,60HZ,CCW,HORIZ,TEAL	11100073	06050023
11100097	DRYER,7.5HP,380V,50HZ,CCW,HORIZ,TEAL	11100099	06050023
11100121	DRYER,7.5HP,208-230V,60HZ,CCW,HORIZ,DK-BL	11100073	06050062
11100123	DRYER,7.5HP,380-460V,60HZ,CCW,HORIZ,DK-BL	11100258	06050062
11100125	DRYER,7.5HP,380V,50HZ,CCW,HORIZ,DK-BL	11100099	06050062
11100127	DRYER,7.5HP,575V,60HZ,CCW,HORIZ,DK-BL	11100077	06050062
11100138	DRYER,7.5HP,220V,50HZ,CCW,HORIZ,DK-BL	11100305	06050062
11100152	DRYER,7.5HP,380-460V,60HZ,CCW,HORIZ,TEAL	11100258	06050023

NOTE:

- ATTACH INLET CONE 11100327 TO HOUSING. MAKE SURE INLET CONE IS CENTERED INSIDE THE IMPELLER. SPIN IMPELLER TO VERIFY THAT THE INLET CONE IS NOT RUBBING AGAINST THE WHEEL.
- MOTOR -IMPELLER ASSEMBLY MUST BE REPLACED AS A UNIT AND BE FACTORY BALANCED WHEN ASSEMBLED.

PICTORIAL PARTS CATALOG

DESCRIPTION:
**FIXED INTEGRATED DRYER
 HORIZONTALLY MOUNTED MOTOR**

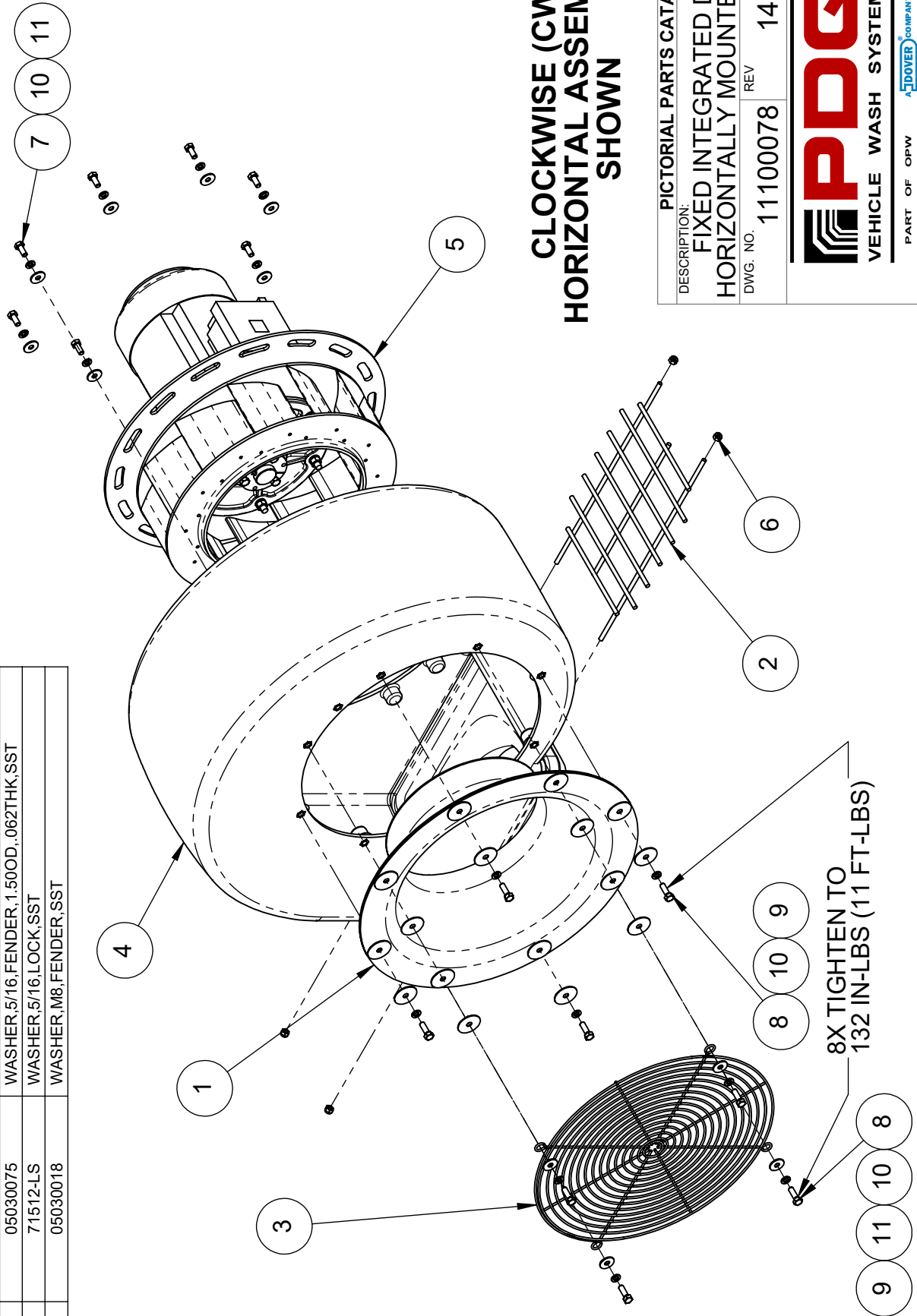
DWG. NO. 11100078 REV 14 SHEET 3 OF 4



ITEM	PART #	DESCRIPTION
1	11100327	DRYER, INLET-CONE, W/GASKET
2	06160195	GUARD, DISCHARGE-SCREEN, DRYER, SST
3	06160237	GUARD, INLET-SCREEN, DRYER, WIRE, SST
4	SEE HORIZONTAL TABLE	HOUSING, BLOWER, ON-BOARD, TEAL
5	SEE HORIZONTAL TABLE	MOTOR-IMPELLER ASSEMBLY
6	71011-NCS	NUT, 1/4-20, HEX, LOCK, SST
7	70143-HCS	SCREW, 5/16-18x.75, HHCS, SST
8	70145-HCS	SCREW, 5/16-18x1.00, HHCS, SST
9	05030075	WASHER, 5/16, FENDER, 1.500D., .062THK, SST
10	71512-LS	WASHER, 5/16, LOCK, SST
11	05030018	WASHER, M8, FENDER, SST

NOTE:

1. ATTACH INLET CONE 11100327 TO HOUSING. MAKE SURE INLET CONE IS CENTERED INSIDE THE IMPELLER. SPIN IMPELLER TO VERIFY THAT THE INLET CONE IS NOT RUBBING AGAINST THE WHEEL.
2. MOTOR -IMPELLER ASSEMBLY MUST BE REPLACED AS A UNIT AND BE FACTORY BALANCED WHEN ASSEMBLED.



**CLOCKWISE (CW)
HORIZONTAL ASSEMBLY
SHOWN**

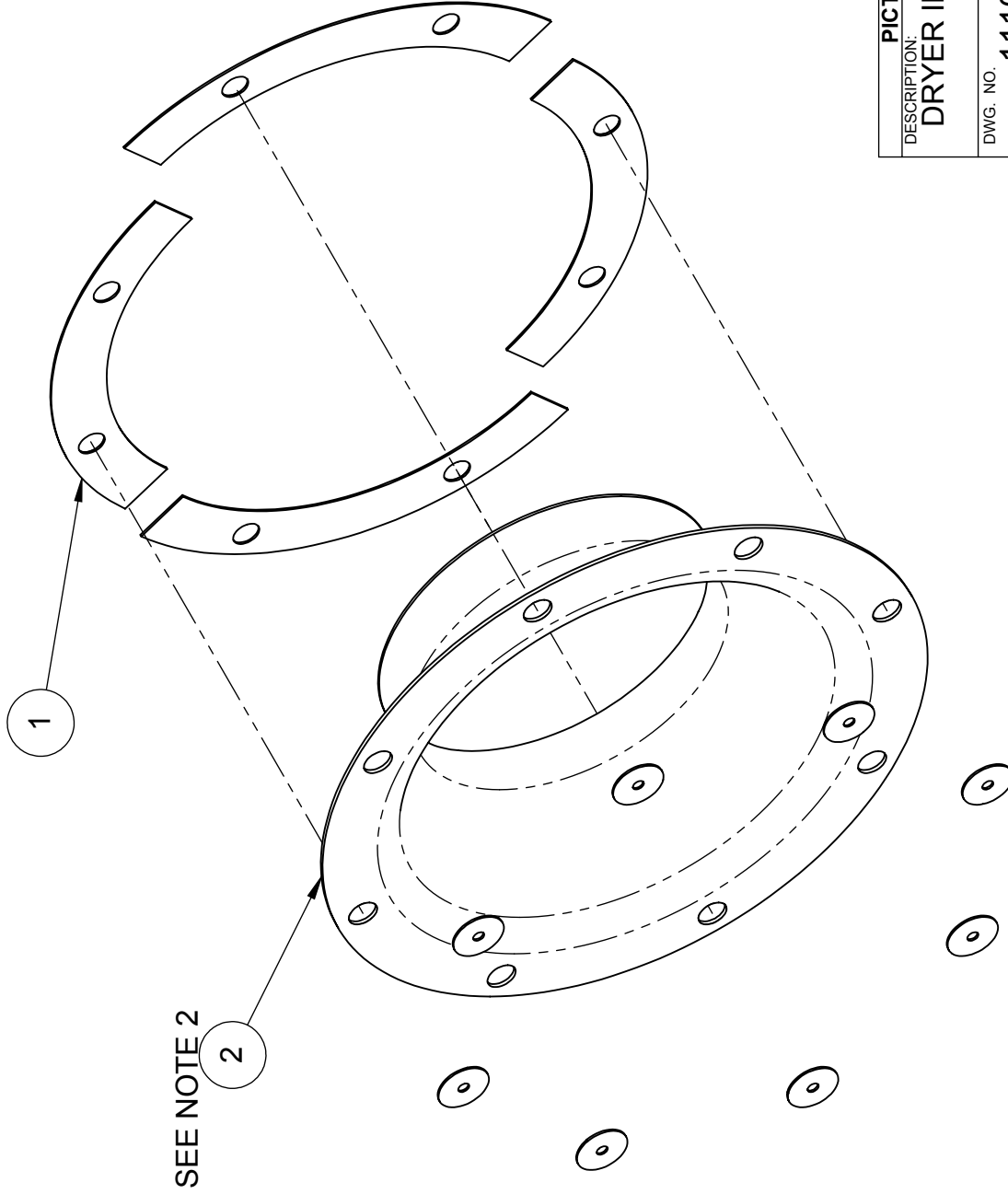
PICTORIAL PARTS CATALOG	
DESCRIPTION: FIXED INTEGRATED DRYER HORIZONTALLY MOUNTED MOTOR	
DWG. NO.	REV
11100078	14
SHEET	4 OF 4



PDQ
VEHICLE WASH SYSTEMS
PART OF OPW
ADOVER COMPANY

ITEM	PART #	DESCRIPTION
1	06070072	GASKET, DRYER, INLET-CONE, 0.063, NPRN-60-DURO
2	06050043	INLET-CONE, MAXAIR, GH, ALUMINIUM
3	06070073	GASKET, DRYER, WASHER, 0.063, NPRN-60-DURO

SEE NOTE 1



SEE NOTE 2

NOTE:

1. GASKET P/N 06070072 SUPPLIED ATTACHED TO INLET CONE
2. GASKET P/N 06070073 SUPPLIED LOOSE TO BE INSTALLED IN FEILD



PICTORIAL PARTS CATALOG

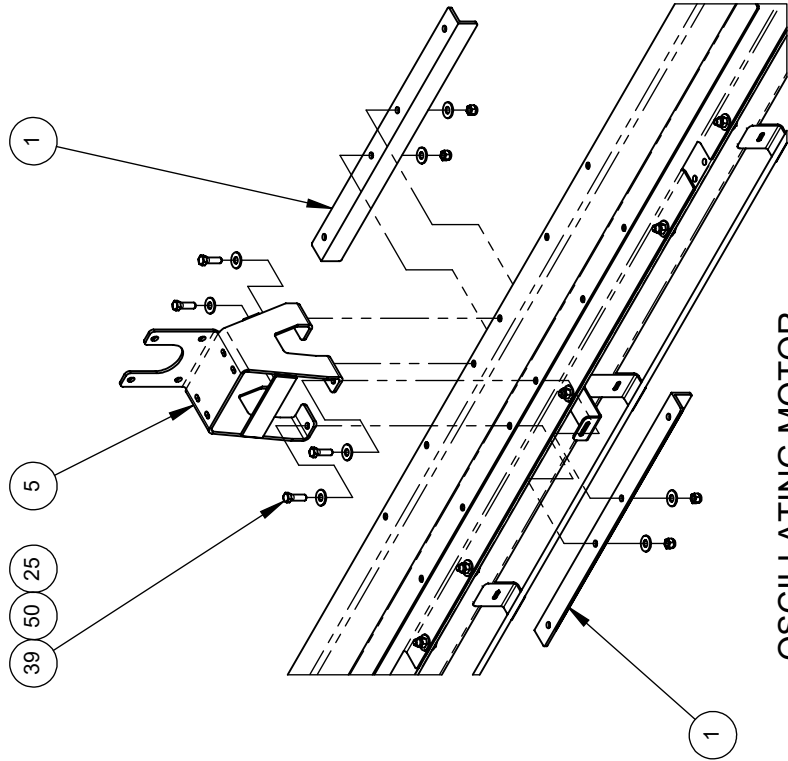
DESCRIPTION:
DRYER INLET CONE ASSEMBLY

DWG. NO.	REV	SHEET
11100327	01	1 OF 1

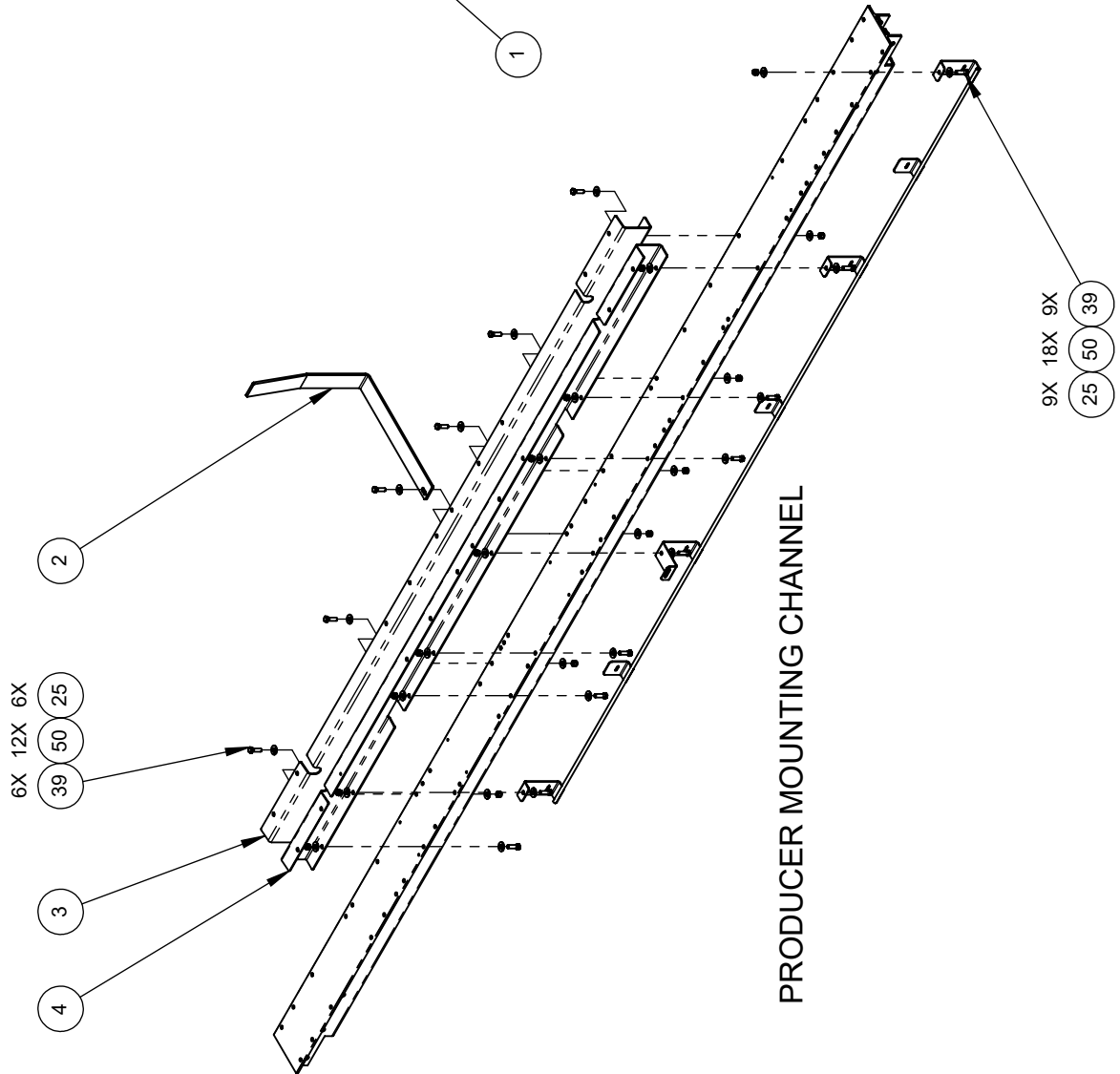


ITEM	PART #	DESCRIPTION
1	06270114	ANGLE,SUPPORT,OSC-MTR,SWING-AIR,LW/TND
2	06141081	BRACKET,CENTER-COVER-STANDOFF,OSC,LW/TAN
3	06141079	BRACKET,MOUNT,4-PRODUCER,INTD,EXIT,LW
4	06141078	BRACKET,MOUNT,4-PRODUCER,INTD,LASERWASH
5	06141186	BRACKET,OSC-MOTOR,SST,LW360,TANDEM
6	04580019	CIRCUIT-BOARD,OUTPUT,5-RELAY,6A
7	05050062	CLAMP,HOSE,#4,1/4-5/8,SST
8	05050063	CLAMP,HOSE,#52,2.75-3.75,SST
9	06160292	COVER,BISON-GEARMOTORS,BLACK,VINYL
10	36950-4.00	DIN-RAIL,35mmx4.00",AL
11	36950-7.50	DIN-RAIL,35mmx7.50",AL
12	36607	END PLATE,FRONT,4P,280-317,ORANGE
13	36606	END-PLATE,FRONT,2P,PLST,280-331
14	36650	END-STOP,6mm,PLST,GRAY,249-116
15	04110039	FUSE,7.5A,MINI,FAST-ACTING,AUTOMOTIVE
16	04110031	FUSE-HOLDER,AUTOMOTIVE,TERM-BLK
17	04110035	FUSE-HOLDER,END-PLATE,2P,MINI-AUTOMOTIVE
18	04120060	GEAR-MOTOR,1/8HP,22RPM,24VDC
19	11170121	LINKAGE,DRYER-OSCILLATION,11.5,LW/TANDEM
20	06180067	MOUNT,PIVOT,DRYER-OSCILLATION,SST
21	04110037	MSP, PHASE-SEPARATOR
22	04110026	MSP,COMB,BASE,32A,24VAC,TESYS-ULINE
23	71015-NCS	NUT,1/2-13,HEX,LOCK,SST
24	71011-NCS	NUT,1/4-20,HEX,LOCK,SST
25	71013-NCS	NUT,3/8-16,HEX,LOCK,SST
26	71012-HCS	NUT,5/16-18,HEX,SST
27	06240578	PLATE,MOUNT,LINK-ARM,SWINGAIR,AL
28	06240583	PLATE,SPACER,LINK-ARM,SWINGAIR,AL
29	04590020	RECTIFIER-BRIDGE,SILCONE,SINGLE-PH,35A
30	04050013	RELAY-DPST,24VAC-COIL,30A-RATED-CONTACTS
31	73604-TXCZ	SCREW,#8x.50,HHTEK,ZP
32	73606-TXCZ	SCREW,#8x.75,SHHTEK,ZP
33	70258-HCS	SCREW,1/2-13x1.75,HHCS,SST
34	70261-HCS	SCREW,1/2-13x2.50,HHCS,SST
35	70108-HCS	SCREW,1/4-20x.75,HHCS,SST
36	70110-HCS	SCREW,1/4-20x1.00,HHCS,SST
37	70111-HCS	SCREW,1/4-20x1.25,HHCS,SST
38	70108-HFS	SCREW,1/4-28x.75,HHCS,SST
39	70181-HCS	SCREW,3/8-16x1.25,HHCS,SST
40	70182-HCS	SCREW,3/8-16x1.50,HHCS,SST
41	05130038	STAND-OFF,CENTER-COVER,DRYER,TANDEM/LW
42	04100041	TERMINAL,END-PLATE,WAGO,2010-SER,3P,ORG
43	36506	TERMINAL-BLK,26-12GA,2P,PLST,280-601
44	36507	TERMINAL-BLK,26-14GA,4P,GRAY
45	04100040	TERMINAL-BLOCK,WAGO,2010-SERIES,3P,GND
46	04100039	TERMINAL-BLOCK,WAGO,3P,8-20AWG,GRAY
47	04100082	TERMINAL-MARKER,OSCILLATOR,DRYER,LW
48	71515-FS	WASHER,1/2,FLAT,SST,MIL-SPEC
49	71511-FS	WASHER,1/4,FLAT,SST
50	71513-FS	WASHER,3/8,FLAT,1-OD,.083THK,SST

PICTORIAL PARTS CATALOG		
DESCRIPTION: INTEGRATED SWINGAIR DRYER		
DWG. NO. 09040156	REV 04	SHEET 1 OF 6
 		
VEHICLE WASH SYSTEMS <small>PART OF OPW A DOVER COMPANY</small>		



OSCILLATING MOTOR MOUNTING BRACKET



PRODUCER MOUNTING CHANNEL

PICTORIAL PARTS CATALOG

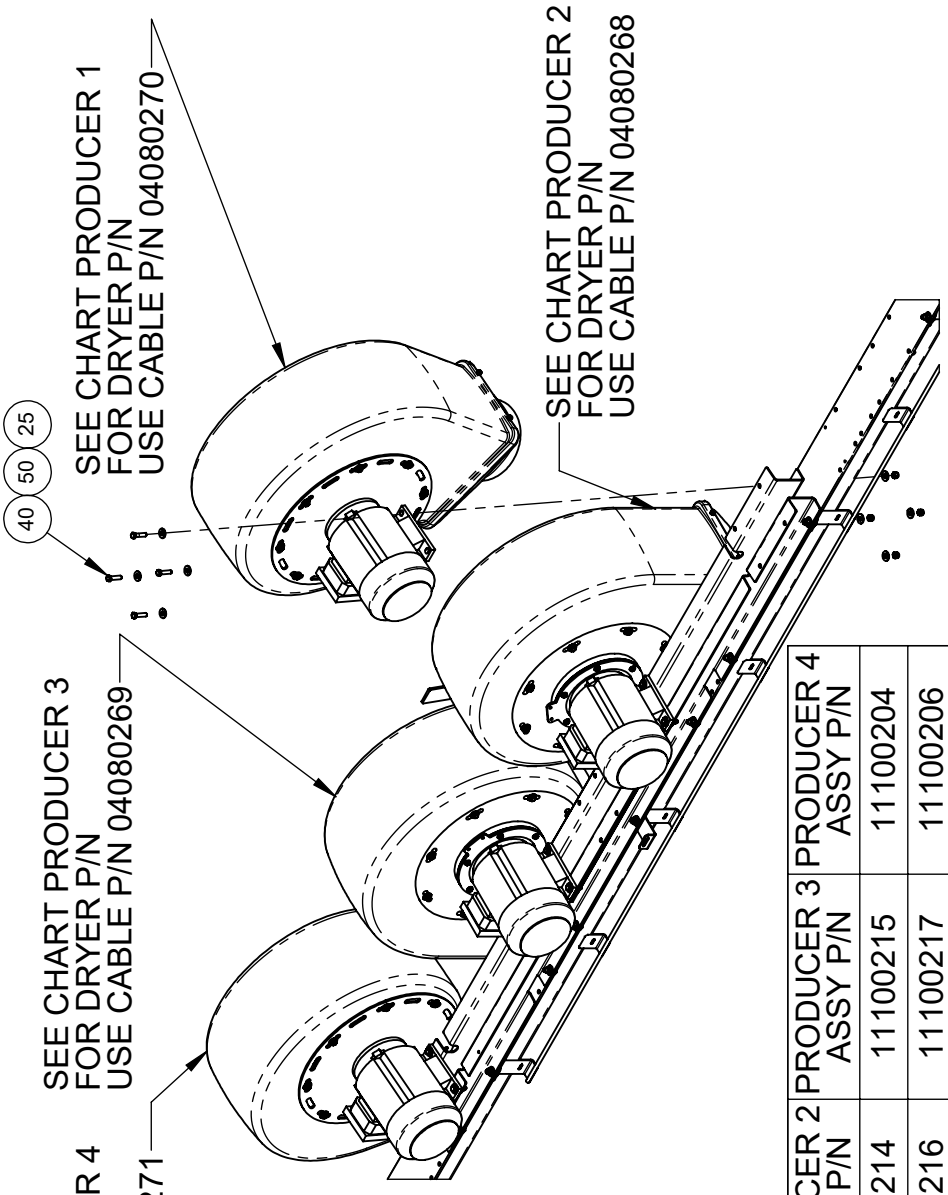
DESCRIPTION:
INTEGRATED SWINGAIR DRYER

DWG. NO.	REV	SHEET
09040156	04	2 OF 6



PDQ
VEHICLE WASH SYSTEMS

PART OF OPW
A DOWNEY COMPANY



MODEL #	VOLTAGE	PRODUCER 1 ASSY P/N	PRODUCER 2 ASSY P/N	PRODUCER 3 ASSY P/N	PRODUCER 4 ASSY P/N
09040135	208/230V-60HZ	11100205	11100214	11100215	11100204
09040136	380V-50HZ	11100207	11100216	11100217	11100206
09040137	460V-60HZ	11100209	11100218	11100219	11100208
09040138	575V 60HZ	11100211	11100220	11100221	11100210
09040139	220V-50HZ	11100213	11100222	11100223	11100212
09040140	380V 60HZ	11100209	11100218	11100219	11100208
2 PRODUCER MODEL WILL NOT USE OUTSIDE DRYER # 1 & 4					
09040141	208/230V-60HZ	N/A	11100214	11100215	N/A
09040142	380V-50HZ	N/A	11100216	11100217	N/A
09040143	460V-60HZ	N/A	11100218	11100219	N/A
09040144	575V 60HZ	N/A	11100220	11100221	N/A
09040145	220V-50HZ	N/A	11100222	11100223	N/A
09040146	380V 60HZ	N/A	11100218	11100219	N/A

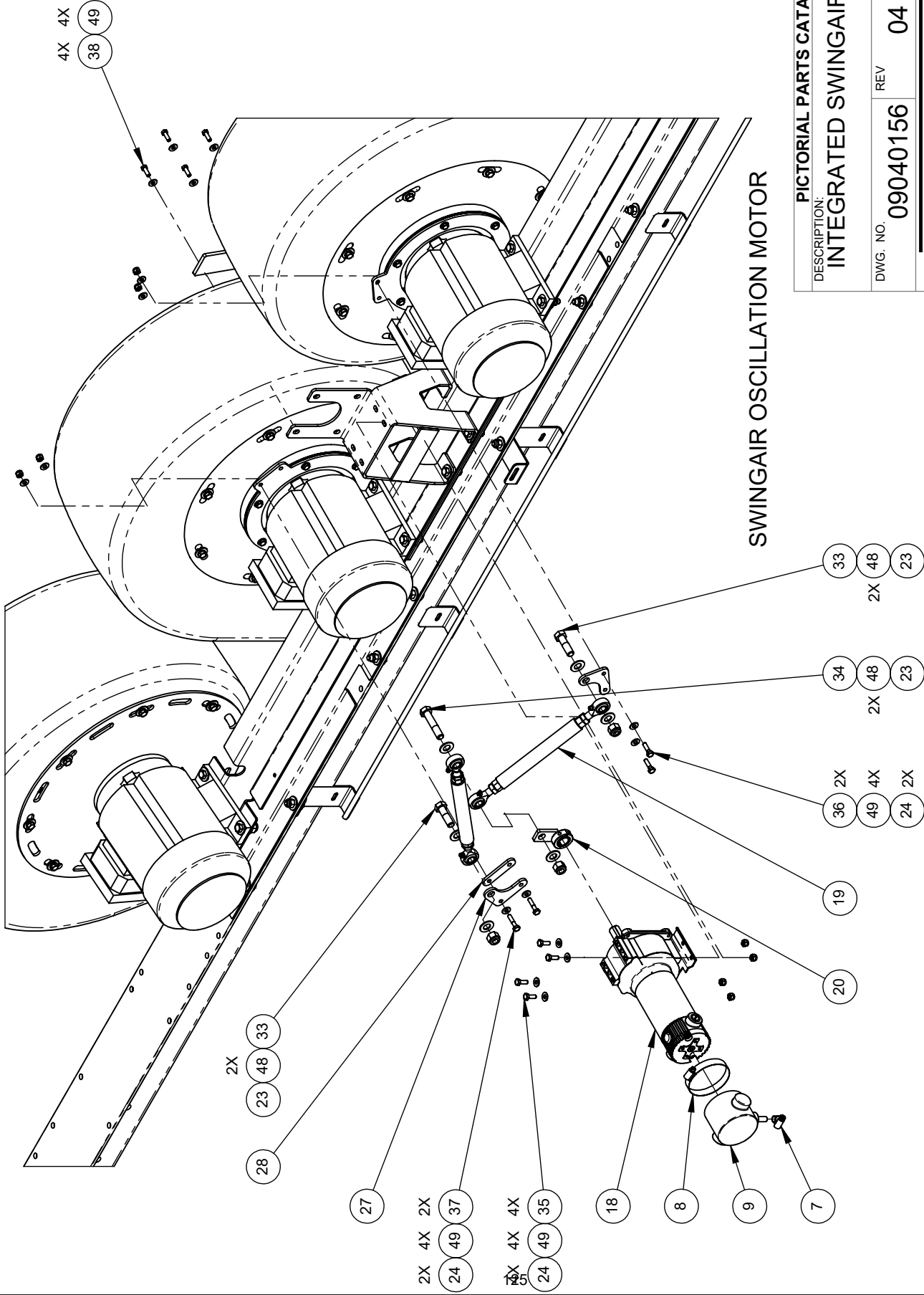
PICTORIAL PARTS CATALOG

DESCRIPTION:
INTEGRATED SWINGAIR DRYER

DWG. NO. 09040156 REV 04 SHEET 3 OF 6

THIS DRAWING AND THE INFORMATION THEREIN IS THE SOLE PROPERTY OF PDQ MANUFACTURING, INC. AND CANNOT BE COPIED OR DISCLOSED WITHOUT THE WRITTEN CONSENT OF PDQ MANUFACTURING, INC.

CONFIDENTIAL



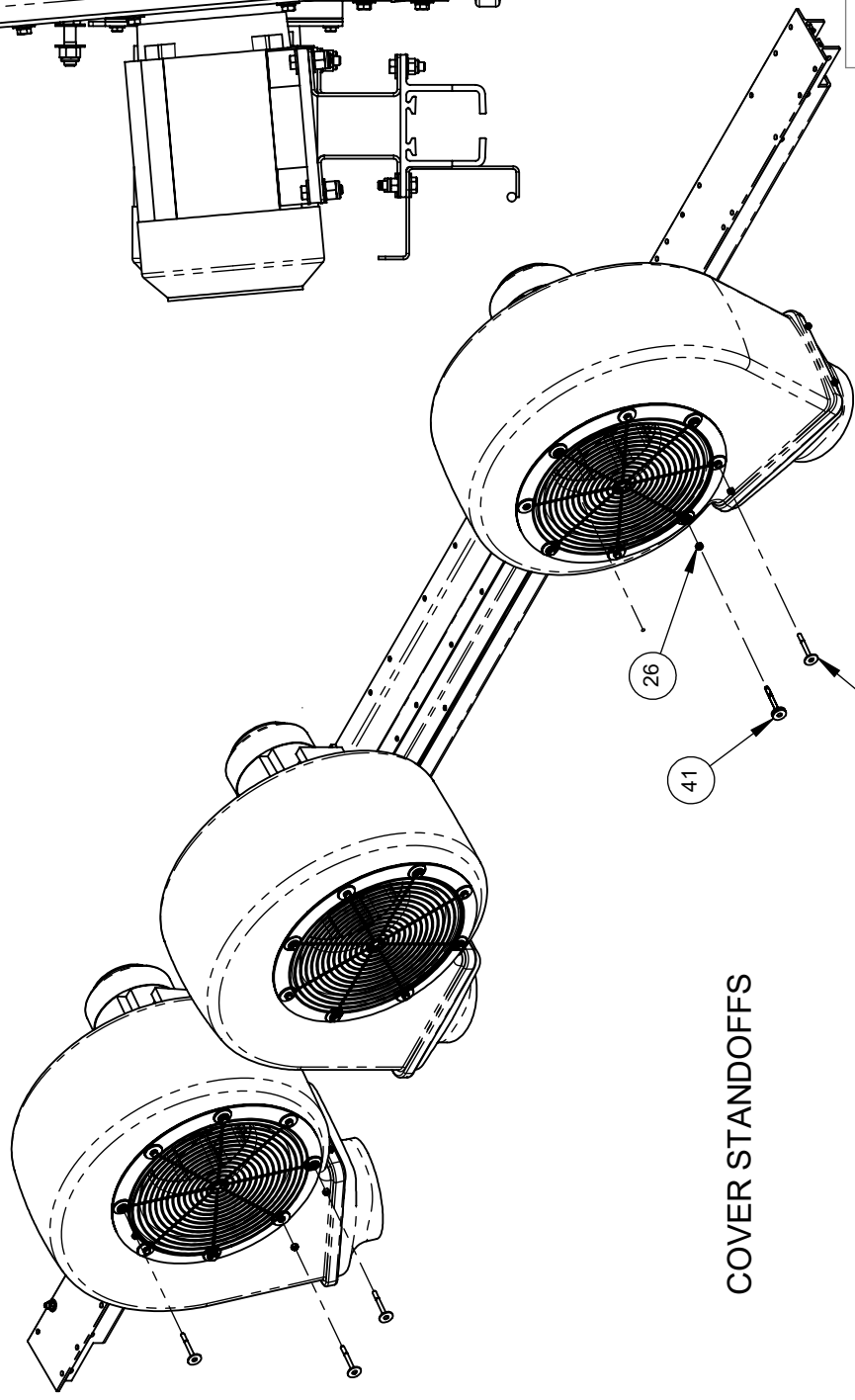
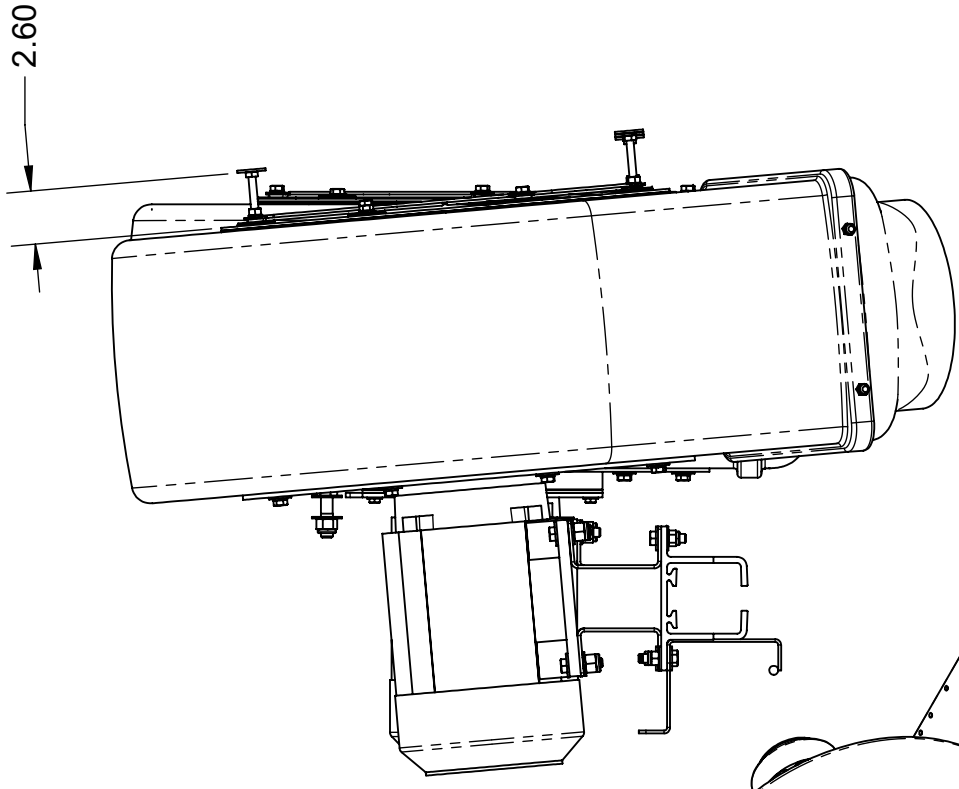
SWINGAIR OSCILLATION MOTOR

PICTORIAL PARTS CATALOG DESCRIPTION: INTEGRATED SWINGAIR DRYER		
DWG. NO.	REV	SHEET
09040156	04	4 OF 6



PDQ
VEHICLE WASH SYSTEMS
PART OF OPW
A DOVER COMPANY

THIS DRAWING AND THE INFORMATION THEREIN IS THE SOLE PROPERTY OF PDQ MANUFACTURING, INC. AND CANNOT BE COPIED OR DISCLOSED WITHOUT THE WRITTEN CONSENT OF PDQ MANUFACTURING, INC.



COVER STANDOFFS

REPLACING EXISTING HARDWARE AND SET SPACING AS SHOWN

PICTORIAL PARTS CATALOG
 DESCRIPTION:
INTEGRATED SWINGAIR DRYER

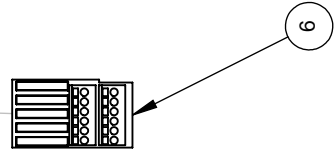
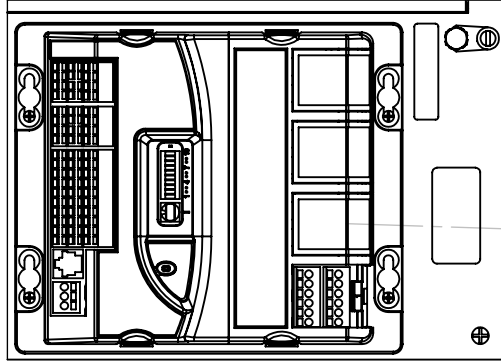
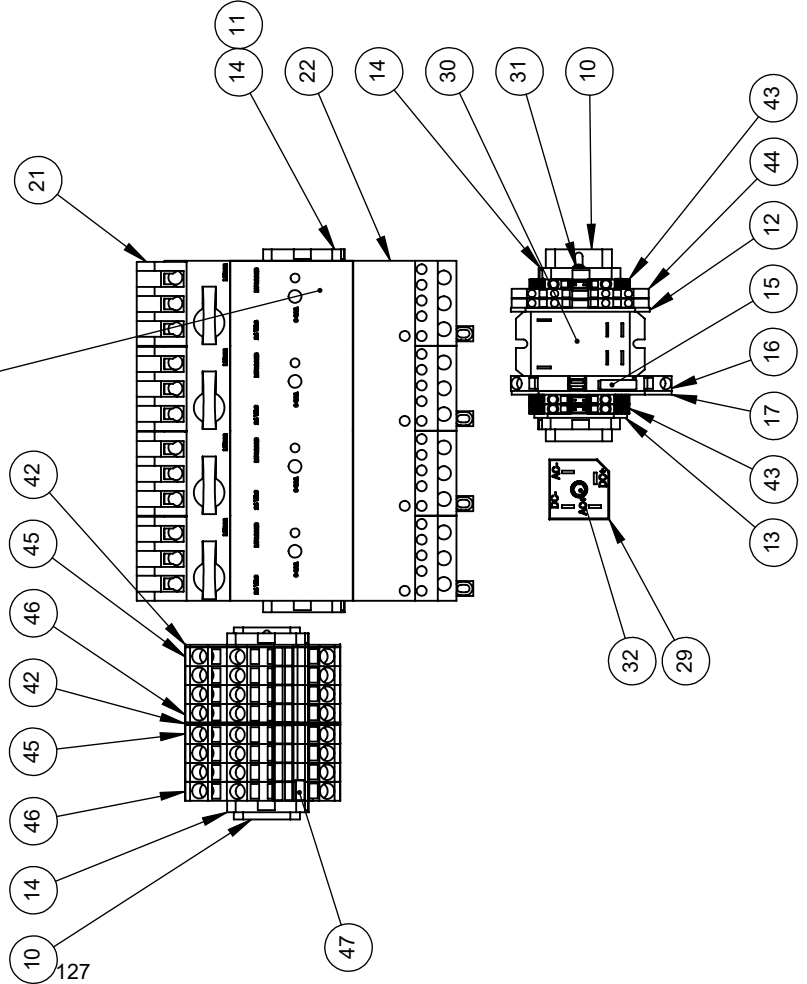
DWG. NO.	REV	SHEET
09040156	04	5 OF 6



MSP MODULE TABLE

4-PRODUCER MODEL #	2-PRODUCER MODEL #	VOLTAGE	MSP P/N	MSP AMP SETTING
09040135	09040141	208/230V-60HZ	04110027	22.0
09040136	09040142	380V-50HZ	04110047	6.8
09040137	09040143	460V-60HZ	04110027	10.3
09040138	09040144	575V 60HZ	04110027	8.3
09040139	09040145	220V-50HZ	04110027	11.8
09040140	09040146	380V 60HZ	04110027	12.5

SEE MSP MODULE TABLE



PICTORIAL PARTS CATALOG
 DESCRIPTION:
 INTEGRATED SWINGAIR DRYER

DWG. NO. 09040156 REV 04 SHEET 6 OF 6



PDQ
 VEHICLE WASH SYSTEMS

PART OF OPW
 A DOWNEY COMPANY

PRODUCER PART NO.	VOLTAGE	IMPELLER ROTATION	MOTOR-IMPELLER PART NO.
11100204	208-230V,60HZ	CCW	11100182
11100205	208-230V,60HZ	CW	11100181
11100206	380V,50HZ	CW	11100185
11100207	380V,50HZ	CCW	11100186
11100208	380/460V,60HZ	CW	11100265
11100209	380/460V,60HZ	CCW	11100266
11100210	575V,60HZ	CW	11100183
11100211	575V,60HZ	CCW	11100184
11100212	220V,50HZ	CW	11100309
11100213	220V,50HZ	CCW	11100310

NOTE:

1. ATTACH INLET CONE 11100327 TO HOUSING. MAKE SURE INLET CONE IS CENTERED INSIDE THE IMPELLER. SPIN IMPELLER TO VERIFY THAT THE INLET CONE IS NOT RUBBING AGAINST THE WHEEL.
2. MOTOR -IMPELLER ASSEMBLY MUST BE REPLACED AS A UNIT AND BE FACTORY BALANCED WHEN ASSEMBLED.

PICTORIAL PARTS CATALOG

DESCRIPTION:
**INTEGRATED DRYER-SWINGAIR
 OUTER PRODUCERS**

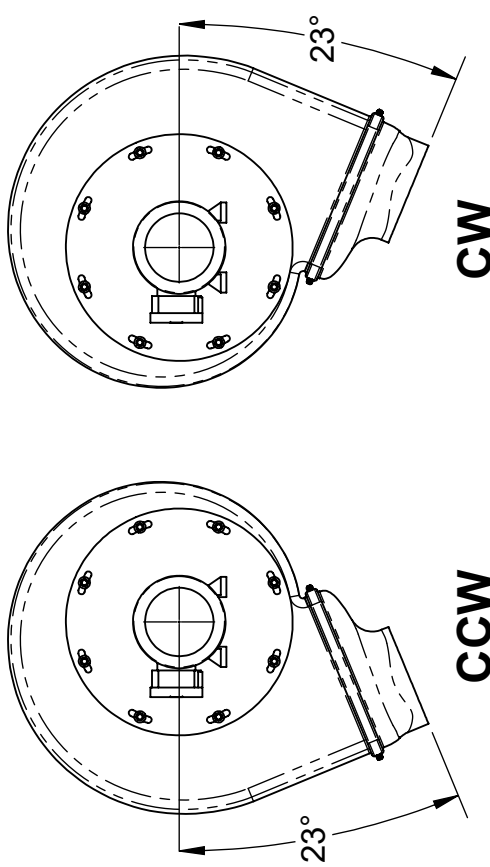
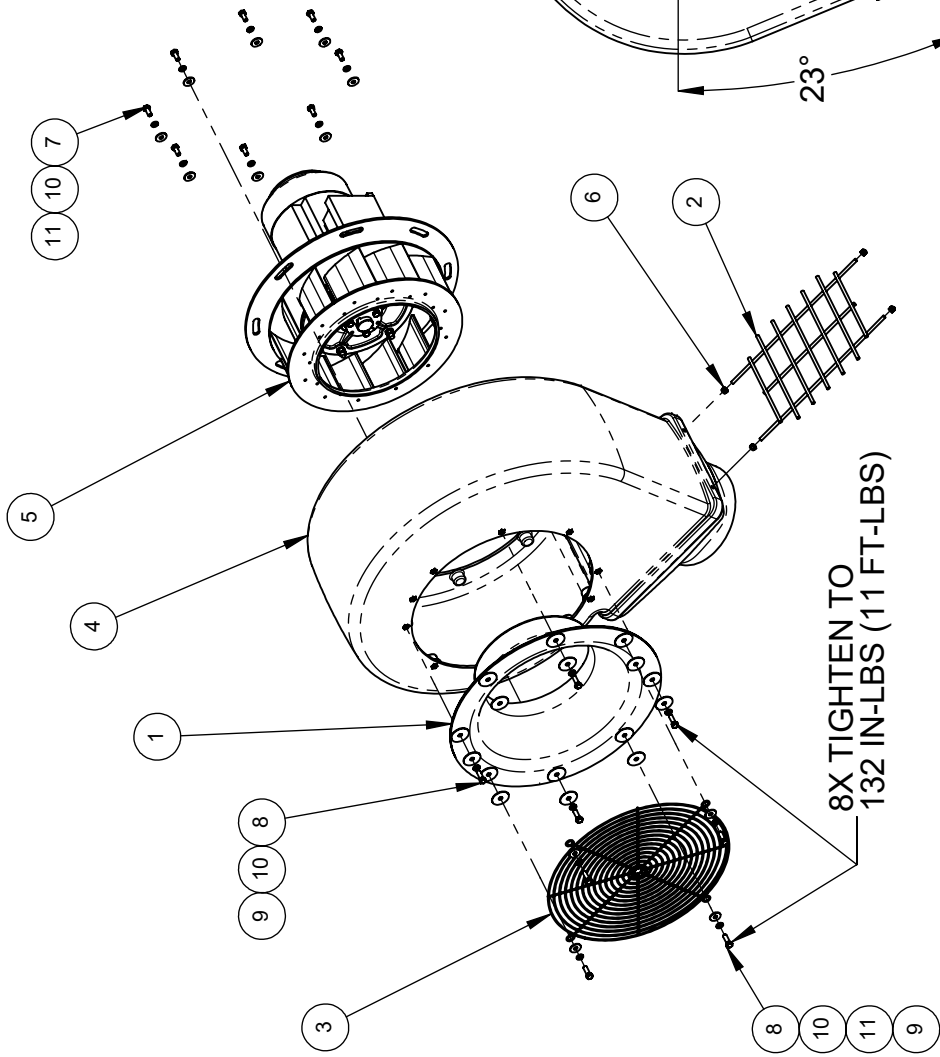
DWG. NO. 11100187 REV 07 SHEET 1 OF 2



VEHICLE WASH SYSTEMS

PART OF OPW  COMPANY

ITEM	PART #	DESCRIPTION
1	11100327	DRYER, INLET-CONE, W/GASKET
2	06160195	GUARD, DISCHARGE-SCREEN, DRYER, SST
3	06160237	GUARD, INLET-SCREEN, DRYER, WIRE, SST
4	06050062	HOUSING, BLOWER, INTD, DARK-BLUE
5	SEE TABLE	DRYER, MTR-IMP, 208/230V, 60HZ, CW, ANGL., HRZ
6	71011-NCS	NUT, 1/4-20, HEX, LOCK, SST
7	70143-HCS	SCREW, 5/16-18x.75, HHCS, SST
8	70145-HCS	SCREW, 5/16-18x1.00, HHCS, SST
9	05030075	WASHER, 5/16, FENDER, 1.500D., .062THK., SST
10	71512-LS	WASHER, 5/16, LOCK, SST
11	05030018	WASHER, M8, FENDER, SST



**COUNTER CLOCKWISE (CCW)
ASSEMBLY SHOWN**

NOTE:

1. ATTACH INLET CONE 11100327 TO HOUSING. MAKE SURE INLET CONE IS CENTERED INSIDE THE IMPELLER. SPIN IMPELLER TO VERIFY THAT THE INLET CONE IS NOT RUBBING AGAINST THE WHEEL. MOTOR -IMPELLER ASSEMBLY MUST BE REPLACED AS A UNIT AND BE FACTORY BALANCED WHEN ASSEMBLED.
- 2.

PICTORIAL PARTS CATALOG

DESCRIPTION:
**INTEGRATED DRYER-SWINGAIR
OUTER PRODUCERS**

DWG. NO. 11100187 REV 07 SHEET 2 OF 2

PDQ
VEHICLE WASH SYSTEMS

PART OF OPW
ADDER COMPANY

PRODUCER PART NO.	VOLTAGE	IMPELLER ROTATION	MOTOR-IMPELLER PART NO.
11100214	208-230V,60HZ	CW	11100225
11100215	208-230V,60HZ	CCW	11100224
11100216	400V,50HZ	CW	11100228
11100217	400V,50HZ	CCW	11100229
11100218	400-460V,60HZ	CW	11100269
11100219	400-460V,60HZ	CCW	11100270
11100220	575V,60HZ	CW	11100226
11100221	575V,60HZ	CCW	11100227
11100222	220V,50HZ	CW	11100228
11100223	220V,50HZ	CCW	11100229

NOTE:

1. ATTACH INLET CONE 11100327 TO HOUSING. MAKE SURE INLET CONE IS CENTERED INSIDE THE IMPELLER. SPIN IMPELLER TO VERIFY THAT THE INLET CONE IS NOT RUBBING AGAINST THE WHEEL.
2. MOTOR -IMPELLER ASSEMBLY MUST BE REPLACED AS A UNIT AND BE FACTORY BALANCED WHEN ASSEMBLED.

PICTORIAL PARTS CATALOG

DESCRIPTION:

**INTEGRATED DRYER OSCILLATING
INNER PRODUCER ASSEMBLY**

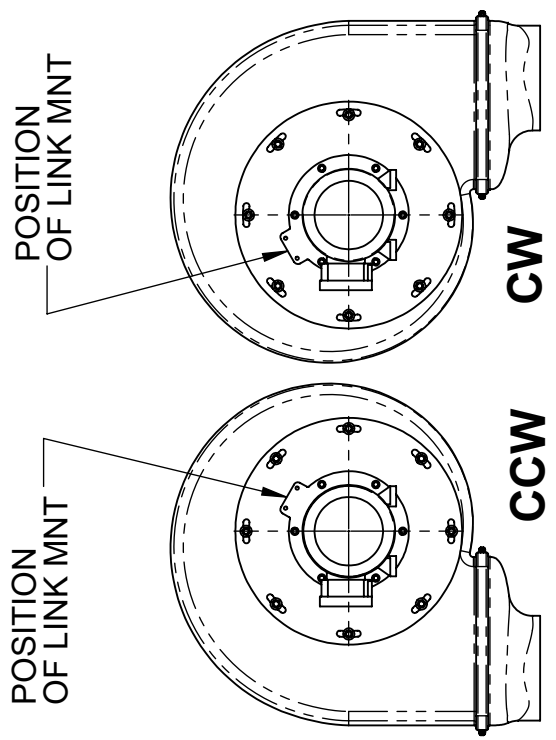
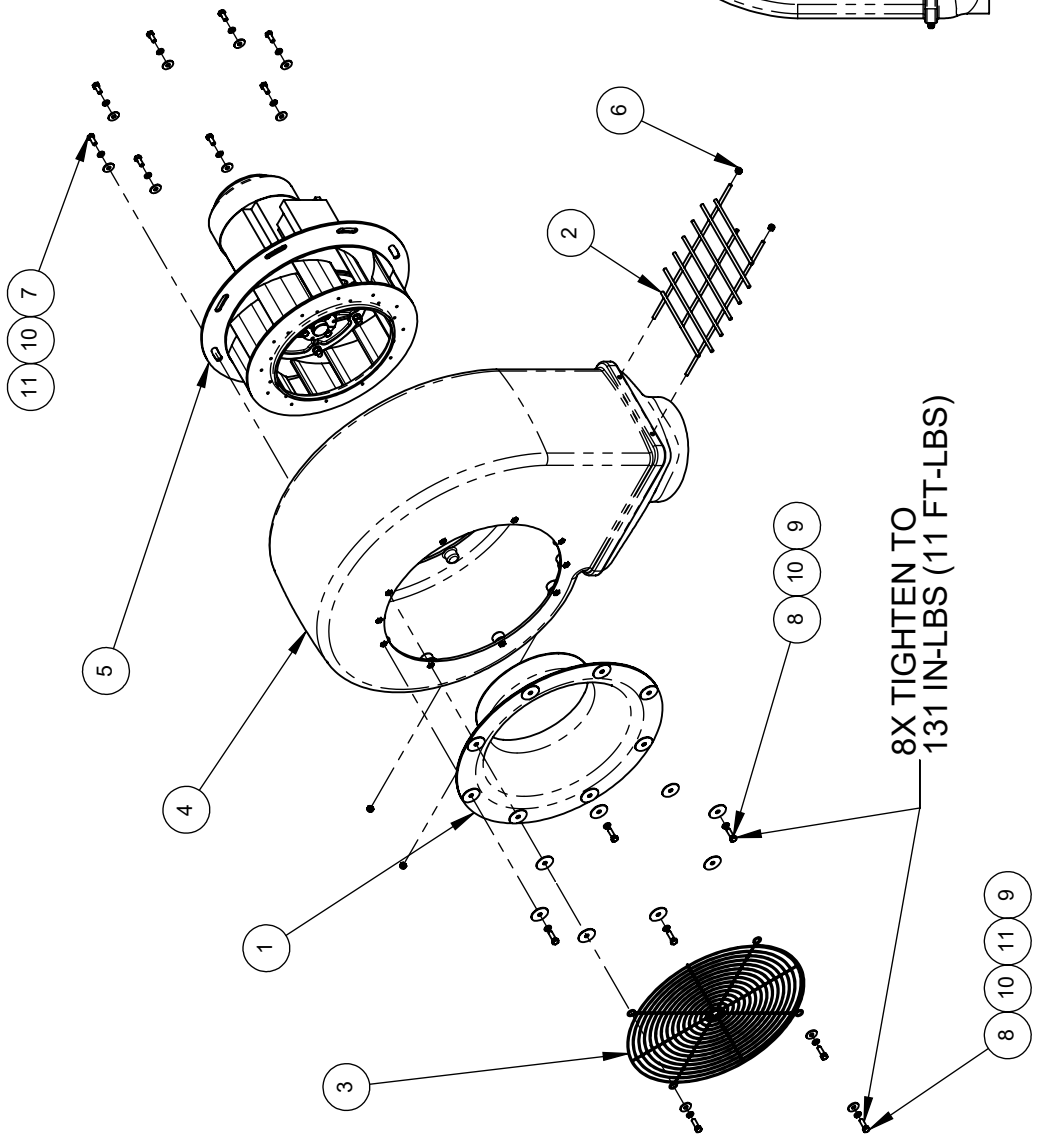
DWG. NO. 11100173 REV 13 SHEET 1 OF 2



VEHICLE WASH SYSTEMS

PART OF OPW  COMPANY

ITEM	PART #	DESCRIPTION
1	11100327	DRYER, INLET-CONE, W/GASKET
2	06160195	GUARD, DISCHARGE-SCREEN, DRYER, SST
3	06160237	GUARD, INLET-SCREEN, DRYER, WIRE, SST
4	06050062	HOUSING, BLOWER, INTD, DARK-BLUE
5	SEE TABLE	MOTOR-IMPELLER
6	71011-NCS	NUT, 1/4-20, HEX, LOCK, SST
7	70143-HCS	SCREW, 5/16-18x.75, HHCS, SST
8	70145-HCS	SCREW, 5/16-18x1.00, HHCS, SST
9	05030075	WASHER, 5/16, FENDER, 1.500D, .062THK, SST
10	71512-LS	WASHER, 5/16, LOCK, SST
11	05030018	WASHER, M8, FENDER, SST



NOTE:

1. ATTACH INLET CONE 11100327 TO HOUSING. MAKE SURE INLET CONE IS CENTERED INSIDE THE IMPELLER. SPIN IMPELLER TO VERIFY THAT THE INLET CONE IS NOT RUBBING AGAINST THE WHEEL.
2. MOTOR -IMPELLER ASSEMBLY MUST BE REPLACED AS A UNIT AND BE FACTORY BALANCED WHEN ASSEMBLED.

PICTORIAL PARTS CATALOG

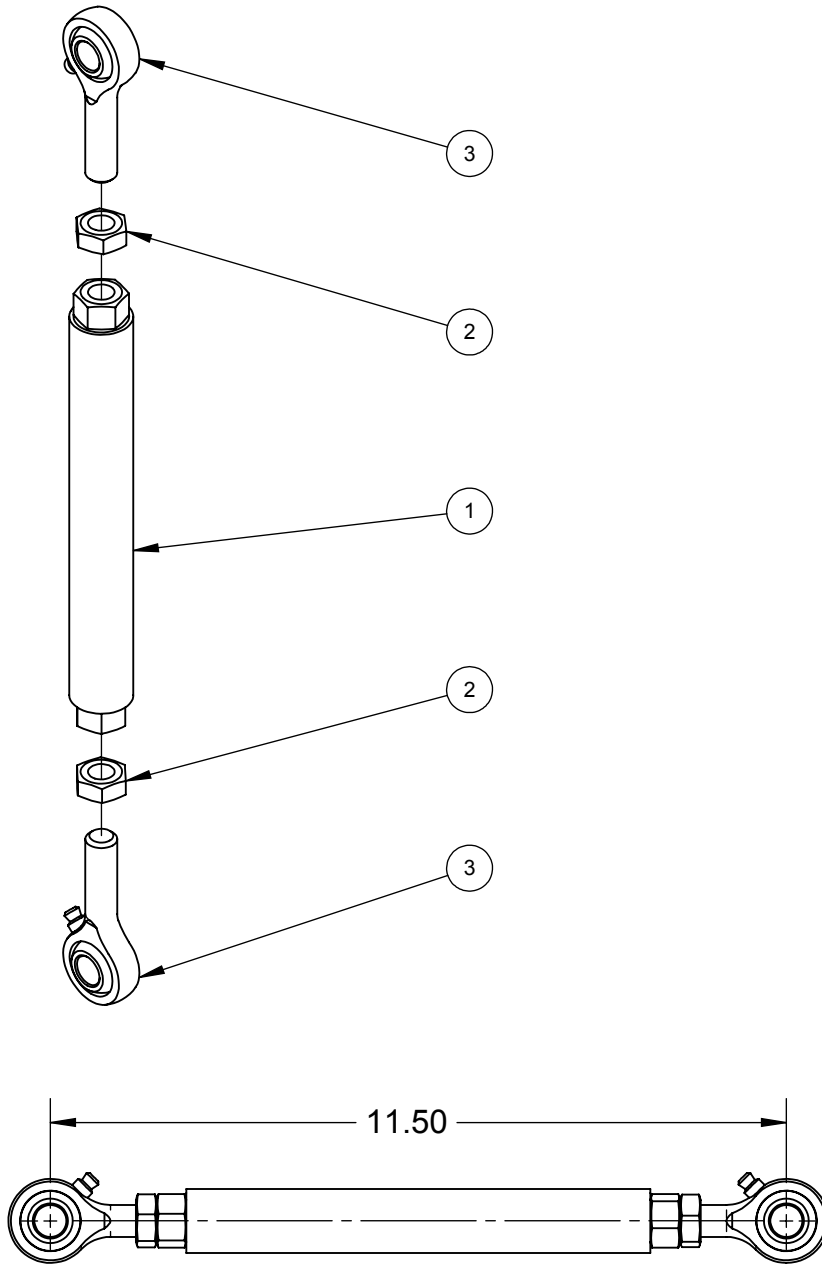
DESCRIPTION:
**INTEGRATED DRYER OSCILLATING
 INNER PRODUCER ASSEMBLY**

DWG. NO. 11100173 REV 13 SHEET 2 OF 2

PDQ
 VEHICLE WASH SYSTEMS

PART OF OPW
 A DOWNEY COMPANY

ITEM	PART #	DESCRIPTION
1	06190158	ARM, DRYER-OSCILLATION, 11.5, LW/TANDEM
2	71015-JFS	NUT, 1/2-20, HEX, JAM, SST
3	05120046	ROD-END, .50, 1/2-20UNC, MALE, ZINC-PLTD, GRS



PICTORIAL PARTS CATALOG

DESCRIPTION:
OSCILLATING DRYER LINK

DWG. NO.	REV	SHEET
11170121	00	1 OF 1

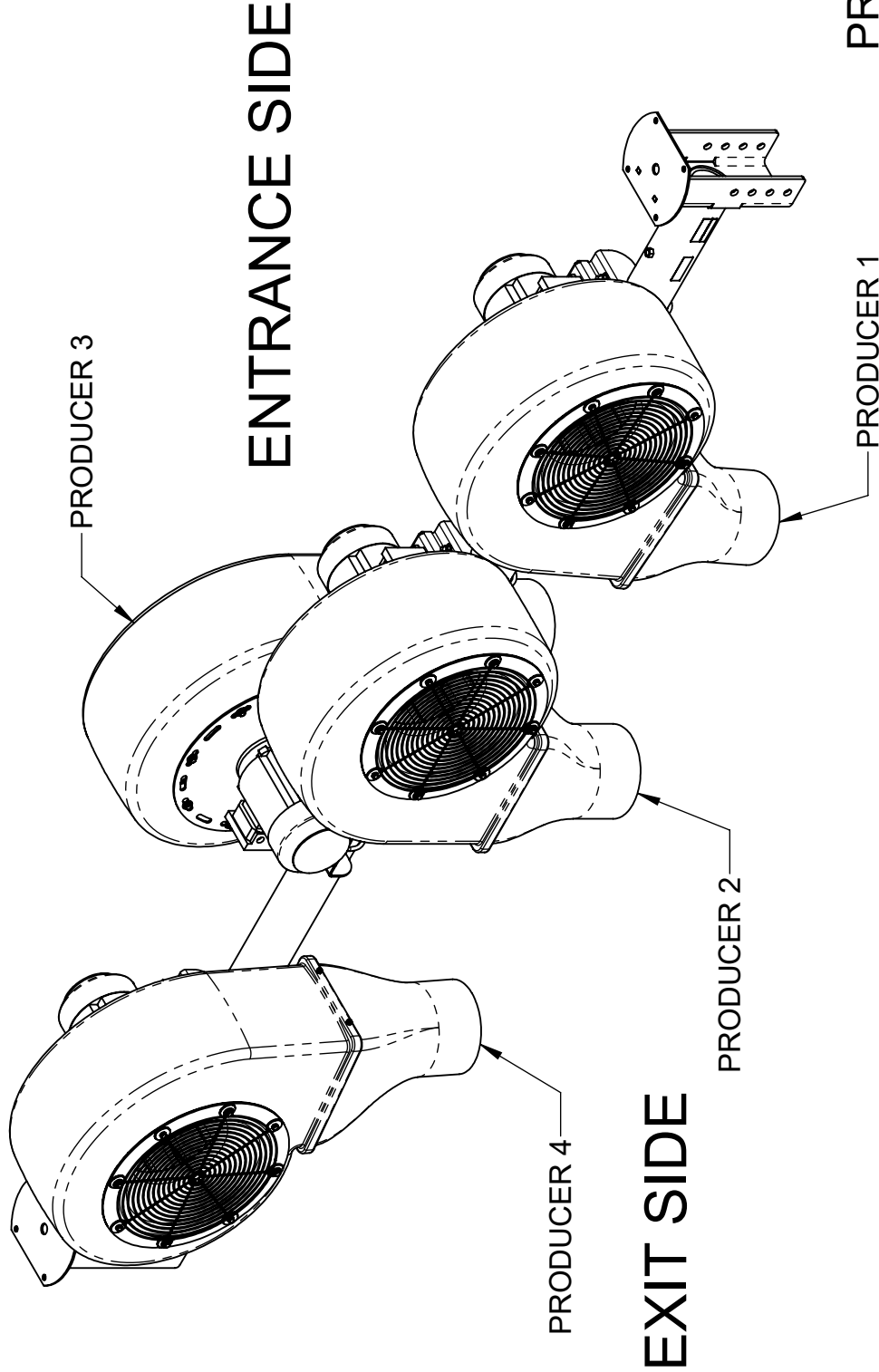


VEHICLE WASH SYSTEMS

PART OF OPW DOVER COMPANY

PROTOUCH ***TANDEM***

Stand Alone Dryer



PRODUCERS

PICTORIAL PARTS CATALOG

DESCRIPTION: **STAND ALONE DRYER**

DWG. NO. **09040176** REV **04** SHEET **1 OF 2**

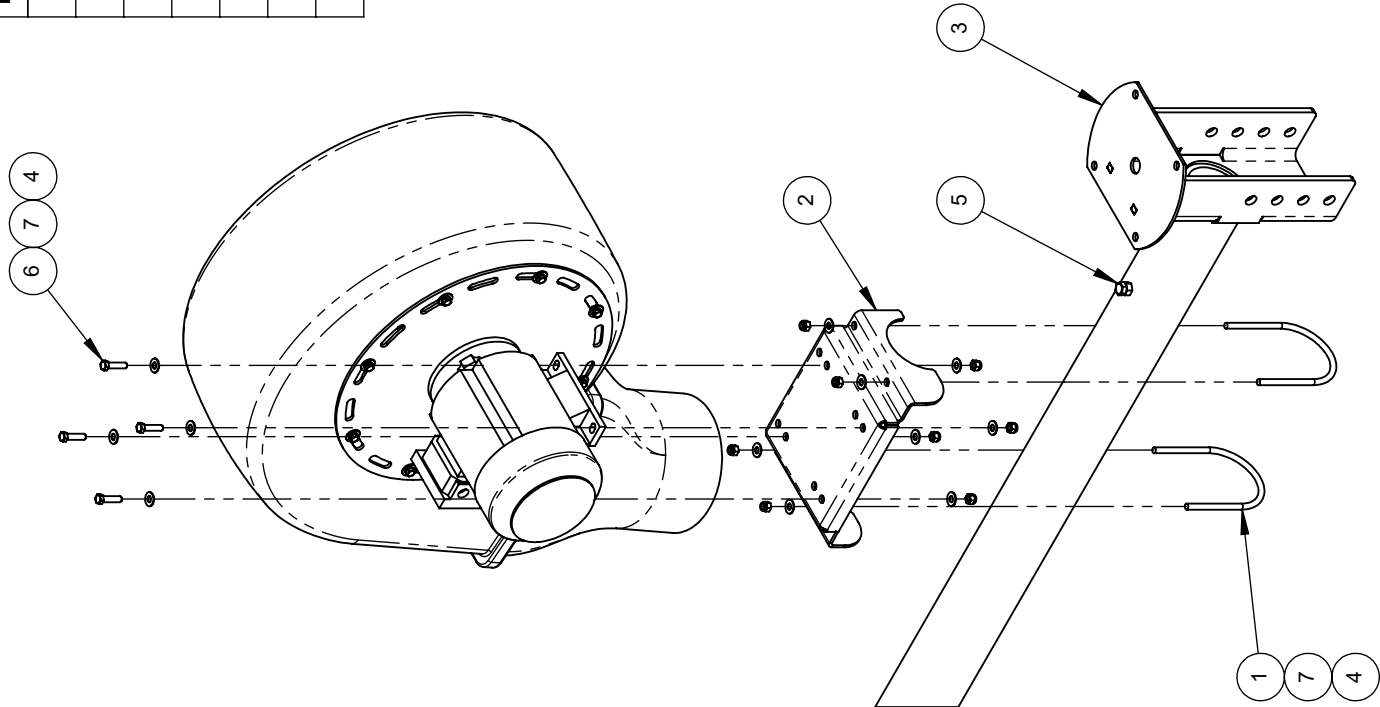
PDQ
VEHICLE WASH SYSTEMS

PART OF OPW A DOVER COMPANY

MODEL #	DRYER SUPPLY POWER	PRODUCER 1-3 PART NUMBER	PRODUCER 4 PART NUMBER
09040022	208/230V - 60HZ	11100084	11100085
09040025	575V - 60HZ	11100086	11100087
09040035	380V - 50HZ	11100095	11100096
09040177	380/460V - 60HZ	11100261	11100262
09040210	220V - 50HZ	11100307	11100308

ITEM	PART #	DESCRIPTION
1	05040184	BOLT, 3/8-16x6.5x4.61W, U-BOLT, SST
2	06140530	BRACKET, PRODUCER-MOUNT, SA, MA, LAFERT
3	06250136	FRAME, MTG-BEAM, DRYER, SA, MA
4	71013-NCS	NUT, 3/8-16, HEX, LOCK, SST
5	70256-HCS	SCREW, 1/2-13x1.25, HHCS, SST
6	70182-HCS	SCREW, 3/8-16x1.50, HHCS, SST
7	05030067	WASHER, 3/8, FLAT, 7/8-OD, .050THK, SST

PRODUCER MOUNTING



PICTORIAL PARTS CATALOG
 DESCRIPTION:
 STAND ALONE DRYER

DWG. NO. 09040176 REV 04 SHEET 2 OF 2



PRODUCER PART NO.	VOLTAGE	IMPELLER ROTATION	MOTOR-IMPELLER PART NO.
11100084	208/230V - 60HZ	CW	11100072
11100085	208/230V - 60HZ	CCW	11100073
11100086	575V - 60 HZ	CW	11100076
11100087	575V - 60 HZ	CCW	11100077
11100095	400V - 50HZ	CW	11100093
11100096	400V - 50HZ	CCW	11100099
11100261	400/460V - 60 HZ	CW	11100257
11100262	400/460V - 60 HZ	CCW	11100258
11100307	220V - 50HZ	CW	11100304
11100308	220V - 50HZ	CCW	11100305

NOTE:

1. ATTACH INLET CONE 11100327 TO HOUSING. MAKE SURE INLET CONE IS CENTERED INSIDE THE IMPELLER. SPIN IMPELLER TO VERIFY THAT THE INLET CONE IS NOT RUBBING AGAINST THE WHEEL.
MOTOR -IMPELLER ASSEMBLY MUST BE REPLACED AS A UNIT AND BE FACTORY BALANCED WHEN ASSEMBLED.
- 2.

PICTORIAL PARTS CATALOG

DESCRIPTION: **FIXED PRODUCER ASSEMBLY, STAND ALONE DRYER**

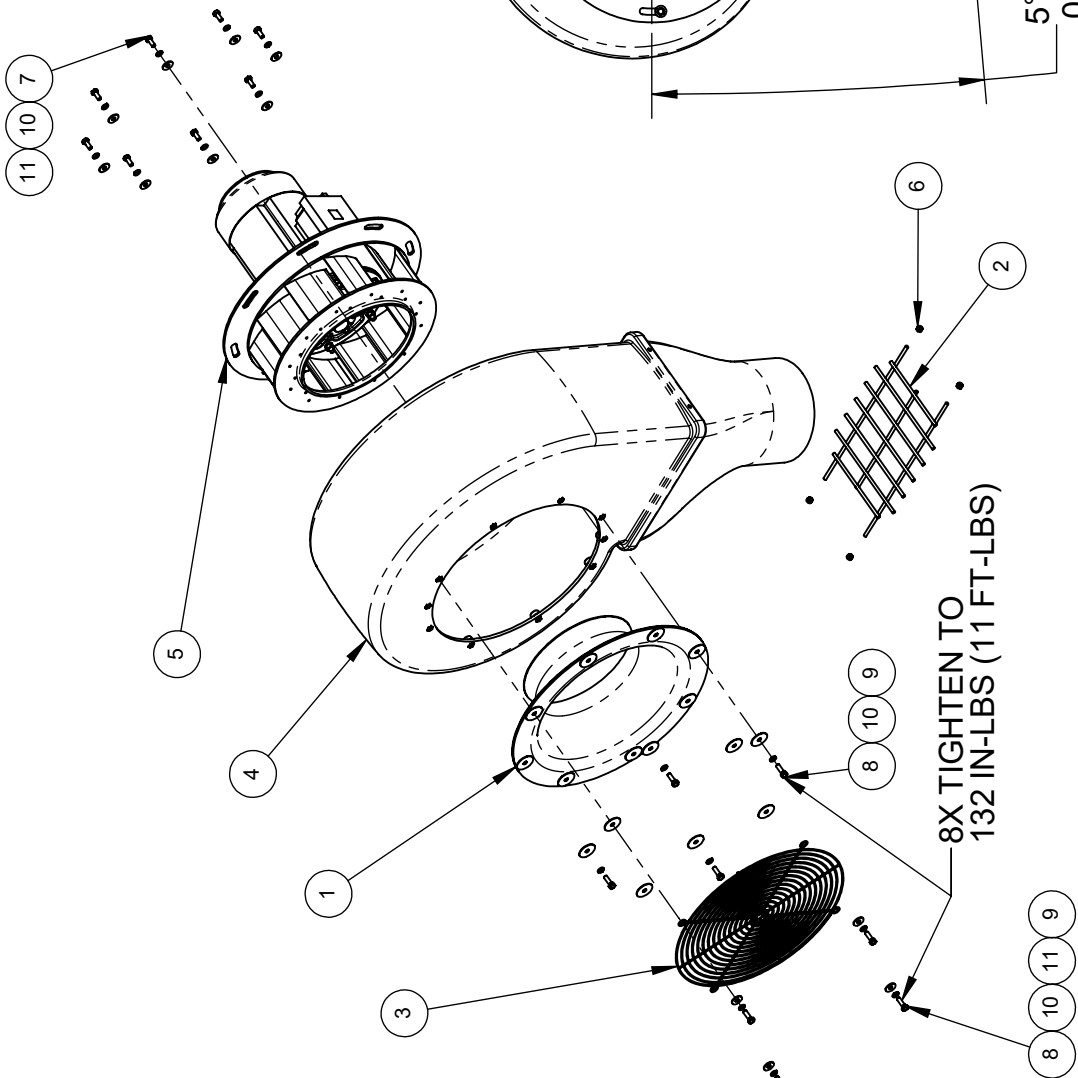
DWG. NO. **11100083** REV **08** SHEET **1 OF 2**

PDQ
VEHICLE WASH SYSTEMS

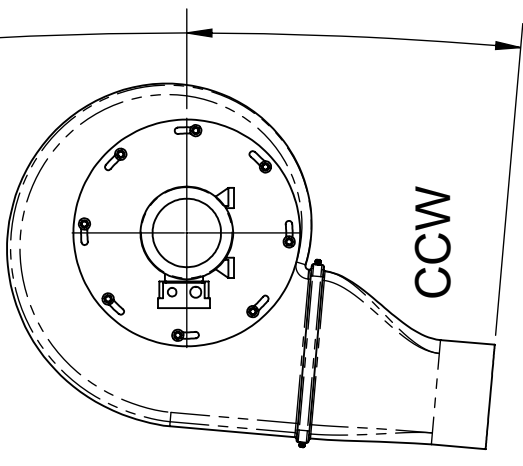


PART OF OPW
A DOVER COMPANY

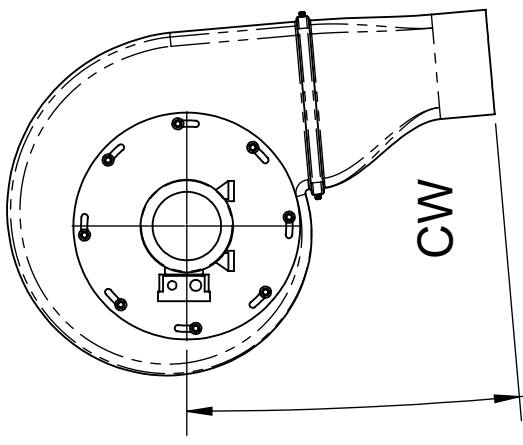
ITEM	PART #	DESCRIPTION
1	11100327	DRYER, INLET-CONE, W/GASKET
2	06160195	GUARD, DISCHARGE-SCREEN, DRYER, SST
3	06160237	GUARD, INLET-SCREEN, DRYER, WIRE, SST
4	06050065	HOUSING, BLOWER, SA, MAX-AIR, DARK-BLUE
5	SEE TABLE	MOTOR-IMPELLER
6	71011-NCS	NUT, 1/4-20, HEX, LOCK, SST
7	70143-HCS	SCREW, 5/16-18x.75, HHCS, SST
8	70145-HCS	SCREW, 5/16-18x1.00, HHCS, SST
9	05030075	WASHER, 5/16, FENDER, 1.500D, .062THK, SST
10	71512-LS	WASHER, 5/16, LOCK, SST
11	05030018	WASHER, M8, FENDER, SST



5° OUTER PRODUCERS
0° INNER PRODUCERS



5° OUTER PRODUCERS
0° INNER PRODUCERS



**COUNTER CLOCKWISE (CCW)
ASSEMBLY SHOWN**

- NOTE:
- ATTACH INLET CONE 11100327 TO HOUSING. MAKE SURE INLET CONE IS CENTERED INSIDE THE IMPELLER. SPIN IMPELLER TO VERIFY THAT THE INLET CONE IS NOT RUBBING AGAINST THE WHEEL.
 - MOTOR -IMPELLER ASSEMBLY MUST BE REPLACED AS A UNIT AND BE FACTORY BALANCED WHEN ASSEMBLED.

PICTORIAL PARTS CATALOG

DESCRIPTION: FIXED PRODUCER ASSEMBLY, STAND ALONE DRYER

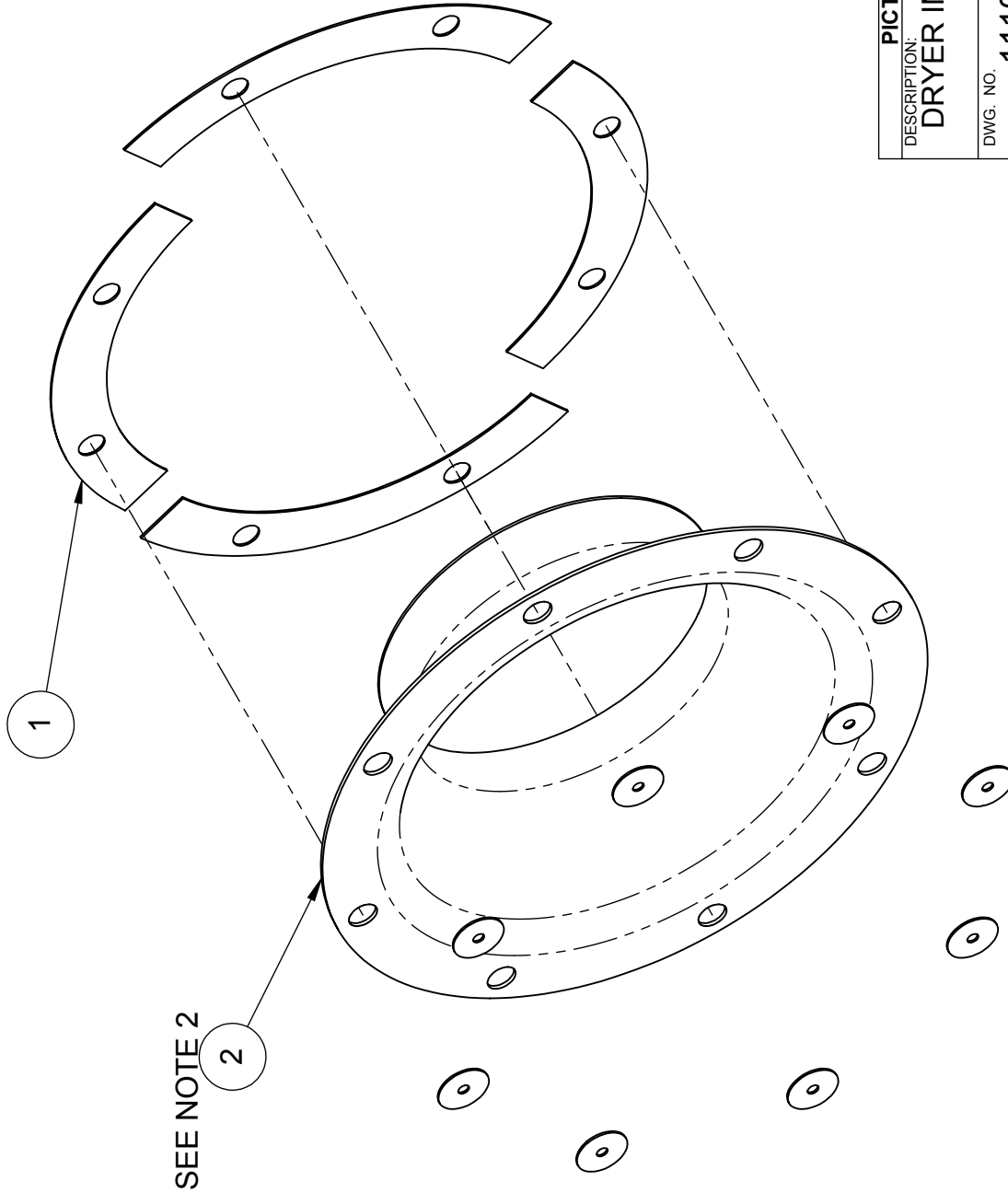
DWG. NO. 11100083 REV 08 SHEET 2 OF 2

VEHICLE WASH SYSTEMS

PART OF OPW ADVOVER COMPANY

ITEM	PART #	DESCRIPTION
1	06070072	GASKET, DRYER, INLET-CONE, 0.063, NPRN-60-DURO
2	06050043	INLET-CONE, MAXAIR, GH, ALUMINIUM
3	06070073	GASKET, DRYER, WASHER, 0.063, NPRN-60-DURO

SEE NOTE 1



SEE NOTE 2

PICTORIAL PARTS CATALOG

DESCRIPTION:
DRYER INLET CONE ASSEMBLY

DWG. NO.	REV	SHEET
11100327	01	1 OF 1

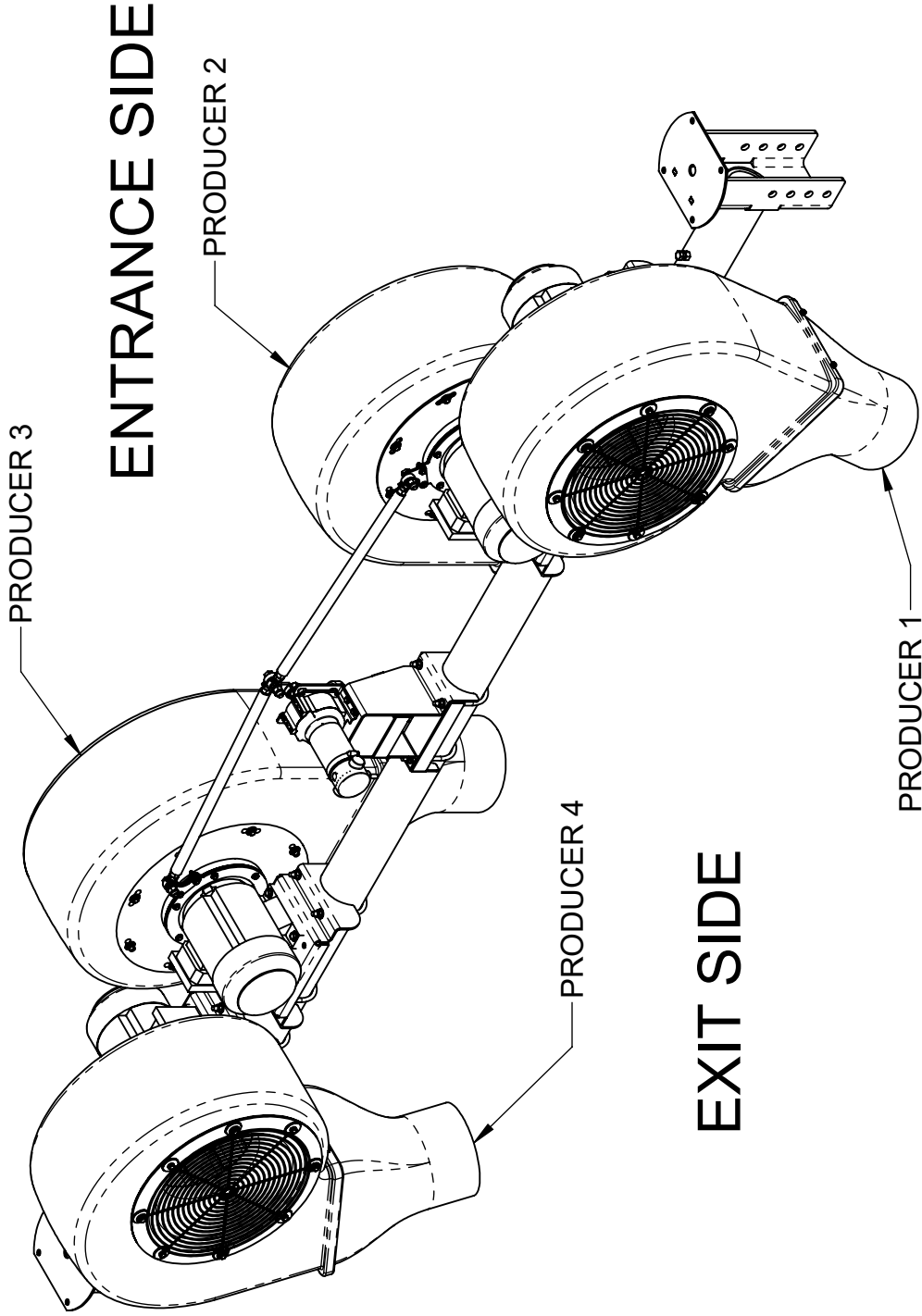


VEHICLE WASH SYSTEMS

PART OF OPW A DOVER COMPANY

NOTE:

1. GASKET P/N 06070072 SUPPLIED ATTACHED TO INLET CONE
2. GASKET P/N 06070073 SUPPLIED LOOSE TO BE INSTALLED IN FIELD



PICTORIAL PARTS CATALOG

DESCRIPTION:
STAND ALONE DRYER-SWINGAIR

DWG. NO. 09040133 REV 10 SHEET 1 OF 5



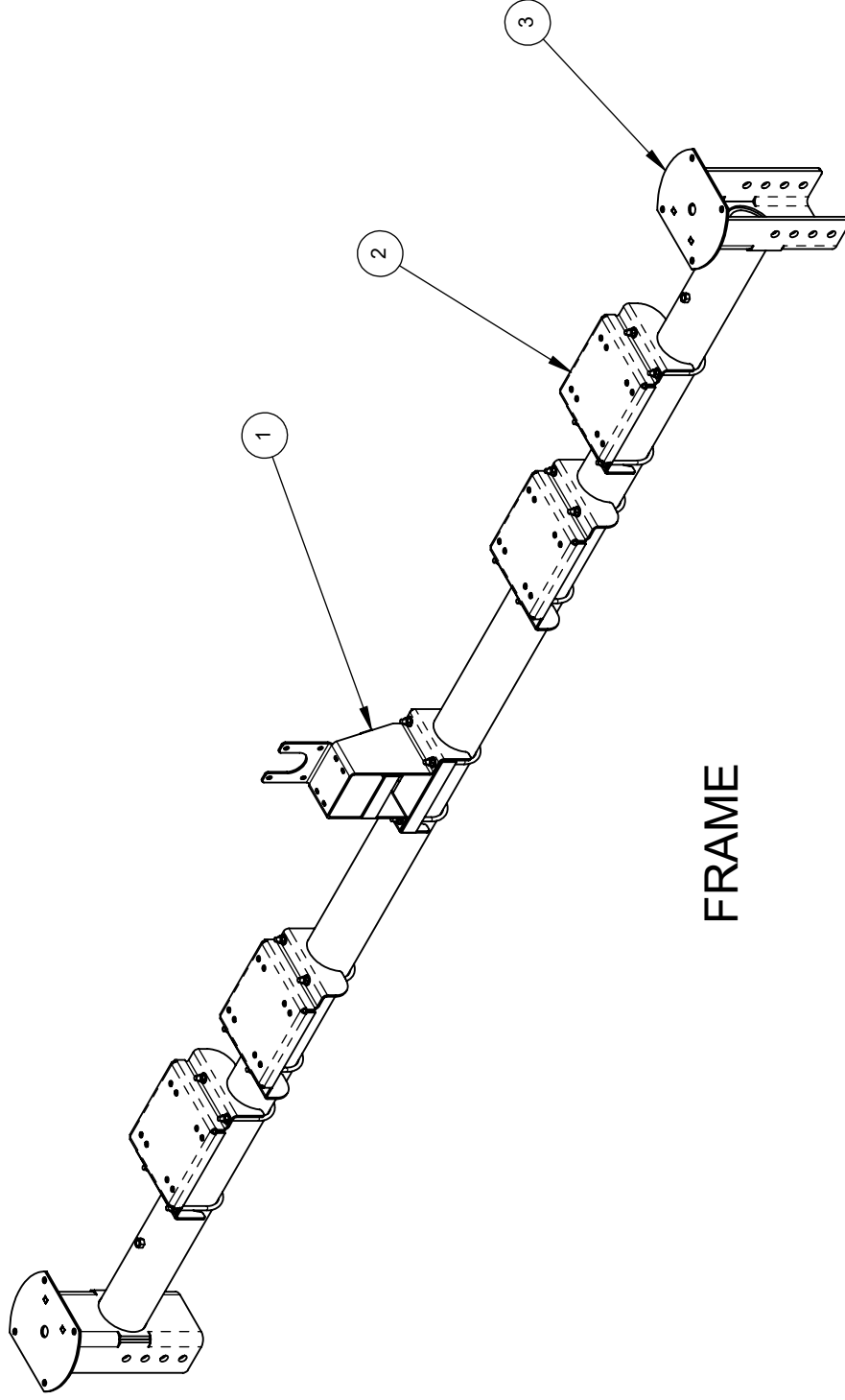
PDQ
VEHICLE WASH SYSTEMS

PART OF OPW
A DOVER COMPANY

MODEL #	DRYER SUPPLY VOLTAGE	PRODUCER 1 ASSY P/N	PRODUCER 2 ASSY P/N	PRODUCER 3 ASSY P/N	PRODUCER 4 ASSY P/N
09040147	575V - 60HZ	11100191	11100177	11100176	11100190
09040148	380V - 50HZ	11100193	11100179	11100178	11100192
09040149	208/230V - 60HZ	11100189	11100175	11100174	11100188
09040180	380/460V - 60HZ	11100268	11100272	11100271	11100267
09040211	220V - 50HZ	11100314	11100312	11100311	11100313

THIS DRAWING AND THE INFORMATION THEREIN IS THE SOLE PROPERTY OF PDQ MANUFACTURING, INC. AND CANNOT BE COPIED OR DISCLOSED WITHOUT THE WRITTEN CONSENT OF PDQ MANUFACTURING, INC.

ITEM	PART #	DESCRIPTION
1	06141196	BRACKET,OSC-MOTOR,SST,STAND-ALONE
2	06140530	BRACKET,PRODUCER-MOUNT,SA,MA,LAFERT
3	06250136	FRAME,MTG-BEAM,DRYER,SA,MA



FRAME

PICTORIAL PARTS CATALOG

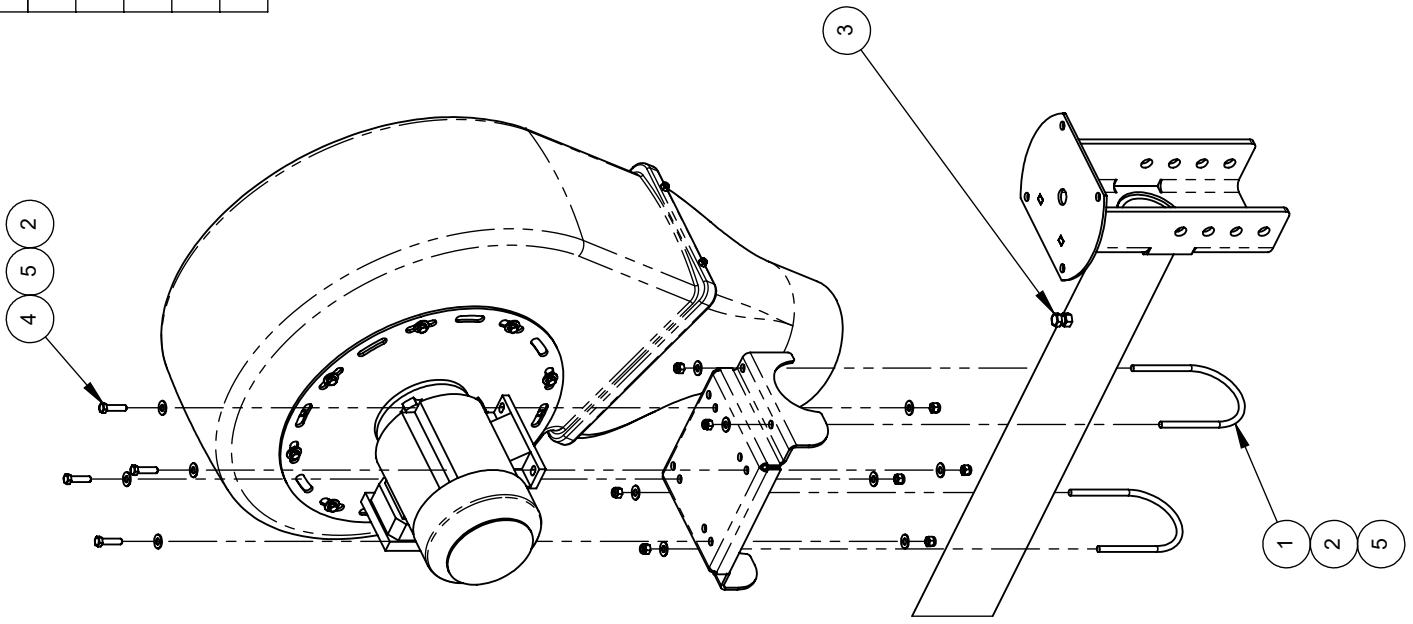
DESCRIPTION:
STAND ALONE DRYER-SWINGAIR

DWG. NO. 09040133 REV 10 SHEET 2 OF 5

PDQ
VEHICLE WASH SYSTEMS
A DODGE COMPANY
PART OF OPW

CONFIDENTIAL

ITEM	PART #	DESCRIPTION
1	05040184	BOLT, 3/8-16x6.5x4.61W, U-BOLT, SST
2	71013-NCS	NUT, 3/8-16, HEX, LOCK, SST
3	70256-HCS	SCREW, 1/2-13x1.25, HHCS, SST
4	70182-HCS	SCREW, 3/8-16x1.50, HHCS, SST
5	05030067	WASHER, 3/8, FLAT, 7/8-OD, .050THK, SST



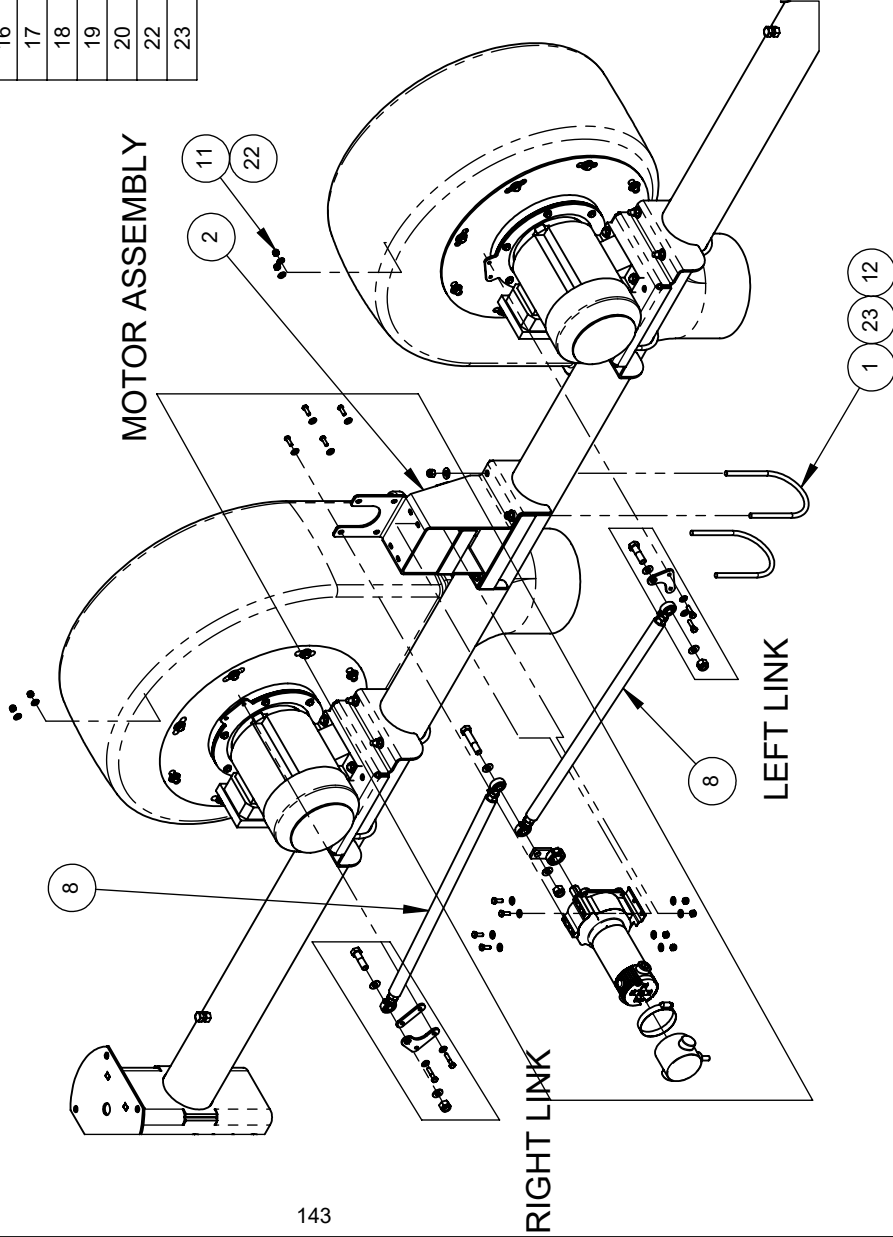
PICTORIAL PARTS CATALOG
 DESCRIPTION:
 STAND ALONE DRYER-SWINGAIR

DWG. NO. 09040133 REV 10 SHEET 3 OF 5



THIS DRAWING AND THE INFORMATION THEREIN IS THE SOLE PROPERTY OF PDQ MANUFACTURING, INC. AND CANNOT BE COPIED OR DISCLOSED WITHOUT THE WRITTEN CONSENT OF PDQ MANUFACTURING, INC.

ITEM	PART #	DESCRIPTION
1	05040184	BOLT, 3/8-16x6.5x4.61W, U-BOLT, SST
2	06141196	BRACKET, OSC-MOTOR, SST, STAND-ALONE
3	05050063	CLAMP, HOSE, #52, 2.75-3.75, SST
4	06160292	COVER, BISON-GEARMOTORS, BLACK, VINYL
7	04120060	GEAR-MOTOR, 1/8HP, 22RPM, 24VDC
8	11170122	LINKAGE, DRYER-OSCILLATION, 26.6, STAND-ALN
9	06180067	MOUNT, PIVOT, DRYER-OSCILLATION, SST
10	71015-NCS	NUT, 1/2-13, HEX, LOCK, SST
11	71011-NCS	NUT, 1/4-20, HEX, LOCK, SST
12	71013-NCS	NUT, 3/8-16, HEX, LOCK, SST
13	06240578	PLATE, MOUNT, LINK-ARM, SWINGAIR, AL
14	06240583	PLATE, SPACER, LINK-ARM, SWINGAIR, AL
15	70258-HCS	SCREW, 1/2-13x1.75, HHCS, SST
16	70261-HCS	SCREW, 1/2-13x2.50, HHCS, SST
17	70108-HCS	SCREW, 1/4-20x.75, HHCS, SST
18	70110-HCS	SCREW, 1/4-20x1.00, HHCS, SST
19	70111-HCS	SCREW, 1/4-20x1.25, HHCS, SST
20	70108-HFS	SCREW, 1/4-28x.75, HHCS, SST
22	71511-FS	WASHER, 1/4, FLAT, SST
23	05030067	WASHER, 3/8, FLAT, 7/8-OD, .050THK, SST



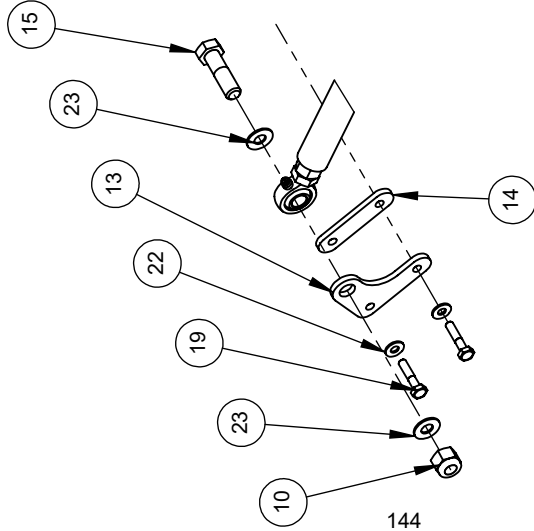
DESCRIPTION:
STAND ALONE DRYER-SWINGAIR

DWG. NO. **09040133** REV **10** SHEET **4 OF 5**

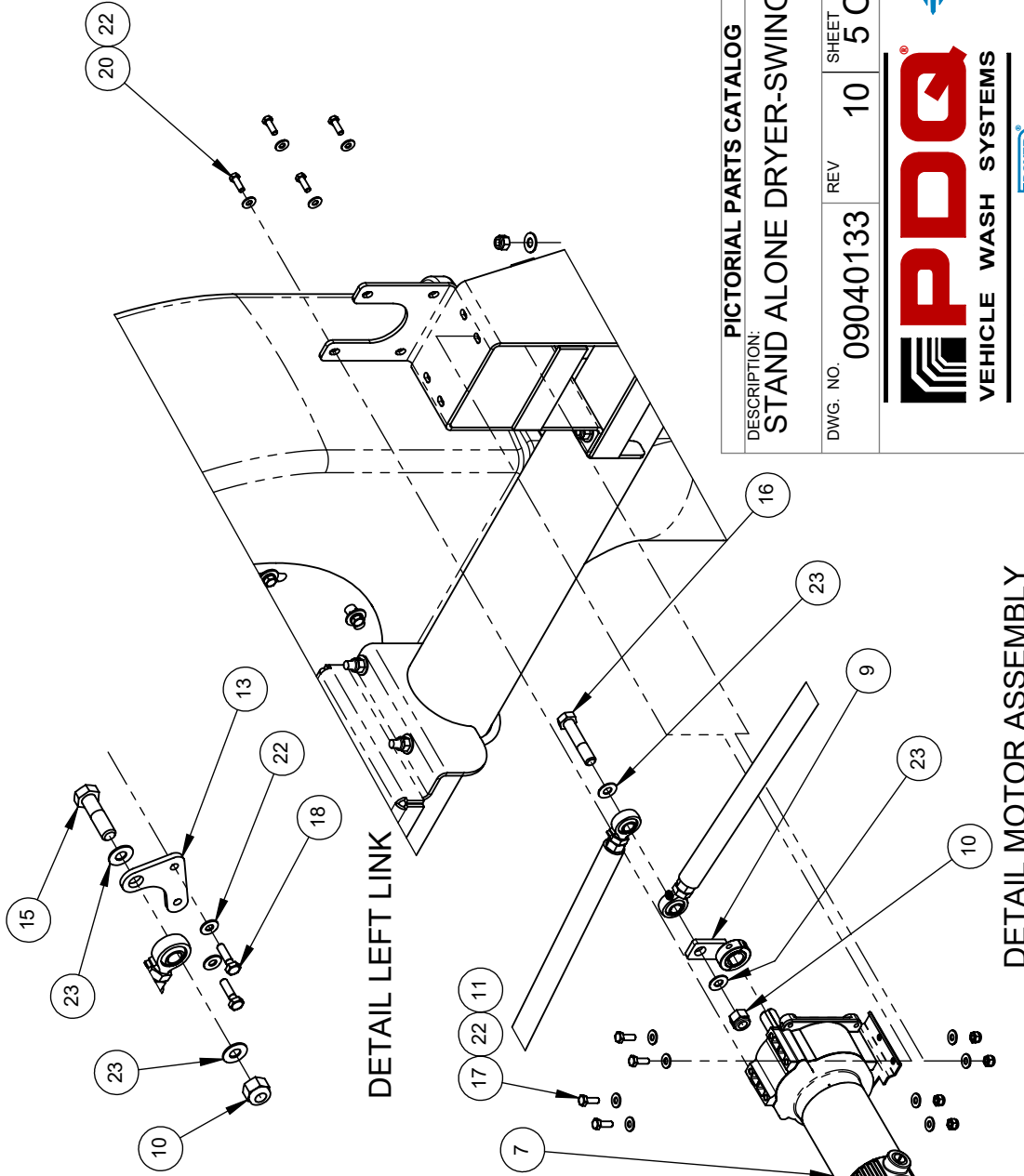


ITEM	PART #	DESCRIPTION
1	05040184	BOLT, 3/8-16x6.5x4.61W, U-BOLT, SST
2	06141196	BRACKET, OSC-MOTOR, SST, STAND-ALONE
3	05050063	CLAMP, HOSE, #52, 2.75-3.75, SST
4	06160292	COVER, BISON-GEARMOTORS, BLACK, VINYL
7	04120060	GEAR-MOTOR, 1/8HP, 22RPM, 24VDC
8	11170122	LINKAGE, DRYER-OSCILLATION, 26.6, STAND-ALN
9	06180067	MOUNT, PIVOT, DRYER-OSCILLATION, SST
10	71015-NCS	NUT, 1/2-13, HEX, LOCK, SST
11	71011-NCS	NUT, 1/4-20, HEX, LOCK, SST
12	71013-NCS	NUT, 3/8-16, HEX, LOCK, SST

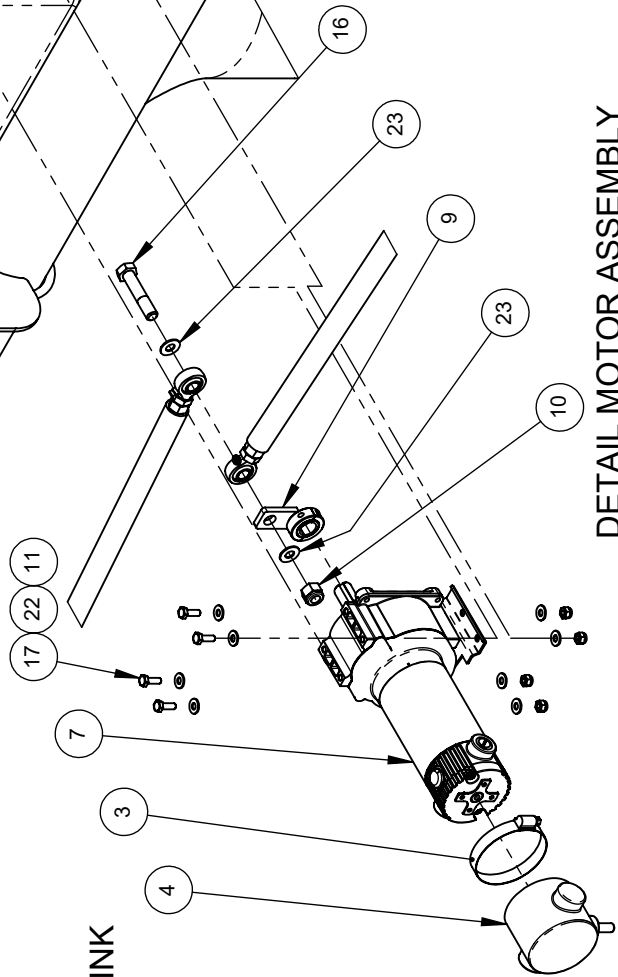
ITEM	PART #	DESCRIPTION
13	06240578	PLATE, MOUNT, LINK-ARM, SWINGAIR, AL
14	06240583	PLATE, SPACER, LINK-ARM, SWINGAIR, AL
15	70258-HCS	SCREW, 1/2-13x1.75, HHCS, SST
16	70261-HCS	SCREW, 1/2-13x2.50, HHCS, SST
17	70108-HCS	SCREW, 1/4-20x.75, HHCS, SST
18	70110-HCS	SCREW, 1/4-20x1.00, HHCS, SST
19	70111-HCS	SCREW, 1/4-20x1.25, HHCS, SST
20	71018-HFS	SCREW, 1/4-28x.75, HHCS, SST
22	71511-FS	WASHER, 1/4, FLAT, SST
23	05030067	WASHER, 3/8, FLAT, 7/8-OD, .050THK, SST



DETAIL RIGHT LINK



DETAIL LEFT LINK



DETAIL MOTOR ASSEMBLY

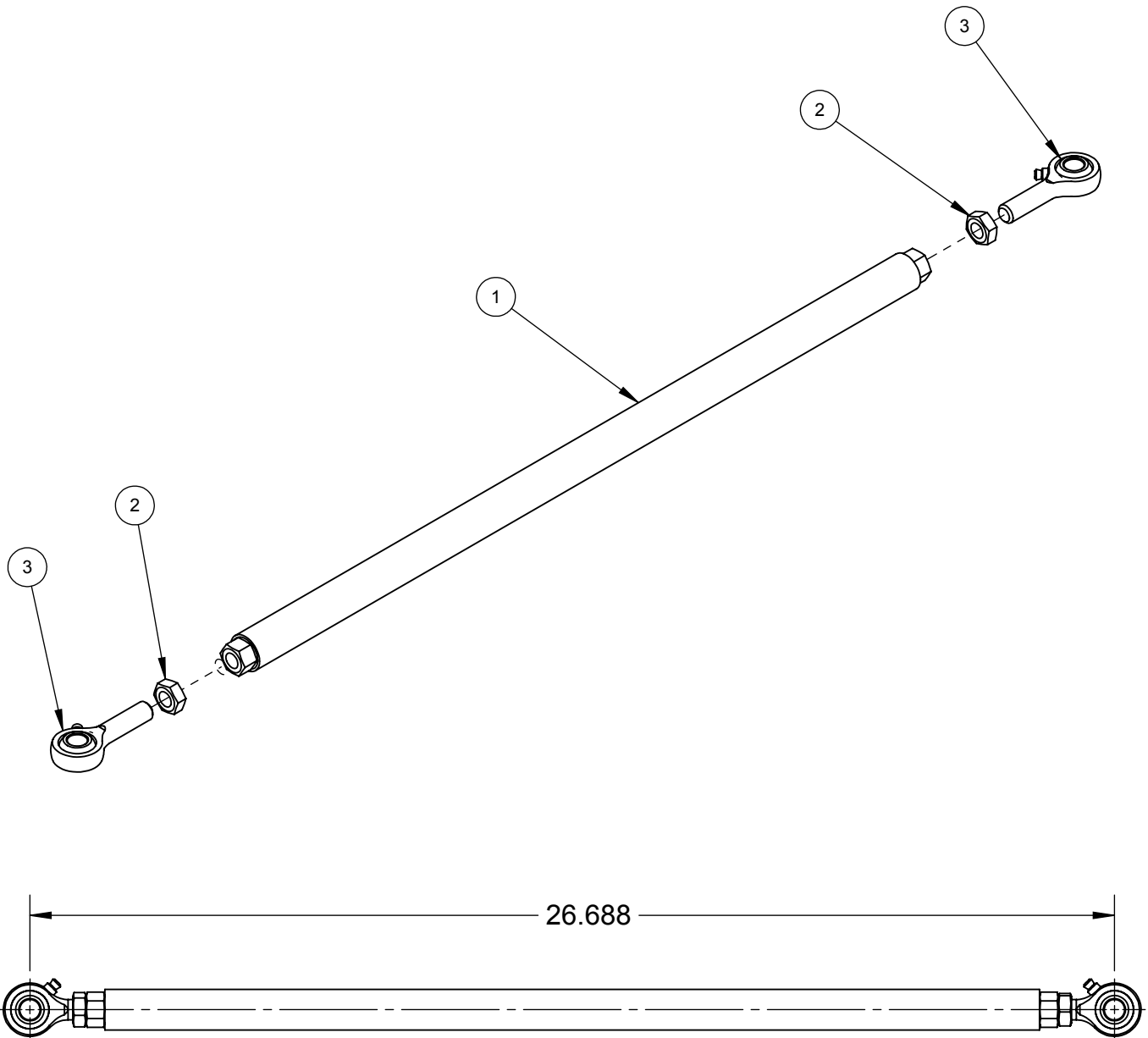
PICTORIAL PARTS CATALOG

DESCRIPTION:
STAND ALONE DRYER-SWINGAIR

DWG. NO. 09040133 REV 10 SHEET 5 OF 5



ITEM	PART #	DESCRIPTION
1	06190159	ARM, DRYER-OSCILLATION, STAND-ALONE
2	71015-JFS	NUT, 1/2-20, HEX, JAM, SST
3	05120046	ROD-END, .50, 1/2-20UNC, MALE, ZINC-PLTD, GRS



PICTORIAL PARTS CATALOG

DESCRIPTION:
**OSCILLATION LINK STAND ALONE
 DRYER**

DWG. NO.	REV	SHEET
11170122	00	1 OF 1



VEHICLE WASH SYSTEMS

PART OF OPW  DOVER COMPANY

PRODUCER PART NO.	VOLTAGE	IMPELLER ROTATION	MOTOR-IMPELLER PART NO.
11100174	208-230V,60HZ	CW	11100160
11100175	208-230V,60HZ	CCW	11100161
11100176	575V,60HZ	CW	11100169
11100177	575V,60HZ	CCW	11100170
11100178	400V,50HZ	CW	11100171
11100179	400V,50HZ	CCW	11100172
11100271	400-460V,60HZ	CW	11100269
11100272	400-460V,60HZ	CCW	11100270
11100311	220V,50HZ	CW	11100315
11100312	220V,50HZ	CCW	11100316

NOTE:

1. ATTACH INLET CONE 11100327 TO HOUSING. MAKE SURE INLET CONE IS CENTERED INSIDE THE IMPELLER. SPIN IMPELLER TO VERIFY THAT THE INLET CONE IS NOT RUBBING AGAINST THE WHEEL.
2. MOTOR -IMPELLER ASSEMBLY MUST BE REPLACED AS A UNIT AND BE FACTORY BALANCED WHEN ASSEMBLED.

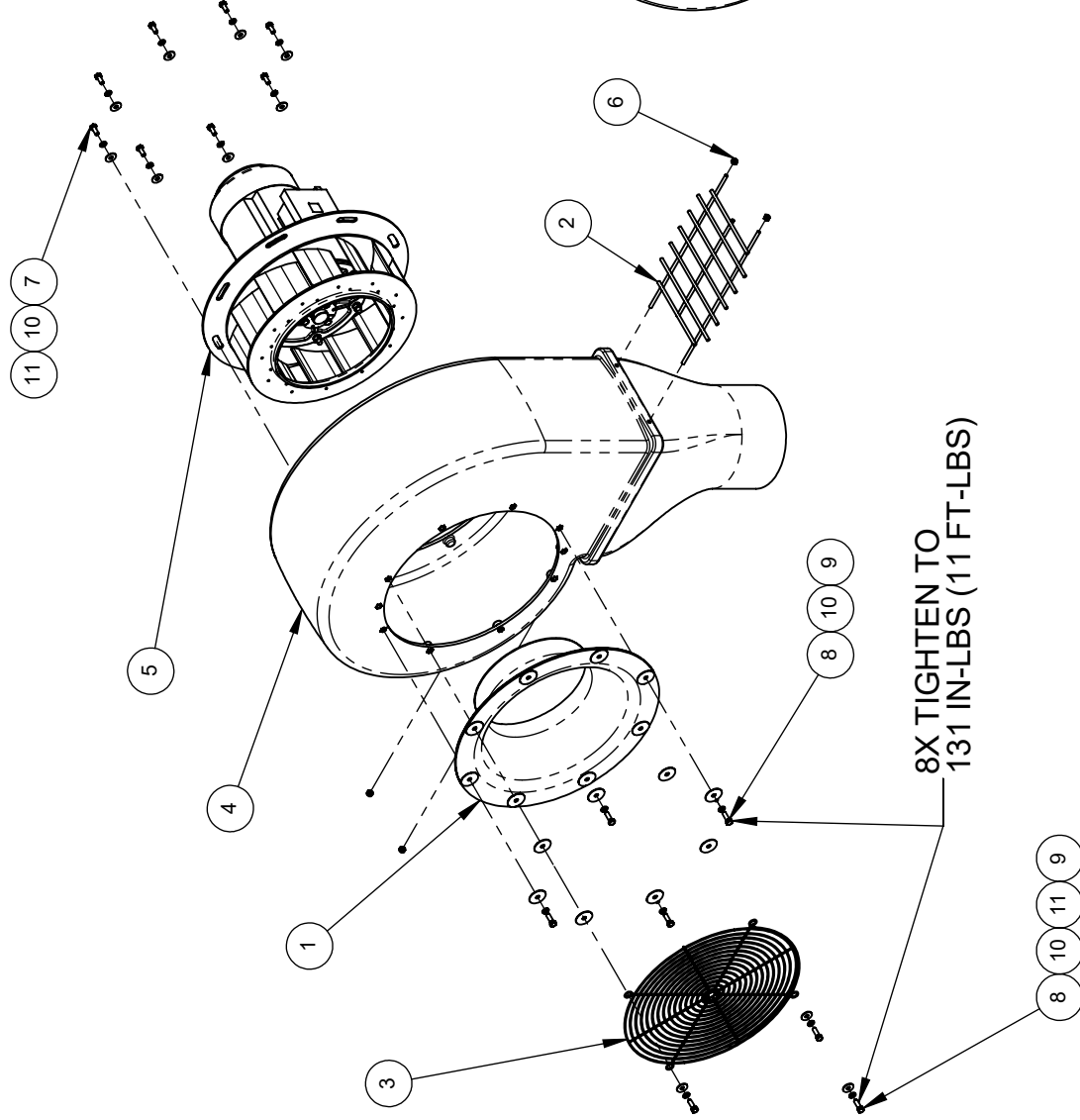
PICTORIAL PARTS CATALOG

DESCRIPTION:
 STAND ALONE DRYER OSCILLATING
 INNER PRODUCER ASSEMBLY

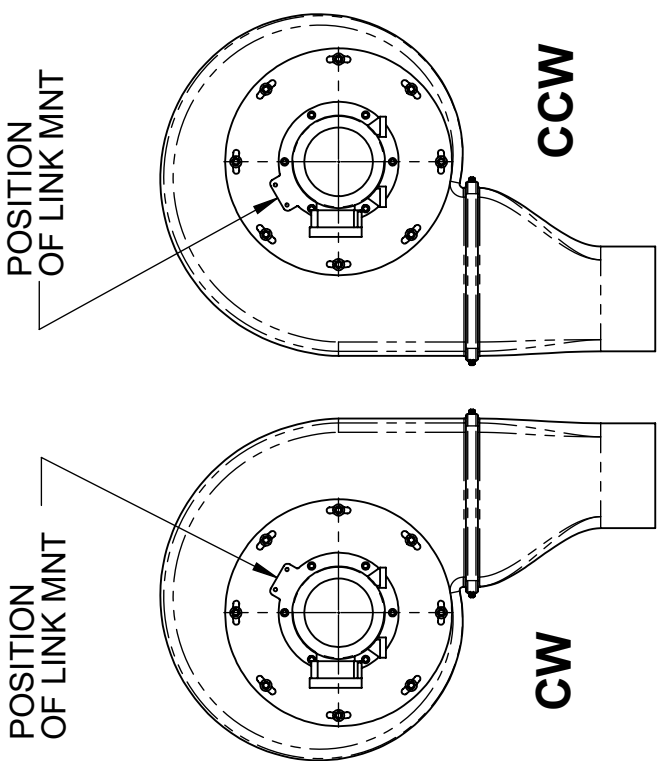
DWG. NO. 11100174 REV 10 SHEET 1 OF 2



VEHICLE WASH SYSTEMS
 PART OF OPW
ADOVER COMPANY



ITEM	PART #	DESCRIPTION
1	11100327	DRYER, INLET-CONE, W/GASKET
2	06160195	GUARD, DISCHARGE-SCREEN, DRYER, SST
3	06160237	GUARD, INLET-SCREEN, DRYER, WIRE, SST
4	06050065	HOUSING, BLOWER, SA, MAX-AIR, DARK-BLUE
5	SEE TABLE	MOTOR-IMPELLER
6	71011-NCS	NUT, 1/4-20, HEX, LOCK, SST
7	70143-HCS	SCREW, 5/16-18x.75, HHCS, SST
8	70145-HCS	SCREW, 5/16-18x1.00, HHCS, SST
9	05030075	WASHER, 5/16, FENDER, 1.500D., .062THK, SST
10	71512-L-S	WASHER, 5/16, LOCK, SST
11	05030018	WASHER, M8, FENDER, SST



PICTORIAL PARTS CATALOG

DESCRIPTION:
**STAND ALONE DRYER OSCILLATING
 INNER PRODUCER ASSEMBLY**

DWG. NO. **11100174** REV **10** SHEET **2 OF 2**

PDQ
 VEHICLE WASH SYSTEMS

PART OF OPW
 A DOWER COMPANY

NOTE:

1. ATTACH INLET CONE 11100327 TO HOUSING. MAKE SURE INLET CONE IS CENTERED INSIDE THE IMPELLER. SPIN IMPELLER TO VERIFY THAT THE INLET CONE IS NOT RUBBING AGAINST THE WHEEL. MOTOR-IMPELLER ASSEMBLY MUST BE REPLACED AS A UNIT AND BE FACTORY BALANCED WHEN ASSEMBLED.

PRODUCER PART NO.	VOLTAGE	IMPELLER ROTATION	MOTOR-IMPELLER PART NO.
11100188	208-230V,60HZ	CW	11100181
11100189	208-230V,60HZ	CCW	11100182
11100190	575V,60HZ	CW	11100183
11100191	575V,60HZ	CCW	11100184
11100192	380V,50HZ	CW	11100185
11100193	380V,50HZ	CCW	11100186
11100267	380/460V,60HZ	CW	11100265
11100268	380/460V,60HZ	CCW	11100266
11100313	220V,50HZ	CW	11100309
11100314	220V,50HZ	CCW	11100310

NOTE:

1. ATTACH INLET CONE 11100327 TO HOUSING. MAKE SURE INLET CONE IS CENTERED INSIDE THE IMPELLER. SPIN IMPELLER TO VERIFY THAT THE INLET CONE IS NOT RUBBING AGAINST THE WHEEL.
2. MOTOR -IMPELLER ASSEMBLY MUST BE REPLACED AS A UNIT AND BE FACTORY BALANCED WHEN ASSEMBLED.

PICTORIAL PARTS CATALOG

DESCRIPTION:
**STAND ALONE DRYER-SWINGAIR
 OUTER PRODUCERS**

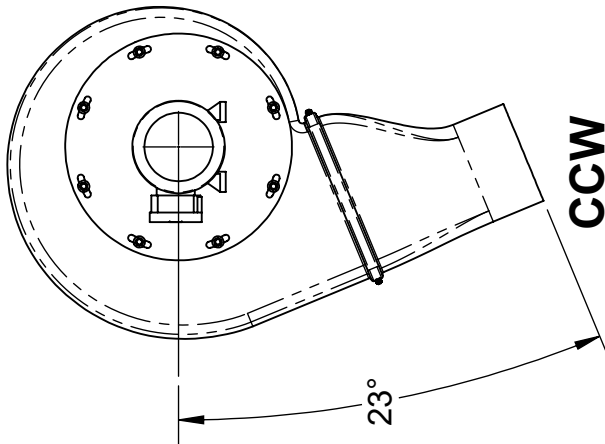
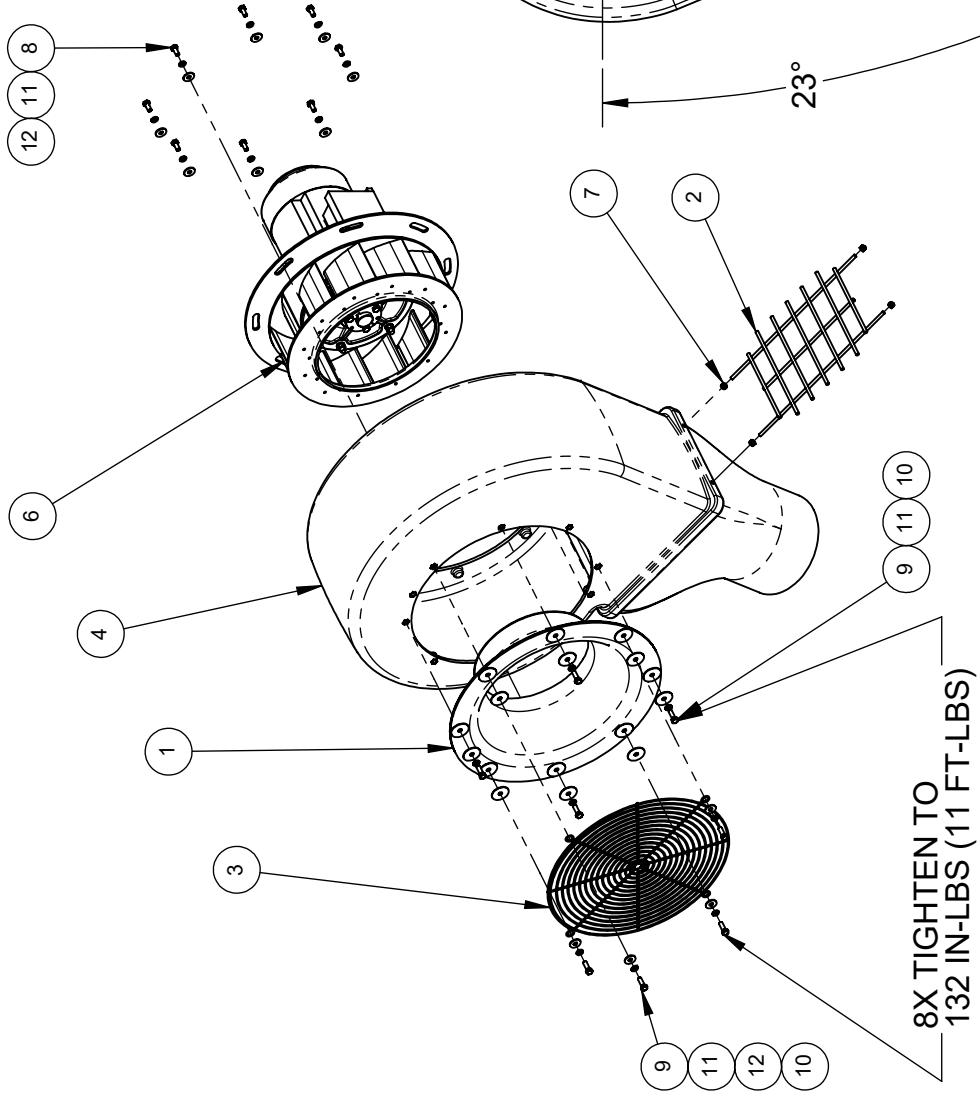
DWG. NO. 11100188 REV 05 SHEET 1 OF 2



VEHICLE WASH SYSTEMS

PART OF OPW  COMPANY

ITEM	PART #	DESCRIPTION
1	11100327	DRYER, INLET-CONE, W/GASKET
2	06160195	GUARD, DISCHARGE-SCREEN, DRYER, SST
3	06160237	GUARD, INLET-SCREEN, DRYER, WIRE, SST
4	06050065	HOUSING, BLOWER, SA, MAX-AIR, DARK-BLUE
5	02240027	LABEL, 1x1, DANGER-HIGH-VOL TAGE
6	SEE TABLE	DRYER, MTR-IMP, 208/230V, 60HZ, CW, ANGL, HRZ
7	71011-NCS	NUT, 1/4-20, HEX, LOCK, SST
8	70143-HCS	SCREW, 5/16-18x.75, HHCS, SST
9	70145-HCS	SCREW, 5/16-18x1.00, HHCS, SST
10	05030075	WASHER, 5/16, FENDER, 1.500D, .062THK, SST
11	71512-LS	WASHER, 5/16, LOCK, SST
12	05030018	WASHER, M8, FENDER, SST



**COUNTER CLOCKWISE (CCW)
ASSEMBLY SHOWN**

NOTE:

1. ATTACH INLET CONE 11100327 TO HOUSING. MAKE SURE INLET CONE IS CENTERED INSIDE THE IMPELLER. SPIN IMPELLER TO VERIFY THAT THE INLET CONE IS NOT RUBBING AGAINST THE WHEEL.
2. MOTOR -IMPELLER ASSEMBLY MUST BE REPLACED AS A UNIT AND BE FACTORY BALANCED WHEN ASSEMBLED.

PICTORIAL PARTS CATALOG

DESCRIPTION:
STAND ALONE DRYER-SWINGAIR
OUTER PRODUCERS

DWG. NO. 11100188 REV 05 SHEET 2 OF 2

PDQ
VEHICLE WASH SYSTEMS

PART OF OPW
ADOVER COMPANY

MODEL #	DRYER SUPPLY VOLTAGE	CW PRODUCER	CCW PRODUCER
09040027	208/230V - 60HZ	11100143	11100144
09040028	575V - 60HZ	11100145	11100146
09040045	380V - 50HZ	11100147	11100148
09040178	380/460V - 60HZ	11100263	11100264
09040215	220V - 50HZ	11100317	11100318

PICTORIAL PARTS CATALOG

DESCRIPTION:
STAND ALONE DRYER SIDE PRODUCERS

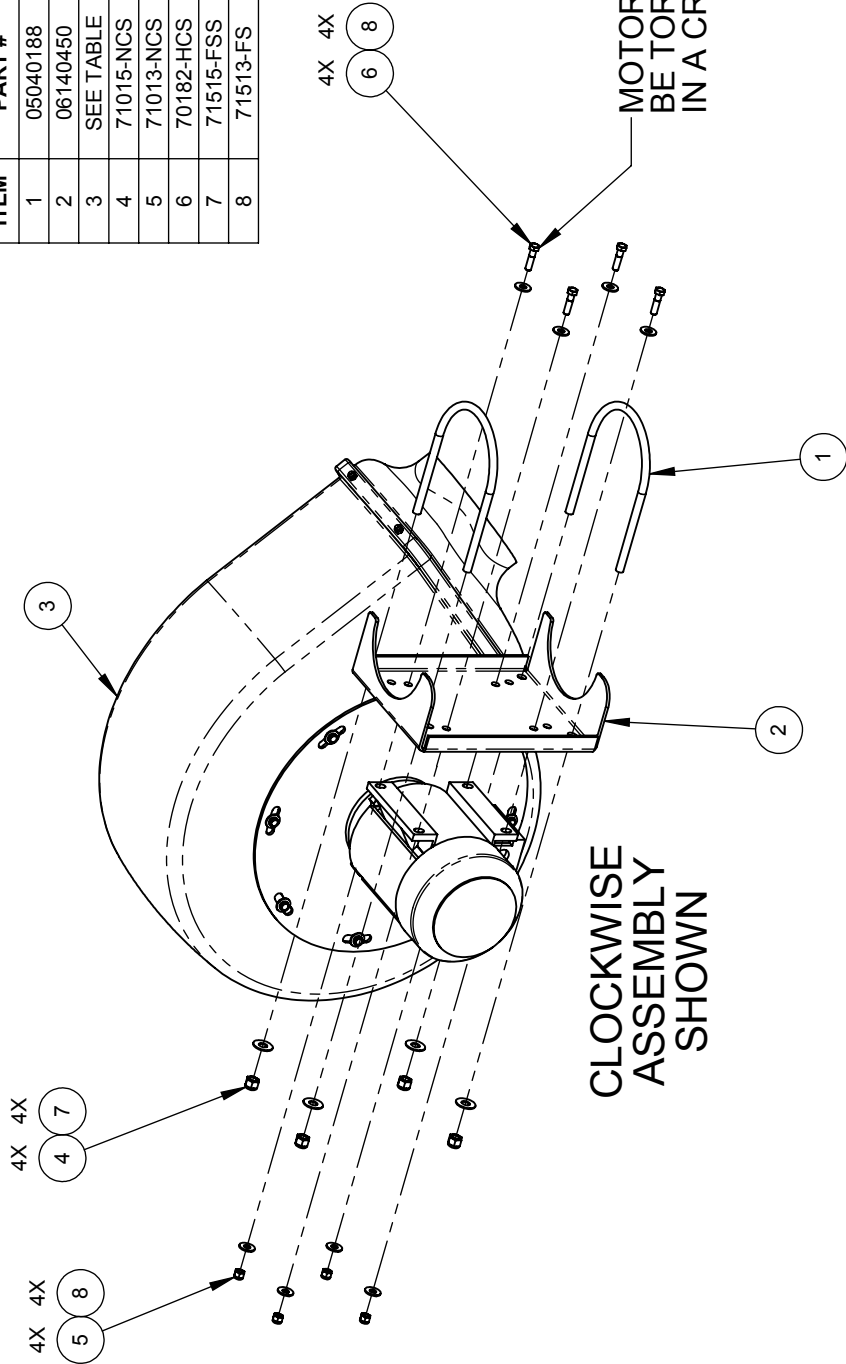
DWG. NO. **09040027** REV **07** SHEET **1 OF 2**



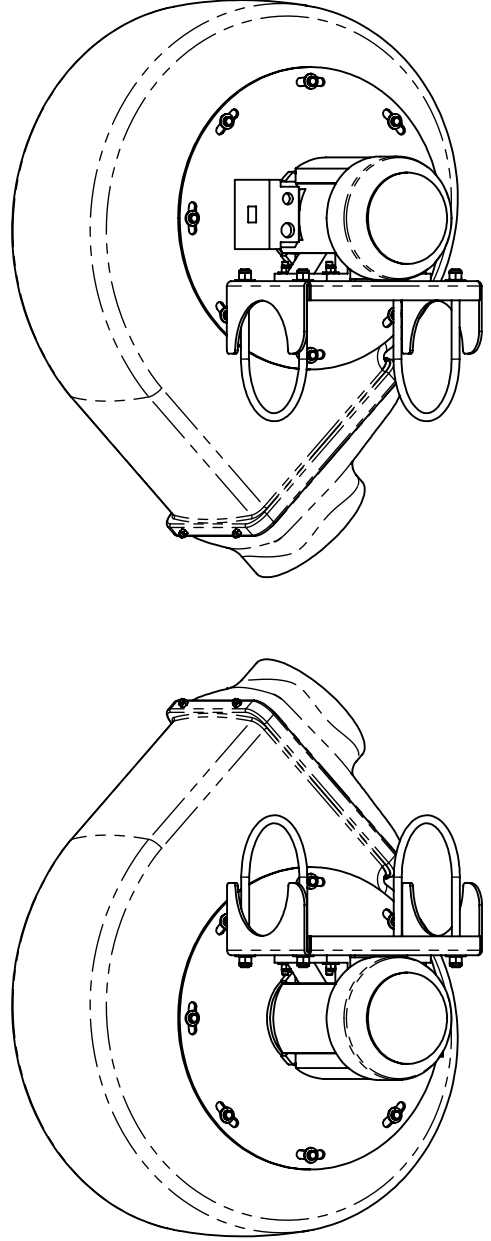
PDQ
 VEHICLE WASH SYSTEMS

PART OF OPW
 A DOVER COMPANY

ITEM	PART #	DESCRIPTION
1	05040188	BOLT, 1/2-13x9.00x6.75W, U-BOLT, SST
2	06140450	BRACKET, SIDE-PRODUCER-MOUNTING, MA
3	SEE TABLE	DRYER PRODUCER
4	71015-NCS	NUT, 1/2-13, HEX, LOCK, SST
5	71013-NCS	NUT, 3/8-16, HEX, LOCK, SST
6	70182-HCS	SCREW, 3/8-16x1.50, HHCS, SST
7	71515-FSS	WASHER, 1/2, FLAT, SST
8	71513-FS	WASHER, 3/8, FLAT, 1-OD, .083THK, SST



CLOCKWISE ASSEMBLY SHOWN



PICTORIAL PARTS CATALOG

DESCRIPTION:
STAND ALONE DRYER SIDE PRODUCERS

DWG. NO. 09040027 REV 07 SHEET 2 OF 2

VEHICLE WASH SYSTEMS

PART OF OPW A DOVER COMPANY

PRODUCER PART NO.	VOLTAGE	IMPELLER ROTATION	MOTOR-IMPELLER PART NO.
11100143	208-230V,60HZ	CW	11100072
11100144	208-230V,60HZ	CCW	11100073
11100145	575V,60HZ	CW	11100076
11100146	575V,60HZ	CCW	11100077
11100147	380V,50HZ	CW	11100093
11100148	380V,50HZ	CCW	11100099
11100263	380/460V,60HZ	CW	11100257
11100264	380/460V,60HZ	CCW	11100258
11100317	220V, 50HZ	CW	11100304
11100318	220V, 50HZ	CCW	11100305

NOTE:

1. ATTACH INLET CONE 11100327 TO HOUSING. MAKE SURE INLET CONE IS CENTERED INSIDE THE IMPELLER. SPIN IMPELLER TO VERIFY THAT THE INLET CONE IS NOT RUBBING AGAINST THE WHEEL.
2. MOTOR -IMPELLER ASSEMBLY MUST BE REPLACED AS A UNIT AND BE FACTORY BALANCED WHEN ASSEMBLED.

PICTORIAL PARTS CATALOG

DESCRIPTION:

STAND-ALONE DRYER SIDE PRODUCER DARK BLUE HOUSING

DWG. NO. 11100088 REV 08 SHEET 1 OF 2

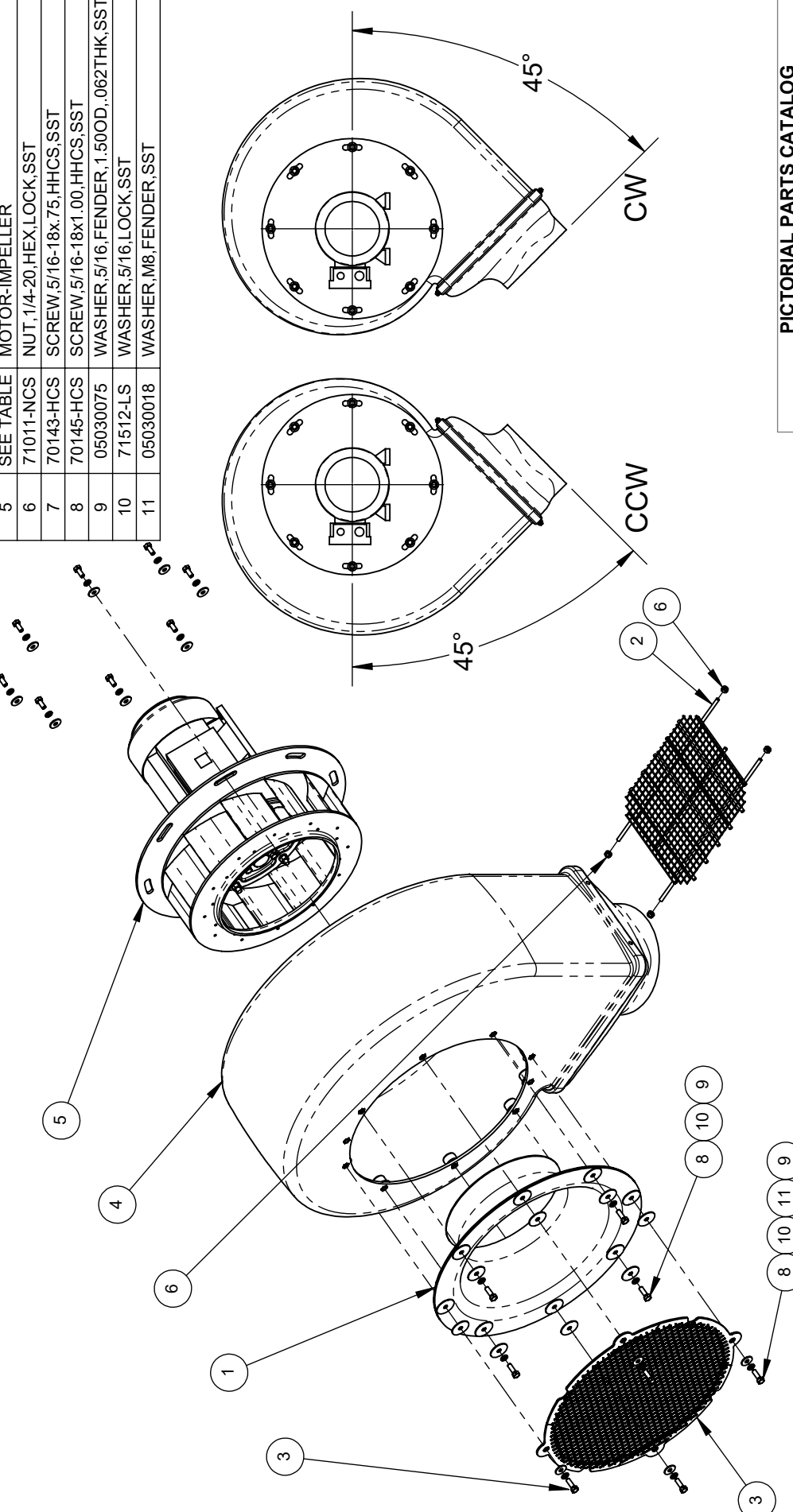


VEHICLE WASH SYSTEMS

PART OF OPW  COMPANY

**COUNTER CLOCKWISE (CCW)
ASSEMBLY SHOWN**

ITEM	PART #	DESCRIPTION
1	11100327	DRYER, INLET-CONE, W/GASKET
2	06160212	GUARD, DISCHARGE-SCREEN, DRYER, SST
3	06160475	GUARD, INLET-SCREEN, DRYER, WIRE-MESH
4	06050062	HOUSING, BLOWER, INTD, DARK-BLUE
5	SEE TABLE	MOTOR-IMPPELLER
6	71011-NCS	NUT, 1/4-20, HEX, LOCK, SST
7	70143-HCS	SCREW, 5/16-18x1.00, HHCS, SST
8	70145-HCS	SCREW, 5/16-18x1.00, HHCS, SST
9	05030075	WASHER, 5/16, FENDER, 1.500D., .062THK, SST
10	71512-LS	WASHER, 5/16, LOCK, SST
11	05030018	WASHER, M8, FENDER, SST



NOTE:

1. ATTACH INLET CONE 11100327 TO HOUSING. MAKE SURE INLET CONE IS CENTERED INSIDE THE IMPELLER. SPIN IMPELLER TO VERIFY THAT THE INLET CONE IS NOT RUBBING AGAINST THE WHEEL.
2. MOTOR -IMPELLER ASSEMBLY MUST BE REPLACED AS A UNIT AND BE FACTORY BALANCED WHEN ASSEMBLED.

PICTORIAL PARTS CATALOG

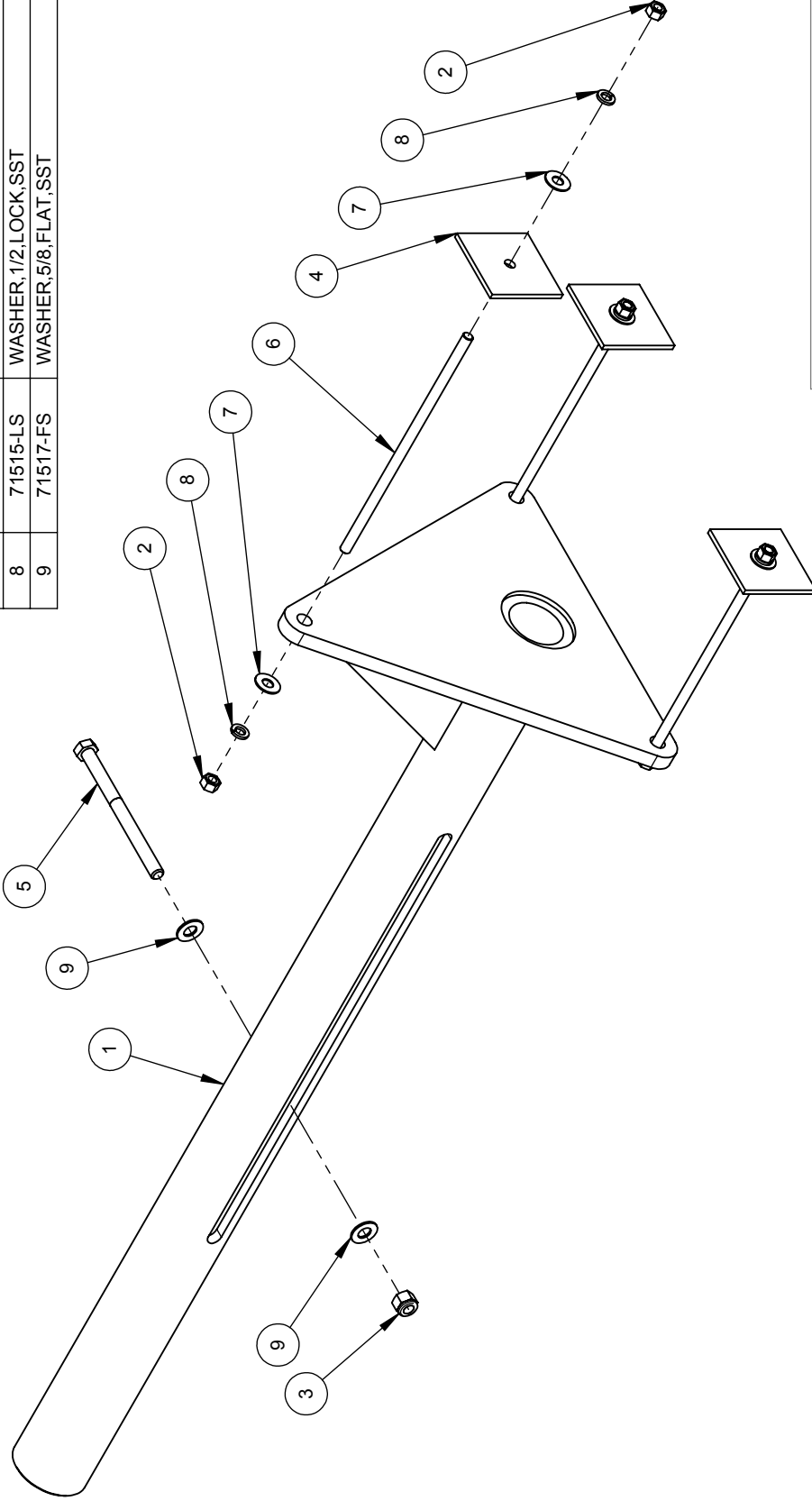
DESCRIPTION:
**STAND-ALONE DRYER SIDE
 PRODUCER DARK BLUE HOUSING**

DWG. NO. 11100088 REV 08 SHEET 2 OF 2

PDQ
 VEHICLE WASH SYSTEMS

PART OF OPW
 A DOWER COMPANY

ITEM	PART #	DESCRIPTION
1	06250038	FRAME,WALL-MOUNT-DRYER,SA,MA
2	71015-HCS	NUT,1/2-13,HEX,SST
3	71017-NCS	NUT,5/8-11,HEX,LOCK,SST
4	M330033	PLATE,BACKING,.25x4.00x4.00,CS,1/2-RODS
5	05040186	SCREW,5/8-11x8,HHCS,SST
6	M390020-S	THREADED-ROD,1/2-13x14.00,SST
7	71515-FSS	WASHER,1/2,FLAT,SST
8	71515-LS	WASHER,1/2,LOCK,SST
9	71517-FS	WASHER,5/8,FLAT,SST



PICTORIAL PARTS CATALOG
 DESCRIPTION:
STAND-ALONE DRYER WALL MOUNT

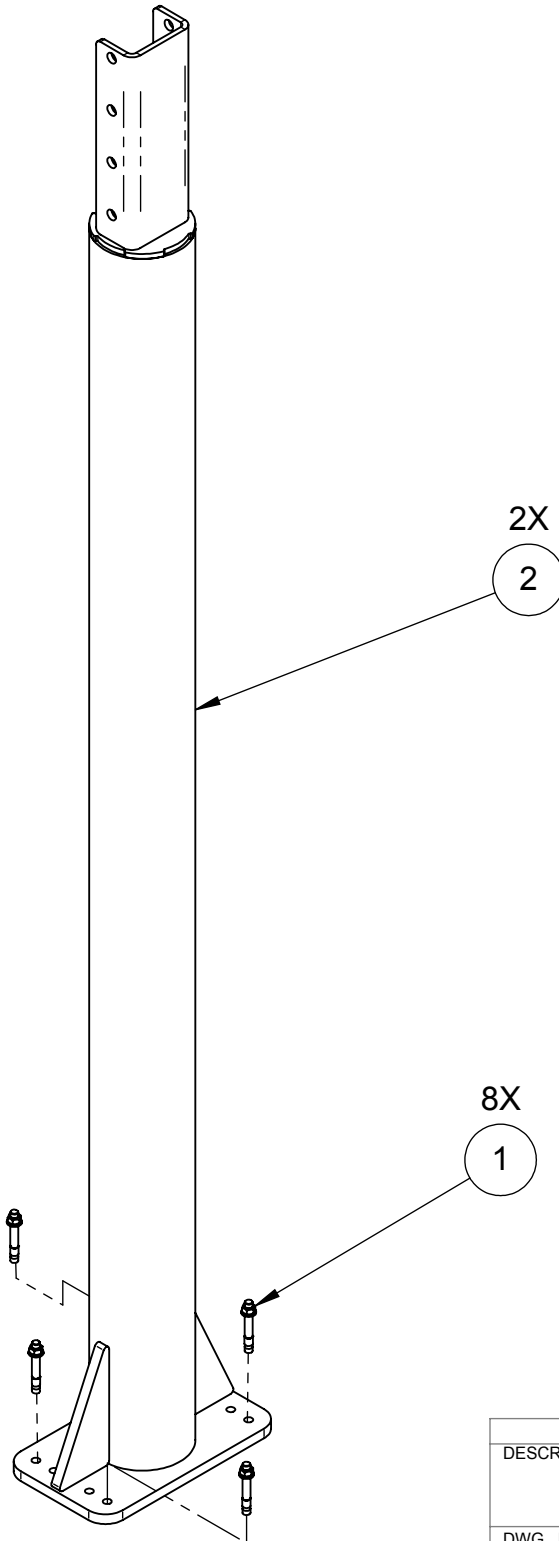
DWG. NO. **09040032** REV **01** SHEET **1 OF 1**



PDQ
 VEHICLE WASH SYSTEMS

PART OF OPW
 A DOWNEY COMPANY

ITEM	PART #	DESCRIPTION
1	05090001	ANCHOR,STUD,1/2-13UNCx3-3/4",SST
2	06250137	FRAME,LEG,DRYER,SA,MA

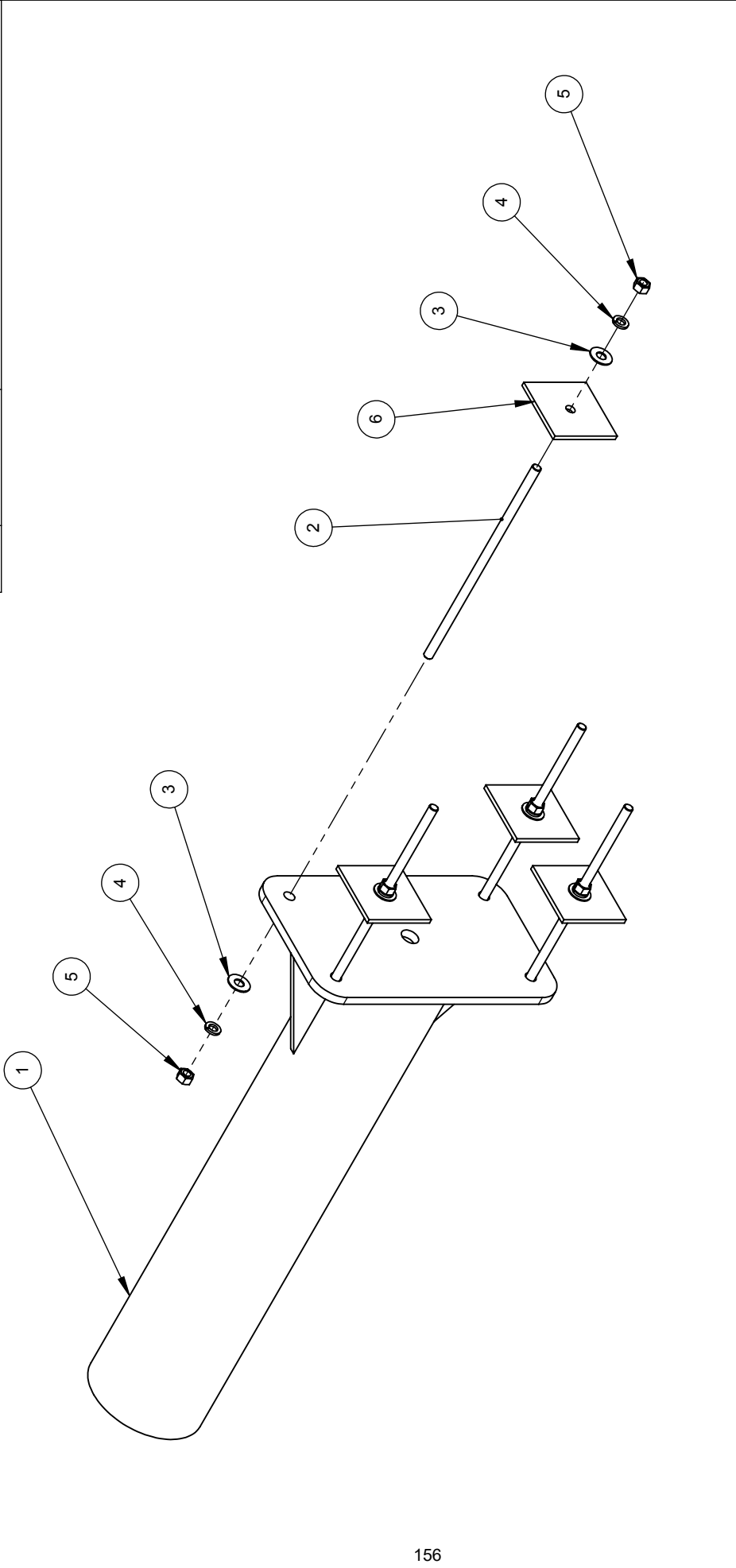


PICTORIAL PARTS CATALOG		
DESCRIPTION: STAND-ALONE DRYER LEG ASSEMBLY		
DWG. NO. 09040024	REV 03	SHEET 1 OF 1




VEHICLE WASH SYSTEMS
PART OF OPW DOVER COMPANY

ITEM	PART #	DESCRIPTION
1	06250036	FRAME, WALL-MOUNT, MA, SIDE-PRODUCER
2	M390020-S	THREADED-ROD, 1/2-13x14.00, SST
3	71515-FSS	WASHER, 1/2, FLAT, SST
4	71515-LS	WASHER, 1/2, LOCK, SST
5	71015-HCS	NUT, 1/2-13, HEX, SST
6	M330033-S	PLATE, BACKING, .25x4.00x4.00, SST, 1/2-RODS



PICTORIAL PARTS CATALOG

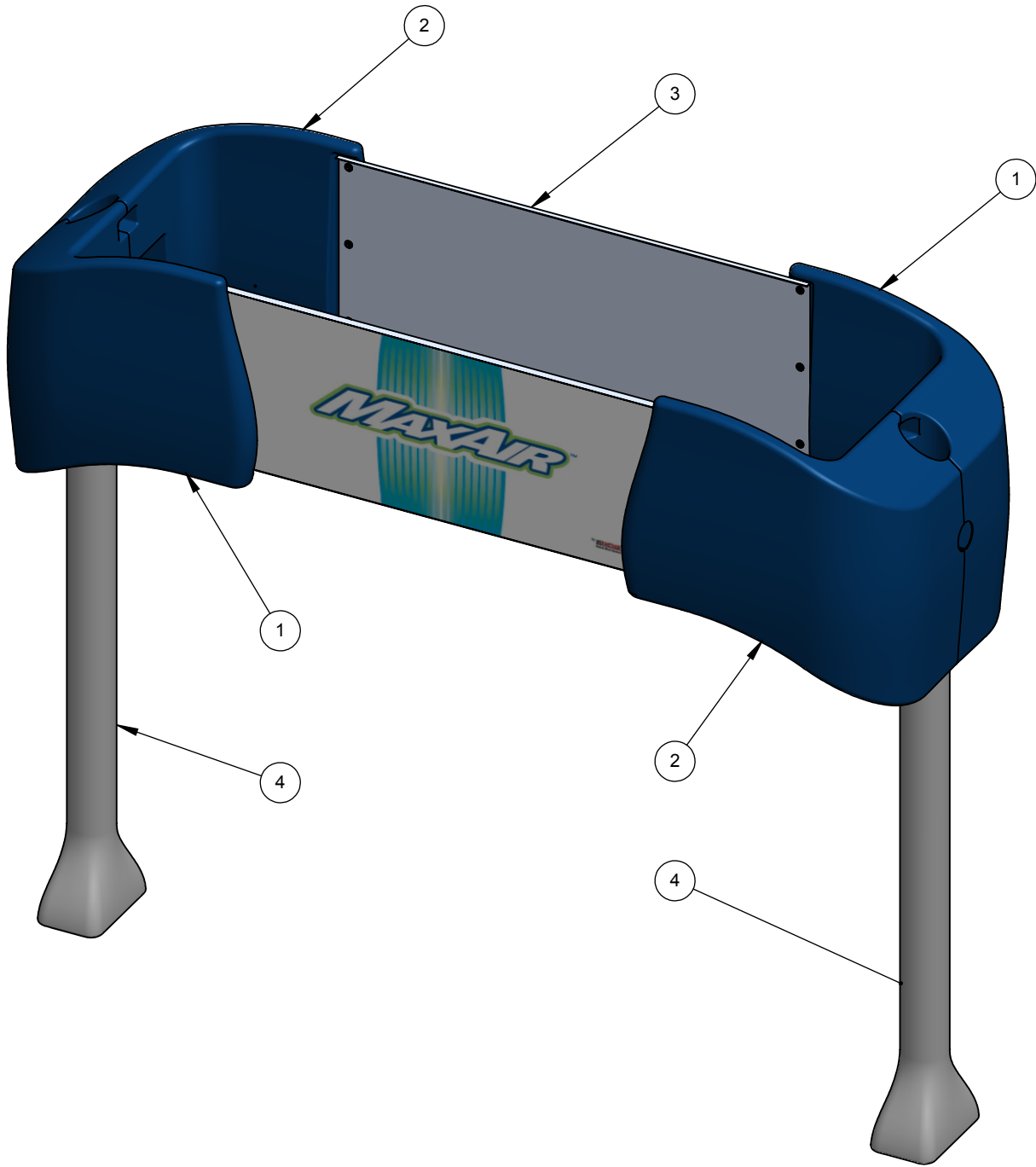
DESCRIPTION:
SIDE PRODUCER WALL MOUNT

DWG. NO.	REV	SHEET
09040033	00	1 OF 1

PDQ
VEHICLE WASH SYSTEMS

PART OF OPW
A DOVER COMPANY

ITEM	PART #	DESCRIPTION
1	06160182	COVER,END,LH,STAND-ALONE,MA,GRAY
2	06160183	COVER,END,RH,STAND-ALONE,MA,GRAY
3	11260018	COVER,IMAGE-PACKAGE-PANEL,MAX-AIR
4	06160184	COVER,LEG,PLASTIC,MAX-AIR,STAND-ALONE

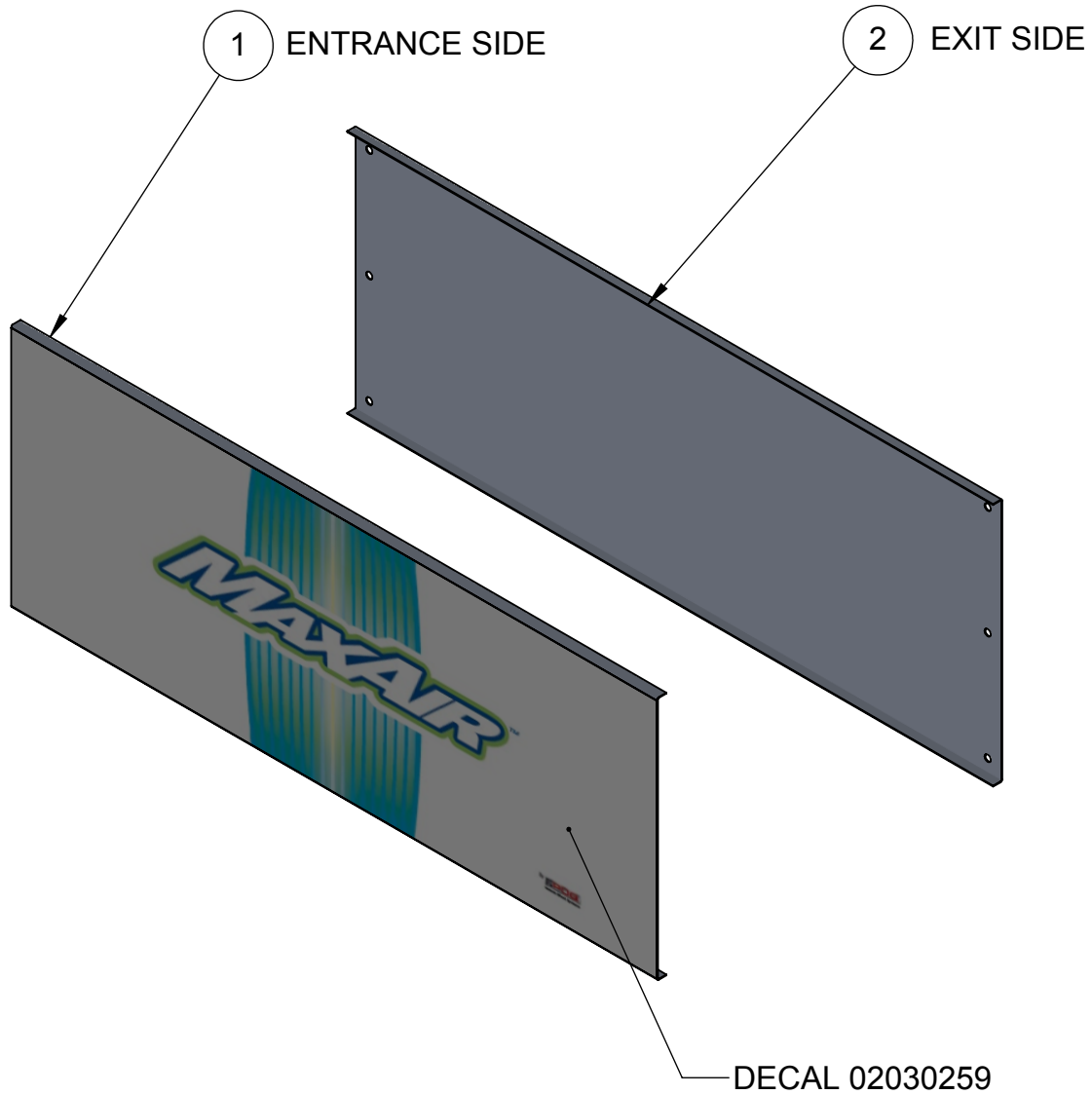


PICTORIAL PARTS CATALOG		
DESCRIPTION: IMAGE PACKAGE LEG MOUNTED STAND ALONE DRYER		
DWG. NO.	REV	SHEET
09040126	00	1 OF 1




VEHICLE WASH SYSTEMS
PART OF OPW A DOVER COMPANY

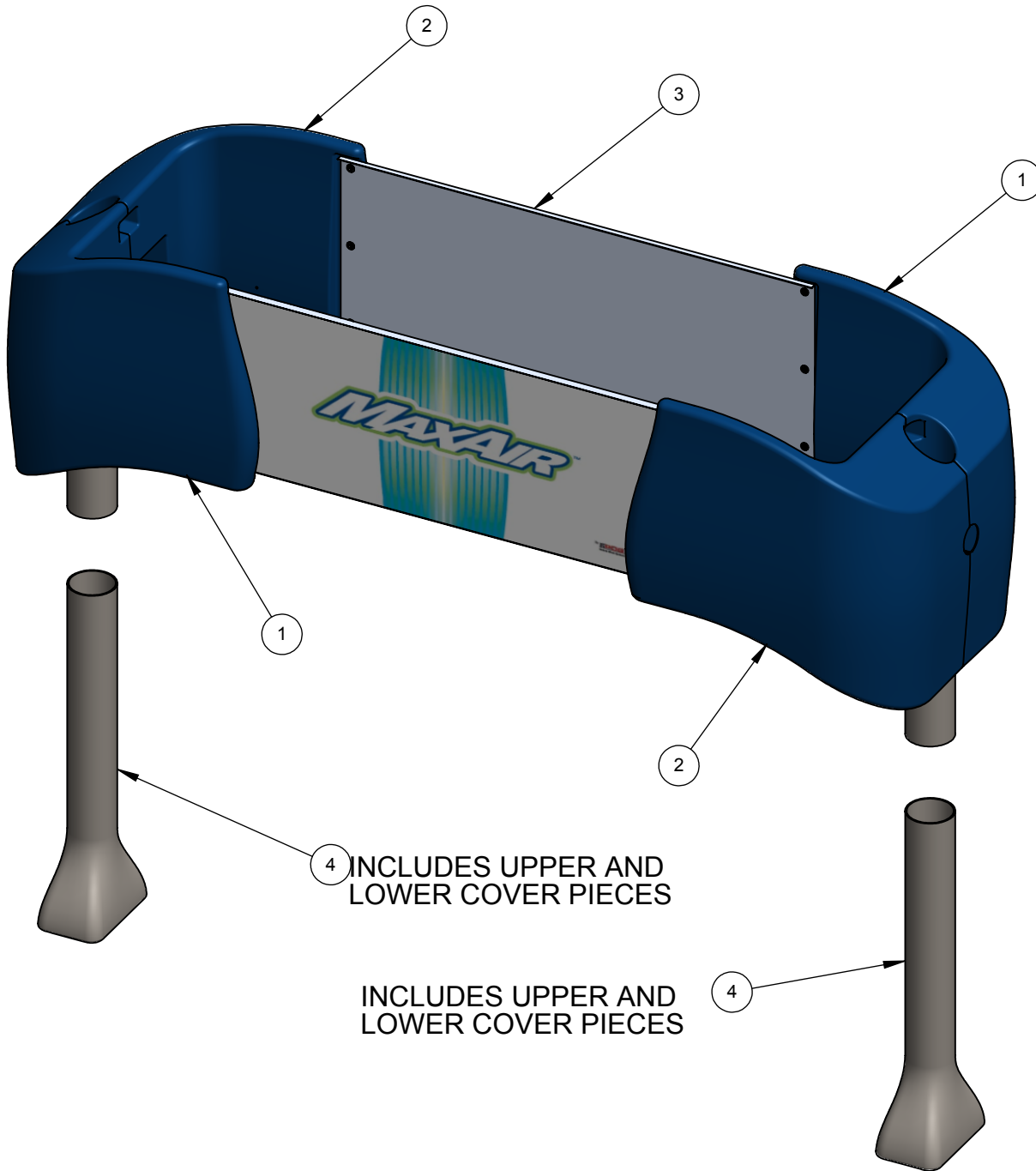
ITEM	PART #	DESCRIPTION
1	11260021	COVER,IMAGE-PACKAGE-PANEL,SGL,DECAL,MA
2	06160178	COVER,ORBITAL-MITTER/DRYER,CENTER,AL



PICTORIAL PARTS CATALOG		
DESCRIPTION: STAND ALONE DRYER CENTER COVER		
DWG. NO. 11260018	REV 02	SHEET 1 OF 1



ITEM	PART #	DESCRIPTION
1	06160182	COVER,END,LH,STAND-ALONE,MA,GRAY
2	06160183	COVER,END,RH,STAND-ALONE,MA,GRAY
3	11260018	COVER,IMAGE-PACKAGE-PANEL,MAX-AIR
4	06160206	COVER,LEG,PLASTIC,SIDE-PRODUCER,MA



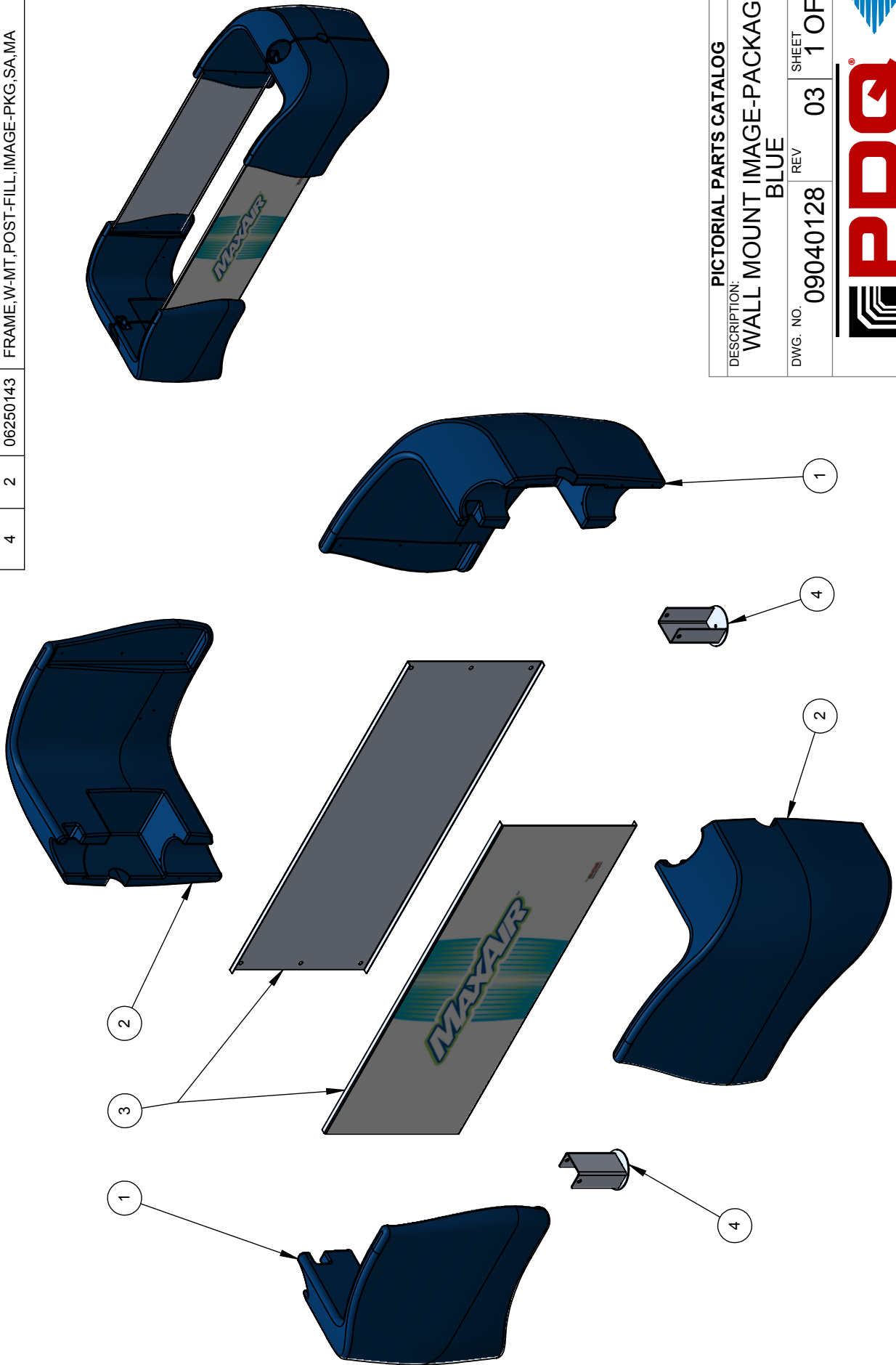
4 INCLUDES UPPER AND LOWER COVER PIECES

INCLUDES UPPER AND LOWER COVER PIECES

PICTORIAL PARTS CATALOG		
DESCRIPTION: IMAGE PACKAGE DRYER WITH SIDE PRODUCERS		
DWG. NO. 09040127	REV 00	SHEET 1 OF 1



ITEM	QTY.	PART #	DESCRIPTION
1	2	06160376	COVER,END,LH,STAND-ALONE,MA,DARK-BLUE
2	2	06160377	COVER,END,RH,STAND-ALONE,MA,DARK-BLUE
3	1	11260018	COVER,IMAGE-PACKAGE-PANEL,MAX-AIR
4	2	06250143	FRAME,W-MT,POST-FILL,IMAGE-PKG,SA,MA



PICTORIAL PARTS CATALOG

DESCRIPTION:
WALL MOUNT IMAGE-PACKAGE
BLUE

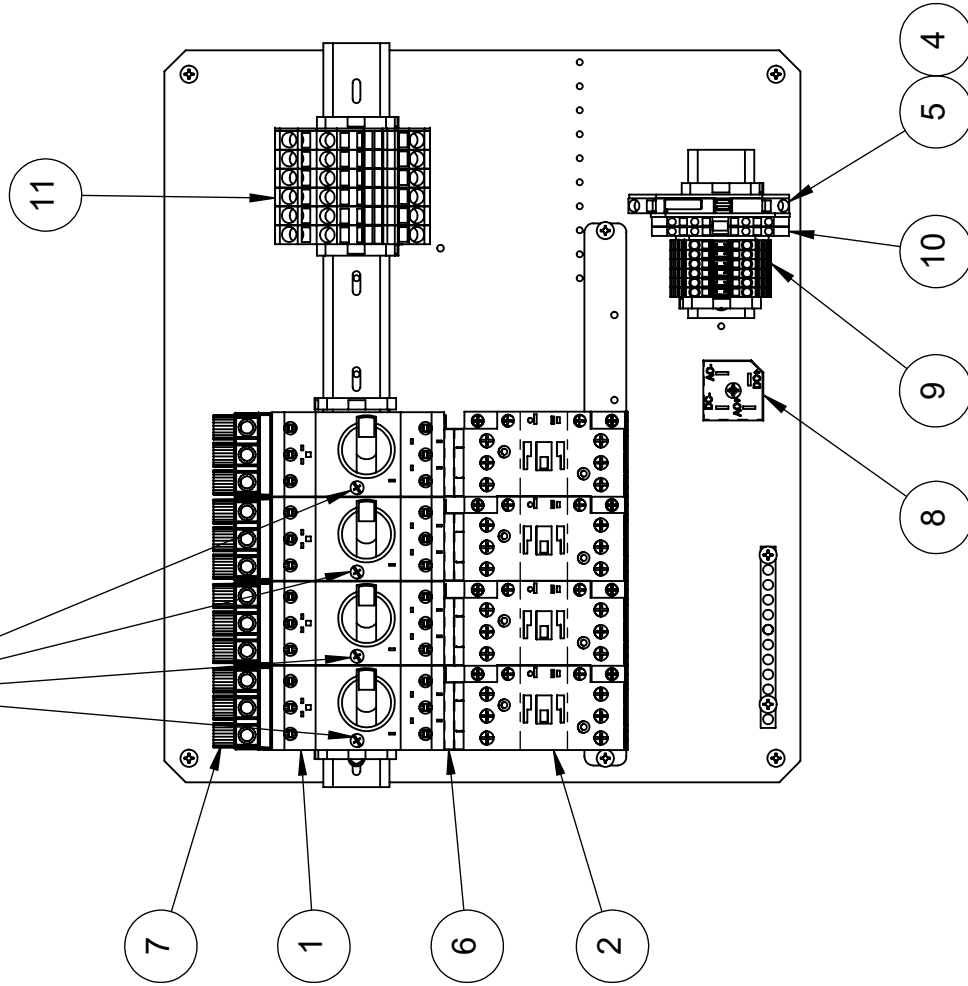
DWG. NO. 09040128 REV 03 SHEET 1 OF 1



PDQ
VEHICLE WASH SYSTEMS

PART OF OPW A DOVER COMPANY

FOR 208V, SET MSP TO 22 AMPS
 FOR 230V, SET MSP TO 20 AMPS



208-230V MOTOR STARTERS AND OSCILLATING DRYER

ITEM	QTY.	PART #	DESCRIPTION
1	4	04110102	CIRCUIT-BREAKER,MSP,20-25A,65KA,480V
2	4	04020032	CONTACTOR,25A,24V-50/60HZ,AUX-NO,600V
3	2	36650	END-STOP,6mm,PLST,GRAY,249-116
4	1	04110039	FUSE,7.5A,MINI,FAST-ACTING,AUTOMOTIVE
5	1	04110031	FUSE-HOLDER,AUTOMOTIVE,TERM-BLK
6	4	04110104	LINK,MODULE,SIZE-S0,MSP-TO-CONTACTOR
7	4	04110103	MSP,PHASE,SEPARATOR,FRAME-SIZE-B
8	1	04590020	RECTIFIER-BRIDGE,SILICONE,SINGLE-PH,35A
9	6	36506	TERMINAL-BLK,26-12GA,2P,PLST,280-601
10	2	36507	TERMINAL-BLK,26-14GA,4P,GRAY
11	6	04100039	TERMINAL-BLOCK,WAGO,3P,8-20AWG,GRAY

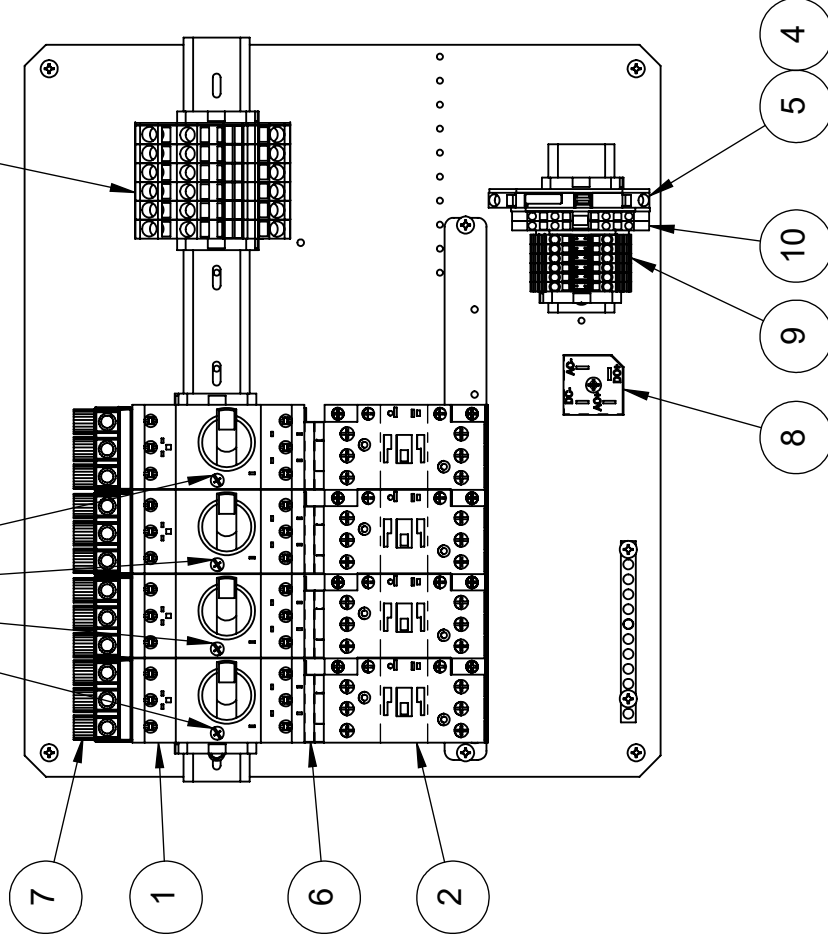
PICTORIAL PARTS CATALOG

DESCRIPTION:
 208-230V MOTOR STARTERS AND
 OSCILLATING COMPONENTS

DWG. NO. 11010319 REV 02 SHEET 1 OF 3



FOR 380V 60 HZ, SET MSP TO 12 AMPS
 FOR 460V, SET MSP TO 11 AMPS
 FOR 575V, SET MSP TO 8 AMPS



ITEM	QTY.	PART #	DESCRIPTION
1	4	04110115	CIRCUIT-BREAKER,MSP,8-12A,65KA,480V
2	4	04020032	CONTACTOR,25A,24V-50/60HZ,AUX-NO,600V
3	2	36650	END-STOP,6mm,PLST,GRAY,249-116
4	1	04110039	FUSE,7.5A,MINI,FAST-ACTING,AUTOMOTIVE
5	1	04110031	FUSE-HOLDER,AUTOMOTIVE,TERM-BLK
6	4	04110104	LINK,MODULE,SIZE-S0,MSP-TO-CONTACTOR
7	4	04110103	MSP,PHASE,SEPARATOR,FRAME-SIZE-B
8	1	04590020	RECTIFIER-BRIDGE,SILICONE,SINGLE-PH,35A
9	6	36506	TERMINAL-BLK,26-12GA,2P,PLST,280-601
10	2	36507	TERMINAL-BLK,26-14GA,4P,GRAY
11	6	04100039	TERMINAL-BLOCK,WAGO,3P,8-20AWG,GRAY

380-460-575V 60 HZ MOTOR STARTERS AND OSCILLATING DRYER

PICTORIAL PARTS CATALOG

DESCRIPTION:
 380-460-575V MOTOR STARTERS
 AND OSCILLATING COMPONENTS

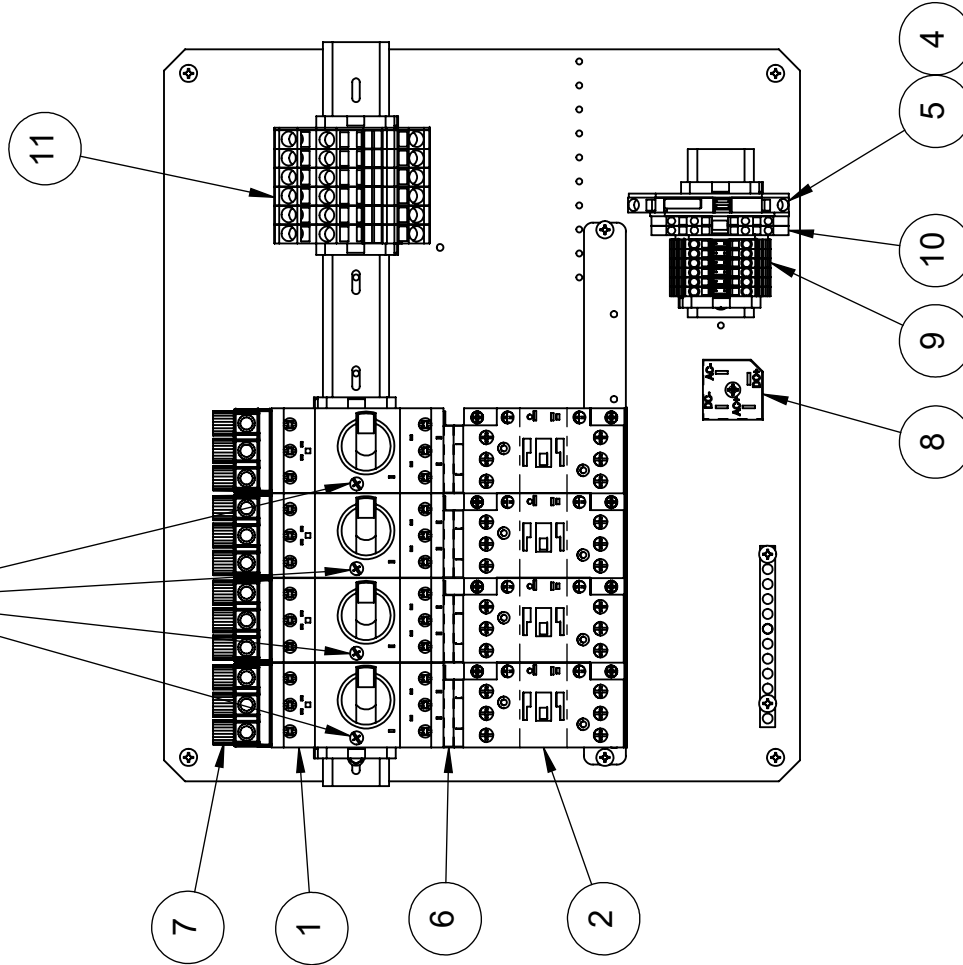
DWG. NO. 11010319 REV 02 SHEET 2 OF 3



PDQ
 VEHICLE WASH SYSTEMS

PART OF OPW
 A DOVER COMPANY

FOR 380V 50 HZ, SET MSP TO 7 AMPS



380V, 50HZ MOTOR STARTERS AND OSCILLATING DRYER

ITEM	QTY.	PART #	DESCRIPTION
1	4	04110108	CIRCUIT-BREAKER,MSP,6.3-10A,65KA,480V
2	4	04020032	CONTACTOR,25A,24V-50/60HZ,AUX-NO,600V
3	2	36650	END-STOP,6mm,PLST,GRAY,249-116
4	1	04110039	FUSE,7.5A,MINI,FAST-ACTING,AUTOMOTIVE
5	1	04110031	FUSE-HOLDER,AUTOMOTIVE,TERM-BLK
6	4	04110104	LINK,MODULE,SIZE-S0,MSP-TO-CONTACTOR
7	4	04110103	MSP,PHASE-SEPARATOR,FRAME-SIZE-B
8	1	04590020	RECTIFIER-BRIDGE,SILICONE,SINGLE-PH,35A
9	6	36506	TERMINAL-BLK,26-12GA,2P,PLST,280-601
10	2	36507	TERMINAL-BLK,26-14GA,4P,GRAY
11	6	04100039	TERMINAL-BLOCK,WAGO,3P,8-20AWG,GRAY

PICTORIAL PARTS CATALOG

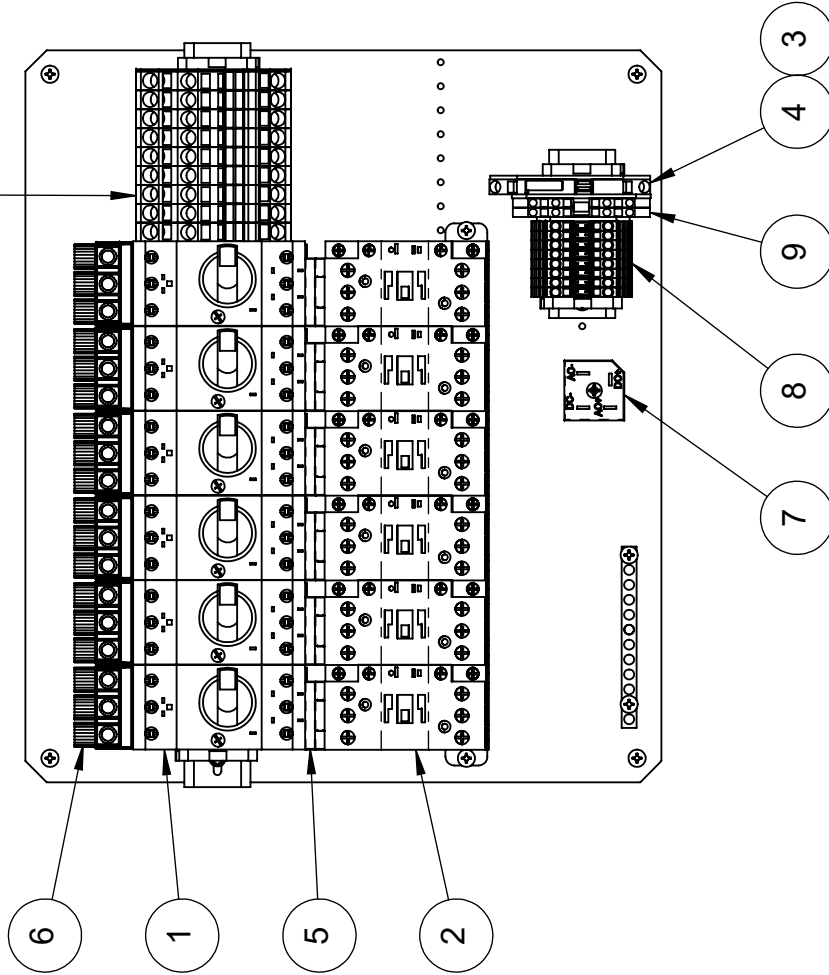
DESCRIPTION:
380V, 50HZ MOTOR STARTERS
AND OSCILLATING COMPONENTS

DWG. NO. 11010319 REV 02 SHEET 3 OF 3



PDQ
VEHICLE WASH SYSTEMS

PART OF OPW
ADOVER COMPANY



208-230V MOTOR STARTERS AND AND OSCILLATING DRYER

ITEM	QTY.	PART #	DESCRIPTION
1	6	04110102	CIRCUIT-BREAKER,MSP,20-25A,65KA,480V
2	6	04020032	CONTACTOR,25A,24V-50/60HZ,AUX-NO,600V
3	1	04110039	FUSE,7.5A,MINI,FAST-ACTING,AUTOMOTIVE
4	1	04110031	FUSE-HOLDER,AUTOMOTIVE,TERM-BLK
5	6	04110104	LINK,MODULE,SIZE-S0,MSP-TO-CONTACTOR
6	6	04110103	MSP,PHASE,SEPARATOR,FRAME-SIZE-B
7	1	04590020	RECTIFIER-BRIDGE,SILICONE,SINGLE-PH,35A
8	8	36506	TERMINAL-BLK,26-12GA,2P,PLST,280-601
9	2	36507	TERMINAL-BLK,26-14GA,4P,GRAY
10	9	04100039	TERMINAL-BLOCK,WAGO,3P,8-20AWG,GRAY

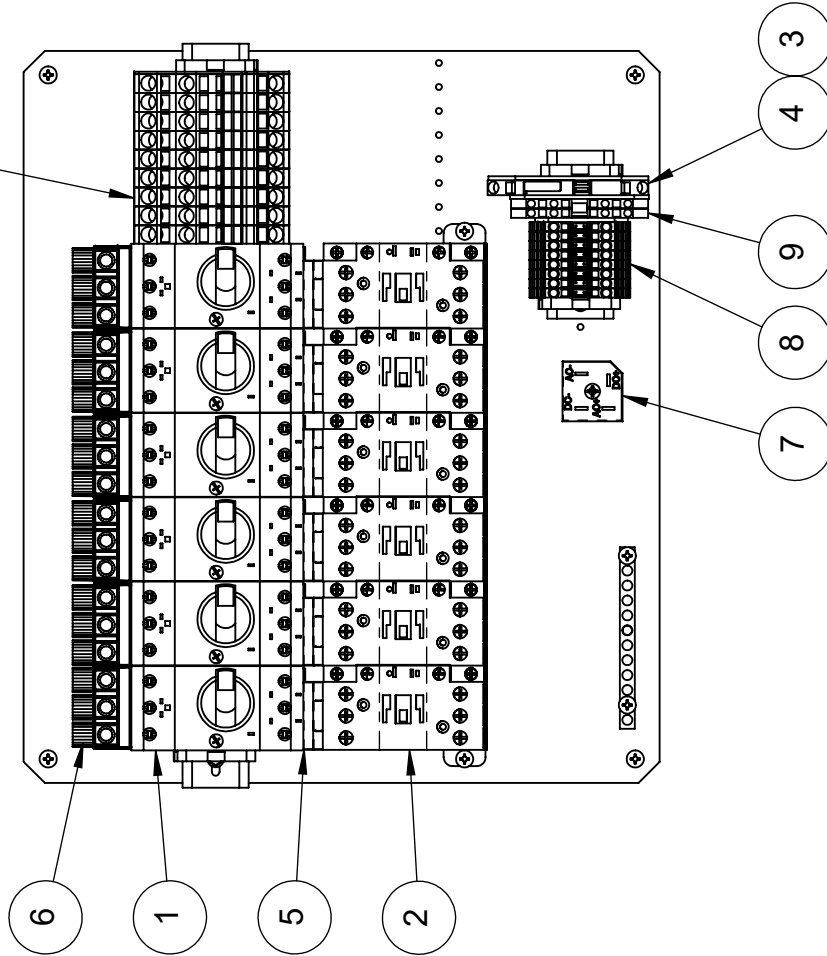
PICTORIAL PARTS CATALOG

DESCRIPTION:
**208-230V MOTOR STARTERS AND
 OSCILLATING COMPONENTS**

DWG. NO. 11010321 REV 01 SHEET 1 OF 3



ADDOVER COMPANY



380-460-575V MOTOR STARTERS AND OSCILLATING DRYER

ITEM	QTY.	PART #	DESCRIPTION
1	6	04110115	CIRCUIT-BREAKER,MSP,8-12A,65KA,480V
2	6	04020032	CONTACTOR,25A,24V-50/60HZ,AUX-NO,600V
3	1	04110039	FUSE,7.5A,MINI,FAST-ACTING,AUTOMOTIVE
4	1	04110031	FUSE-HOLDER,AUTOMOTIVE,TERM-BLK
5	6	04110104	LINK,MODULE,SIZE-S0,MSP-TO-CONTACTOR
6	6	04110103	MSP,PHASE,SEPARATOR,FRAME-SIZE-B
7	1	04590020	RECTIFIER-BRIDGE,SILICONE,SINGLE-PH,35A
8	8	36506	TERMINAL-BLK,26-12GA,2P,PLST,280-601
9	2	36507	TERMINAL-BLK,26-14GA,4P,GRAY
10	9	04100039	TERMINAL-BLOCK,WAGO,3P,8-20AWG,GRAY

PICTORIAL PARTS CATALOG

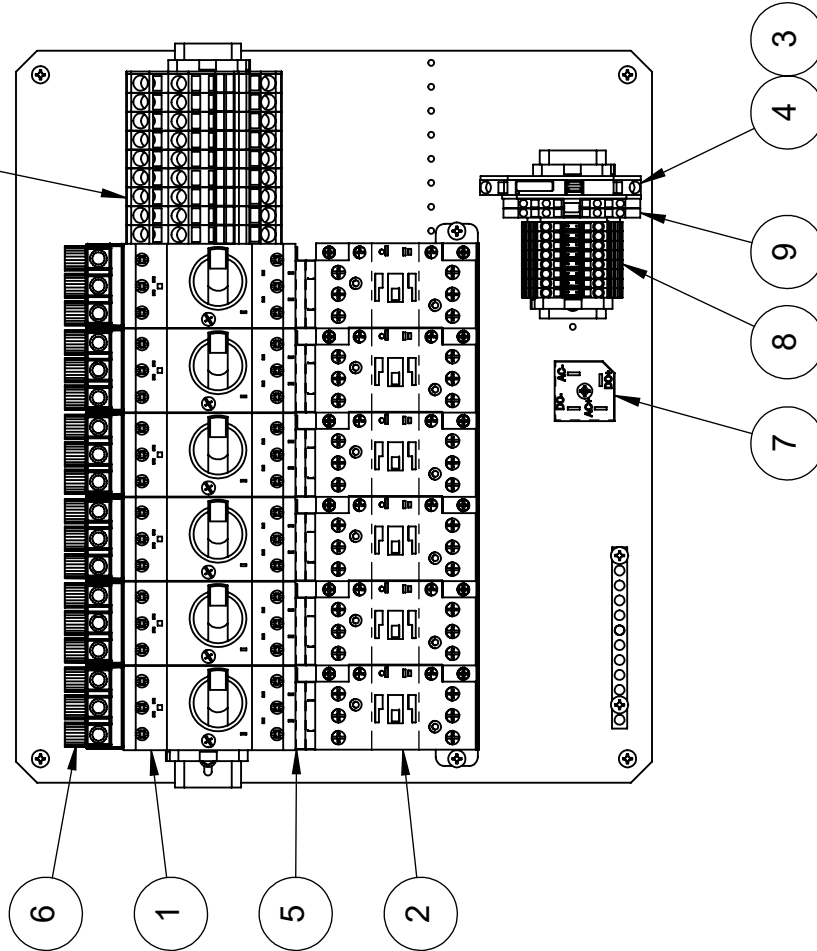
DESCRIPTION:
**380-460-575V MOTOR STARTERS
 AND OSCILLATING COMPONENTS**

DWG. NO. 11010321 REV 01 SHEET 2 OF 3



A-DOVER COMPANY

ITEM	QTY.	PART #	DESCRIPTION
1	6	04110108	CIRCUIT-BREAKER,MSP,6.3-10A,65KA,480V
2	6	04020032	CONTACTOR,25A,24V-50/60HZ,AUX-NO,600V
3	1	04110039	FUSE,7.5A,MINI,FAST-ACTING,AUTOMOTIVE
4	1	04110031	FUSE-HOLDER,AUTOMOTIVE,TERM-BLK
5	6	04110104	LINK,MODULE,SIZE-S0,MSP-TO-CONTACTOR
6	6	04110103	MSP,PHASE,SEPARATOR,FRAME-SIZE-B
7	1	04590020	RECTIFIER-BRIDGE,SILCONE,SINGLE-PH,35A
8	8	36506	TERMINAL-BLK,26-12GA,2P,PLST,280-601
9	2	36507	TERMINAL-BLK,26-14GA,4P,GRAY
10	9	04100039	TERMINAL-BLOCK,WAGO,3P,8-20AWG,GRAY



380V, 50HZ MOTOR STARTERS AND OSCILLATING DRYER

PICTORIAL PARTS CATALOG

DESCRIPTION:
**380V, 50HZ MOTOR STARTERS
 AND OSCILLATING COMPONENTS**

DWG. NO. **11010321** REV **01** SHEET **3 OF 3**

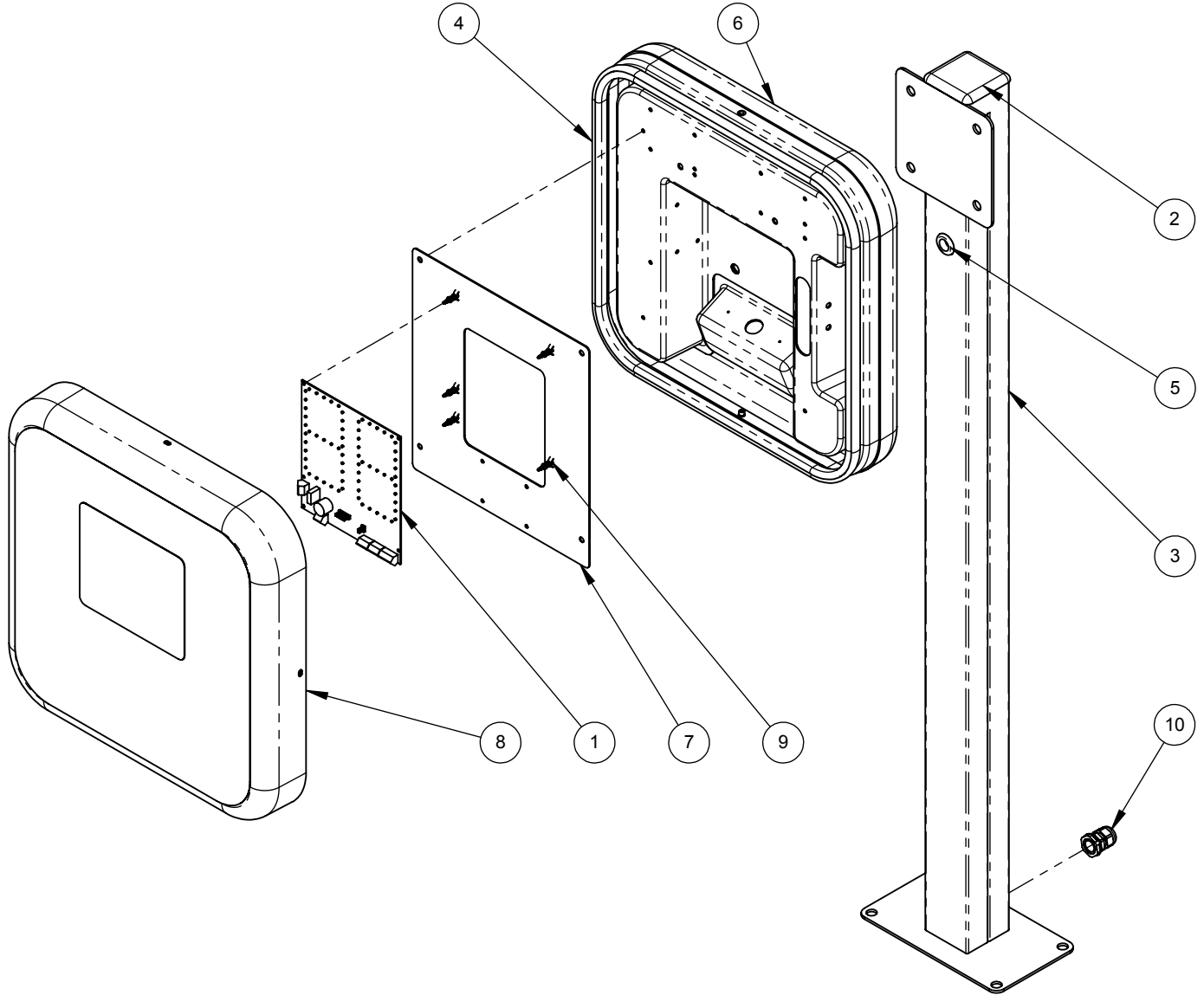


A DOVER COMPANY



SIGN FACE

ITEM	PART #	DESCRIPTION
1	04580032	CIRCUIT BOARD, PDQ COUNTDOWN TIMER,24VAC
2	06160198	COVER,ENDPLATE,LWM5,3.00x3.00-TUBE
3	06250040	FRAME,TIMER,50.13,SST
4	06070030	GASKET,HOUSING,ENTRANCE-SIGN,NPRN
5	76140	GROMMET, .62x1.12x.06,BUNA
6	06240061	PANEL,SIGN,18x18,MOLDED,BACK,ENTRANCE
7	06240245	PLATE,ADAPTER,COUNTDWTIMER,SIGN
8	06420163	SIGN-FACE,COUNTDOWN-TIMER,BSC,ENG,LW
9	05130025	STAND-OFF,SNAP-IN,PCB-MT,INBAY/CONFIRM
10	36402	STRAIN-RELIEF, .236-.472",POLY,W/LOCKNUT



PICTORIAL PARTS CATALOG

DESCRIPTION:
BASIC COUNTDOWN TIMER - ENGLISH TEXT

DWG. NO.	REV	SHEET
09020158	00	1 OF 1

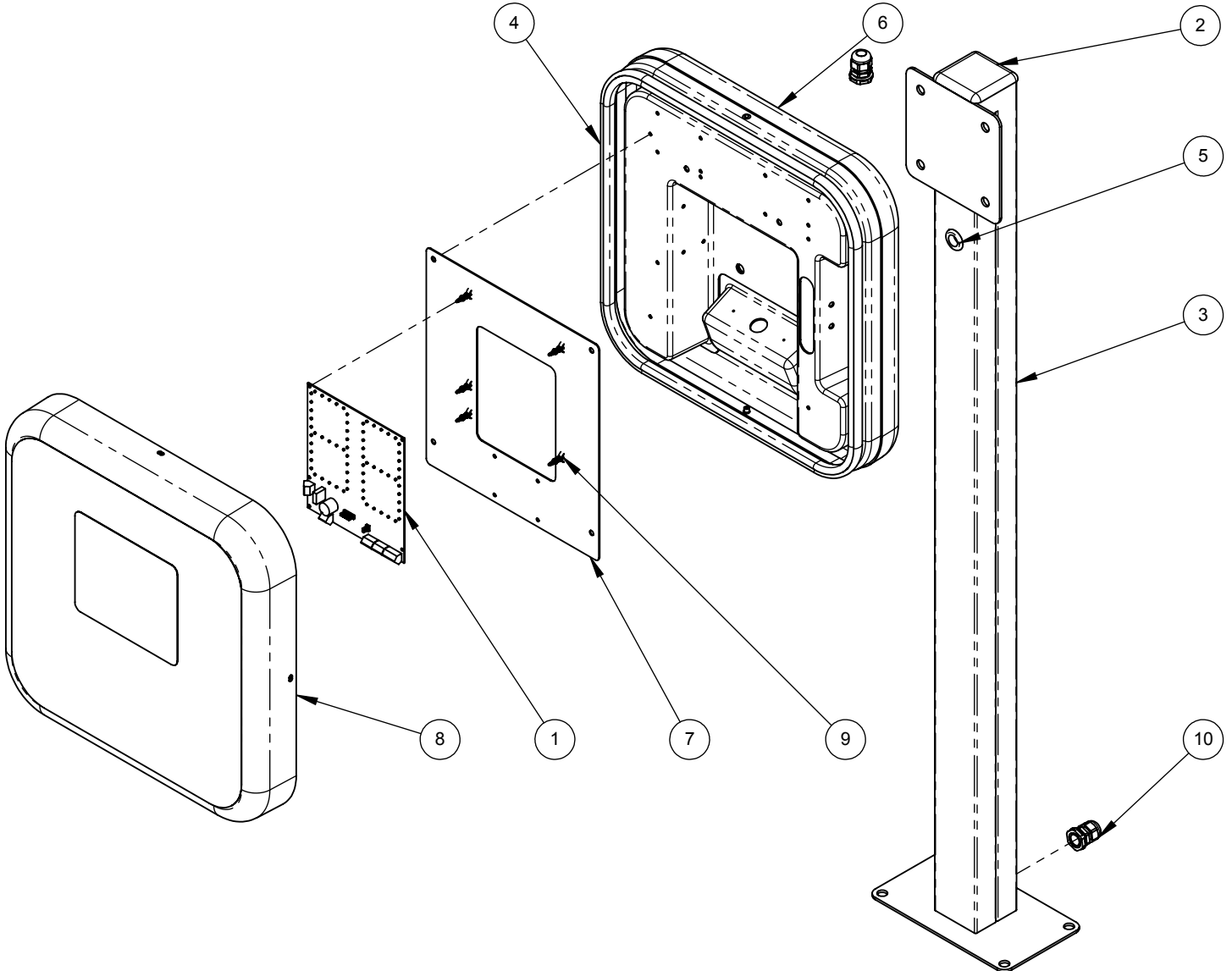
PDQ
 VEHICLE WASH SYSTEMS

PART OF OPW **DOVER** COMPANY



SIGN FACE

ITEM	PART #	DESCRIPTION
1	04580032	CIRCUIT BOARD, PDQ COUNTDOWN TIMER,24VAC
2	06160198	COVER,ENDPLATE,LWM5,3.00x3.00-TUBE
3	06250040	FRAME,TIMER,50.13,SST
4	06070030	GASKET,HOUSING,ENTRANCE-SIGN,NPRN
5	76140	GROMMET, .62x1.12x.06,BUNA
6	06240061	PANEL,SIGN,18x18,MOLDED,BACK,ENTRANCE
7	06240245	PLATE,ADAPTER,COUNTDWTIMER,SIGN
8	06420164	SIGN-FACE,COUNTDOWN-TIMER,BSC,NTXT,LW
9	05130025	STAND-OFF,SNAP-IN,PCB-MT,INBAY/CONFIRM
10	36402	STRAIN-RELIEF, .236-.472",POLY,W/LOCKNUT



PICTORIAL PARTS CATALOG

DESCRIPTION:
**BASIC COUNTDOWN-TIMER
 NO TEXT**

DWG. NO.	REV	SHEET
09020159	00	1 OF 1

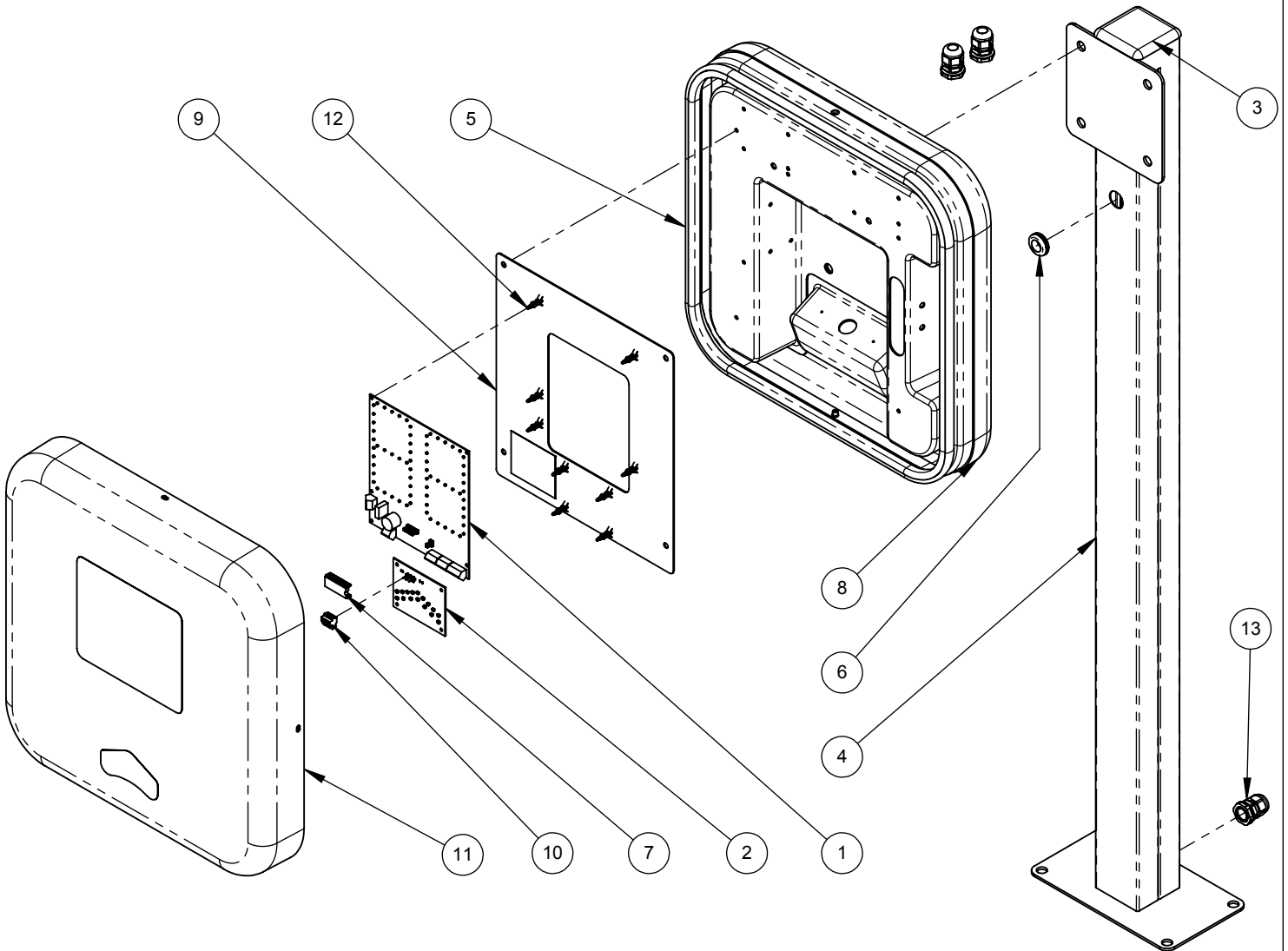
PDQ
 VEHICLE WASH SYSTEMS

PART OF OPW **DOVER** COMPANY



SIGN FACE

ITEM	PART #	DESCRIPTION
1	04580032	CIRCUIT BOARD, PDQ COUNTDOWN TIMER,24VAC
2	04580027	CIRCUIT-BOARD,LED,CHEVRON,GREEN
3	06160198	COVER,ENDPLATE,LWM5,3.00x3.00-TUBE
4	06250040	FRAME,TIMER,50.13,SST
5	06070030	GASKET,HOUSING,ENTRANCE-SIGN,NPRN
6	76140	GROMMET,.62x1.12x.06,BUNA
7	04590019	IC-CHIP,ISOLATED_RS485,COUNTDOWNTIMER
8	06240061	PANEL,SIGN,18x18,MOLDED,BACK,ENTRANCE
9	06240245	PLATE,ADAPTER,COUNTDWNTIMER,SIGN
10	04560020	PLUG,PCB,3PIN,5mm,250V/10A,14-24AWG,GRN
11	06420161	SIGN-FACE,COUNTDOWN-TIMER,DLX,ENG,LW
12	05130025	STAND-OFF,SNAP-IN,PCB-MT,INBAY/CONFIRM
13	36402	STRAIN-RELIEF,.236-.472",POLY,W/LOCKNUT



PICTORIAL PARTS CATALOG

DESCRIPTION:
**DELUXE COUNTDOWN TIMER-
 ENGLISH TEXT**

DWG. NO.	REV	SHEET
09020156	00	1 OF 1

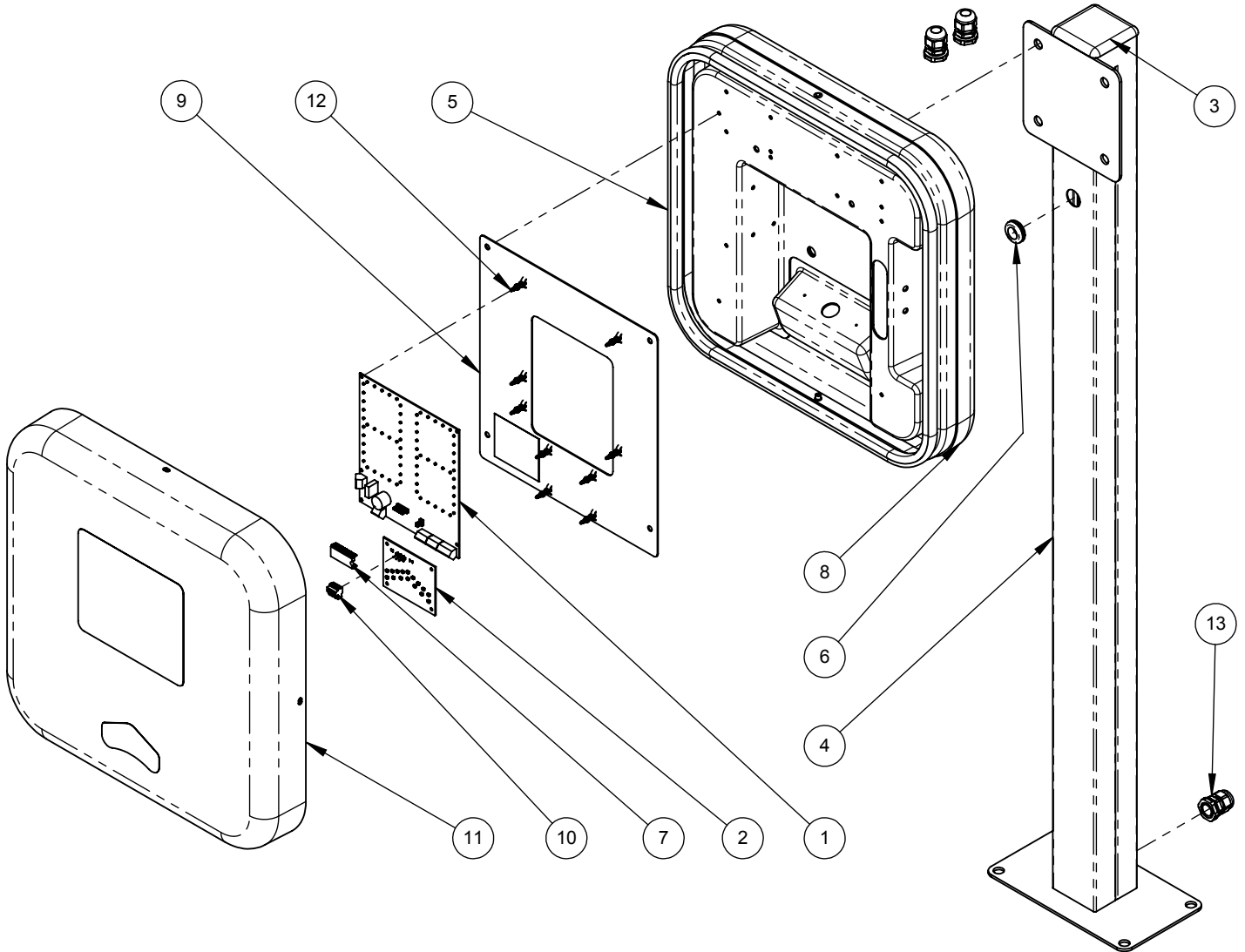
PDQ
 VEHICLE WASH SYSTEMS

PART OF OPW **DOVER** COMPANY



SIGN FACE



ITEM	PART #	DESCRIPTION
1	04580032	CIRCUIT BOARD, PDQ COUNTDOWN TIMER,24VAC
2	04580027	CIRCUIT-BOARD,LED,CHEVRON,GREEN
3	06160198	COVER,ENDPLATE,LWM5,3.00x3.00-TUBE
4	06250040	FRAME,TIMER,50.13,SST
5	06070030	GASKET,HOUSING,ENTRANCE-SIGN,NPRN
6	76140	GROMMET,.62x1.12x.06,BUNA
7	04590019	IC-CHIP,ISOLATED_RS485,COUNTDOWNTIMER
8	06240061	PANEL,SIGN,18x18,MOLDED,BACK,ENTRANCE
9	06240245	PLATE,ADAPTER,COUNTDWNTIMER,SIGN
10	04560020	PLUG,PCB,3PIN,5mm,250V/10A,14-24AWG,GRN
11	06420162	SIGN-FACE,COUNTDOWN-TIMER,DLX,NTXT,LW
12	05130025	STAND-OFF,SNAP-IN,PCB-MT,INBAY/CONFIRM
13	36402	STRAIN-RELIEF,.236-.472",POLY,W/LOCKNUT




PICTORIAL PARTS CATALOG

DESCRIPTION:
**DELUXE COUNTDOWN TIMER-
NO TEXT**

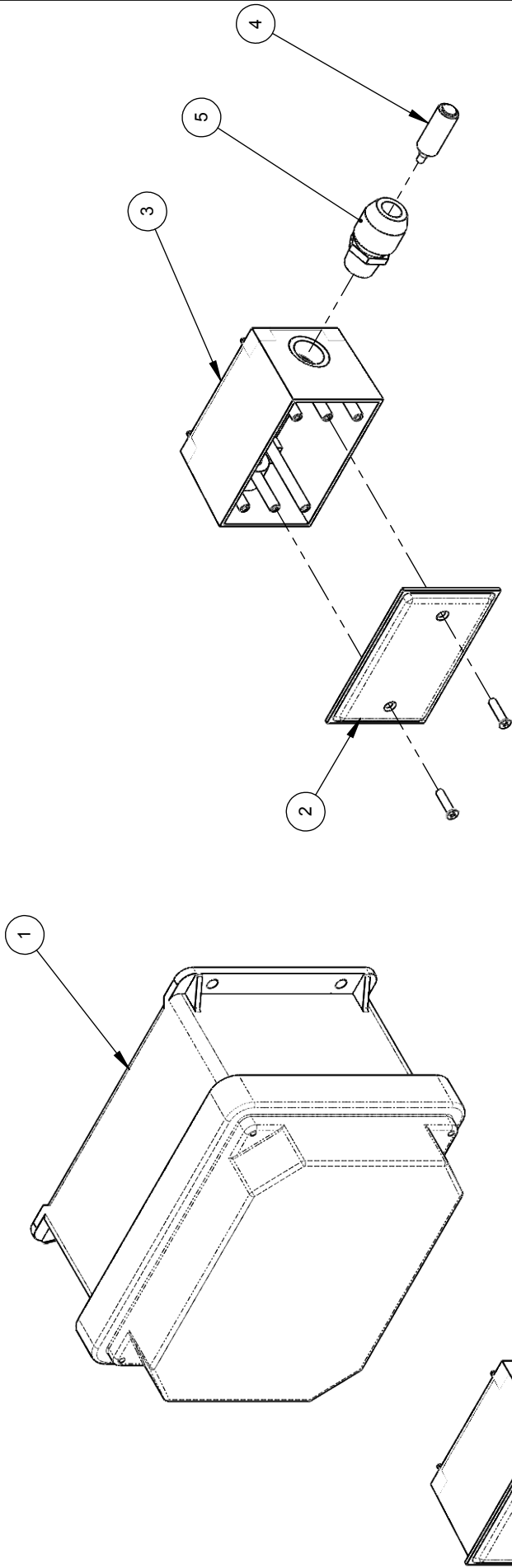
DWG. NO.	REV	SHEET
09020157	00	1 OF 1

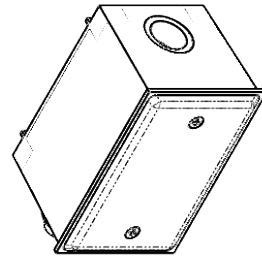
VEHICLE WASH SYSTEMS

PART OF OPW 

ITEM	PART #	DESCRIPTION
1	11010275	CONTROL-BOX,DOOR-PACKAGE,BASIC
2	39613	COVER PLATE WEATHERPROOF BLANK
3	39609	JUNCTION-BOX,2x4,OUTDOOR
4	93176	PHOTO-EYE,THRU-BEAM,SET,14MM,CARLO
5	36415	STRAIN RELIEF 1/2 .31-.56"CORD,PLASTIC



EYE ASSEMBLY



PICTORIAL PARTS CATALOG
 DESCRIPTION: DRYER SHUTOFF KIT

DWG. NO. KIT4930S REV 01 SHEET 1 OF 1

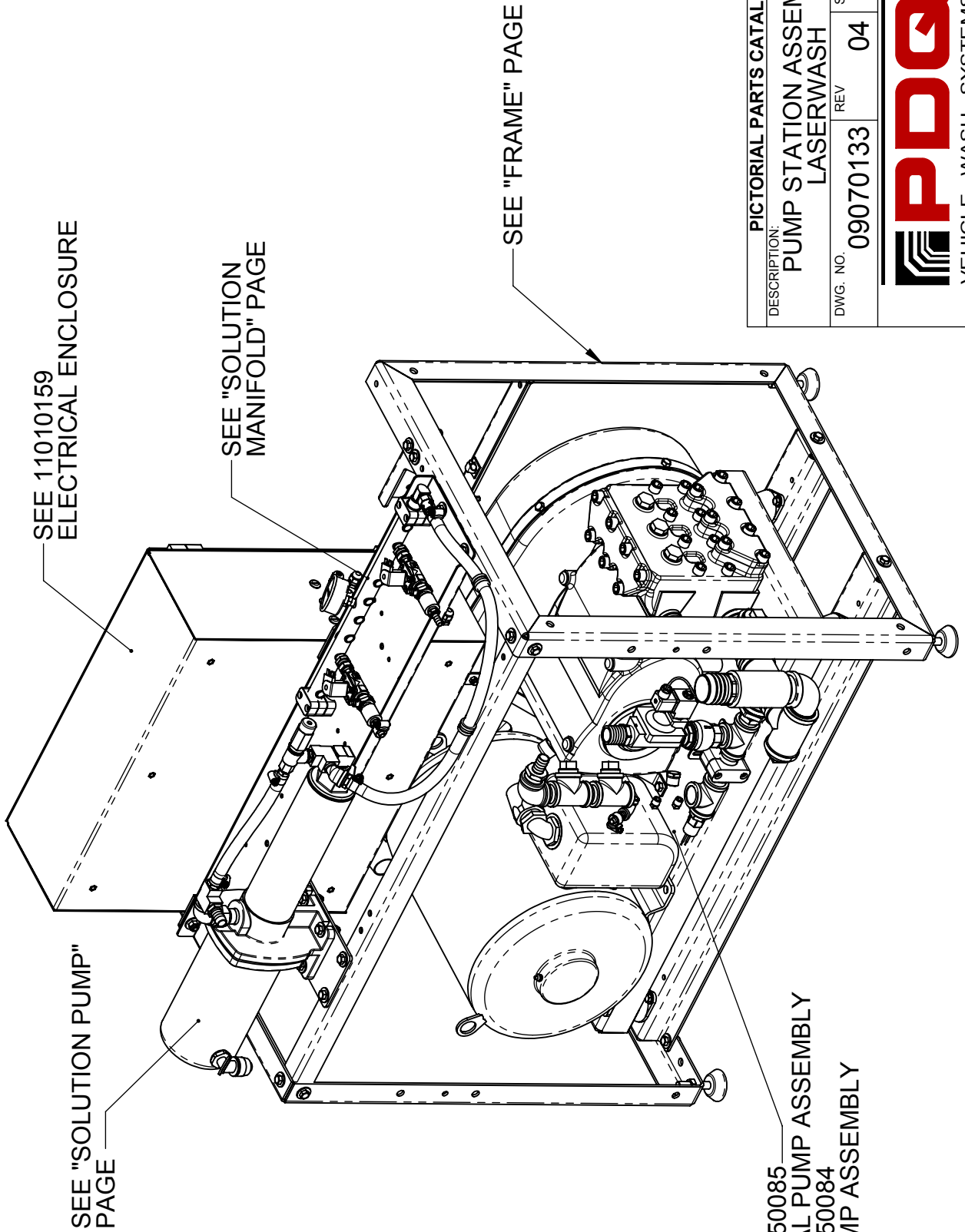


PDQ
 VEHICLE WASH SYSTEMS

PART OF OPW
 A DOVER COMPANY



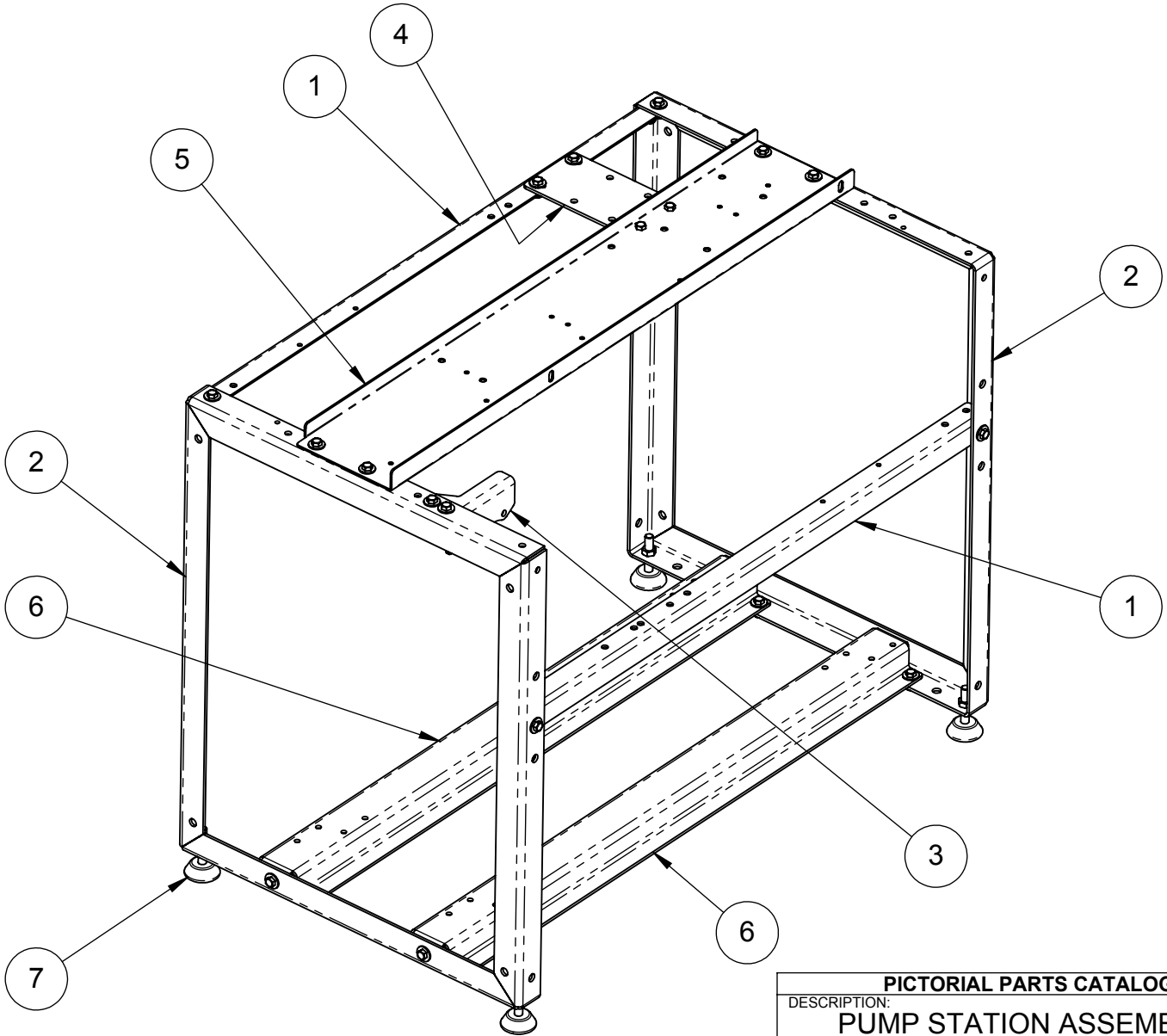
Pump Station



PICTORIAL PARTS CATALOG	
DESCRIPTION: PUMP STATION ASSEMBLY LASERWASH	
DWG. NO.	REV
09070133	04
SHEET	
1 OF 1	
 PDQ VEHICLE WASH SYSTEMS <small>PART OF OPW</small> 	

THIS DRAWING AND THE INFORMATION THEREIN IS THE SOLE PROPERTY OF PDQ MANUFACTURING, INC. AND CANNOT BE COPIED OR DISCLOSED WITHOUT THE WRITTEN CONSENT OF PDQ MANUFACTURING, INC.

ITEM	PART #	DESCRIPTION
1	06140867	BRACKET,CROSS,PUMP-STATION,LW/LJ
2	06140865	BRACKET,FRAME,PUMP-STATION,LASERWASH
3	06140868	BRACKET,HP-VALVE,LASERWASH
4	06140893	BRACKET,PUMP,SOLUTION,LASERWASH
5	06140863	BRACKET,SOLUTION,LP,LASERWASH/LASERJET
6	06140864	BRACKET,SUPPORT,PUMP,LASERWASH
7	15025	MOUNT,FOOT,1/2-13x2.50,NPRN/SST,W/NUTS



FRAME

PICTORIAL PARTS CATALOG		
DESCRIPTION: PUMP STATION ASSEMBLY LASERWASH		
DWG. NO. 09070133	REV 04	SHEET 1 OF 1






VEHICLE WASH SYSTEMS

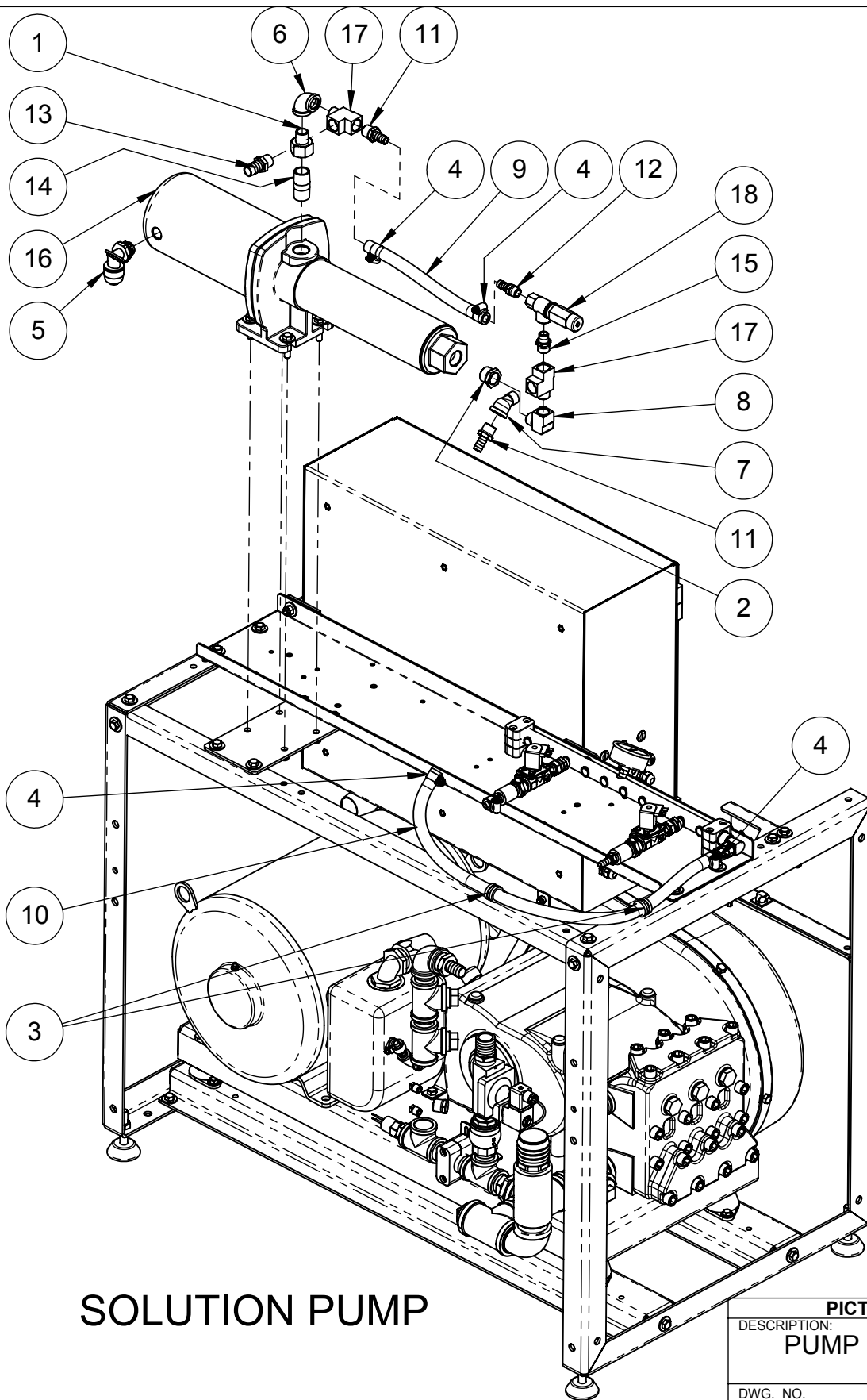
PART OF OPW DOVER COMPANY

SOLUTION PUMP ASSEMBLY

SEE NEXT PAGE

ITEM	PART #	DESCRIPTION
1	67923-B	ADAPTER,3/4FPTx1/2MPT,BRS
2	67709-B	BUSHING,3/4NPTx1/2NPT,BRS
3	05050008	CLAMP,CABLE,CUSHION,3/4",SST
4	75101	CLAMP,HOSE,#6,.38-.50H,SST
5	36084	CONNECTOR,CONDUIT,1/2,ADJUSTABLE,PVC
6	67406-4B	ELBOW,1/2NPT,90DEG,SC40,BRS
7	67475-4B	ELBOW,STREET,1/2NPT,45DEG,SC40,BRS
8	67491-4B	ELBOW,STREET,1/2NPT,90DEG,SC40,BRS
9	01130005	HOSE,.50,300PSI,RED,SYN-RBR,SYN-YRN
10	01130005	HOSE,.50,300PSI,RED,SYN-RBR,SYN-YRN
11	68117-MHB	HOSE-BARB,1/2Hx1/2MNPT,BRS
12	68116-MHB	HOSE-BARB,1/2Hx3/8MNPT,BRS
13	68122-MHB	HOSE-BARB,3/4Hx1/2MNPT,BRS
14	67014-B4B	NIPPLE,3/4NPTx2.00,SC40,BRS
15	67057-4B	NIPPLE,HEX,1/2NPTx3/8NPT,BRS
16	03180016	PUMP,STA-RITE,11STG,1HP,3PH,208-230/460V
17	67200-4B	TEE,1/2NPT,MALE-RUN,SC40,BRS
18	63177	VALVE,RELIEF,3/8NPT,6GPM,350PSI,BRS

PICTORIAL PARTS CATALOG		
DESCRIPTION: PUMP STATION ASSEMBLY LASERWASH		
DWG. NO. 09070133	REV 04	SHEET 1 OF 1
 		
VEHICLE WASH SYSTEMS <small>PART OF OPW A DOVER COMPANY</small>		



SOLUTION PUMP

PICTORIAL PARTS CATALOG

DESCRIPTION:
**PUMP STATION ASSEMBLY
 LASERWASH**

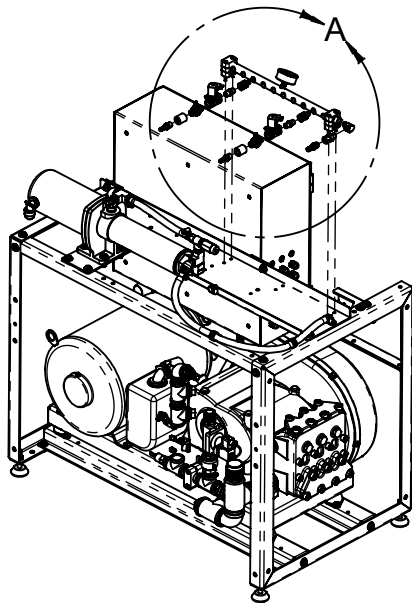
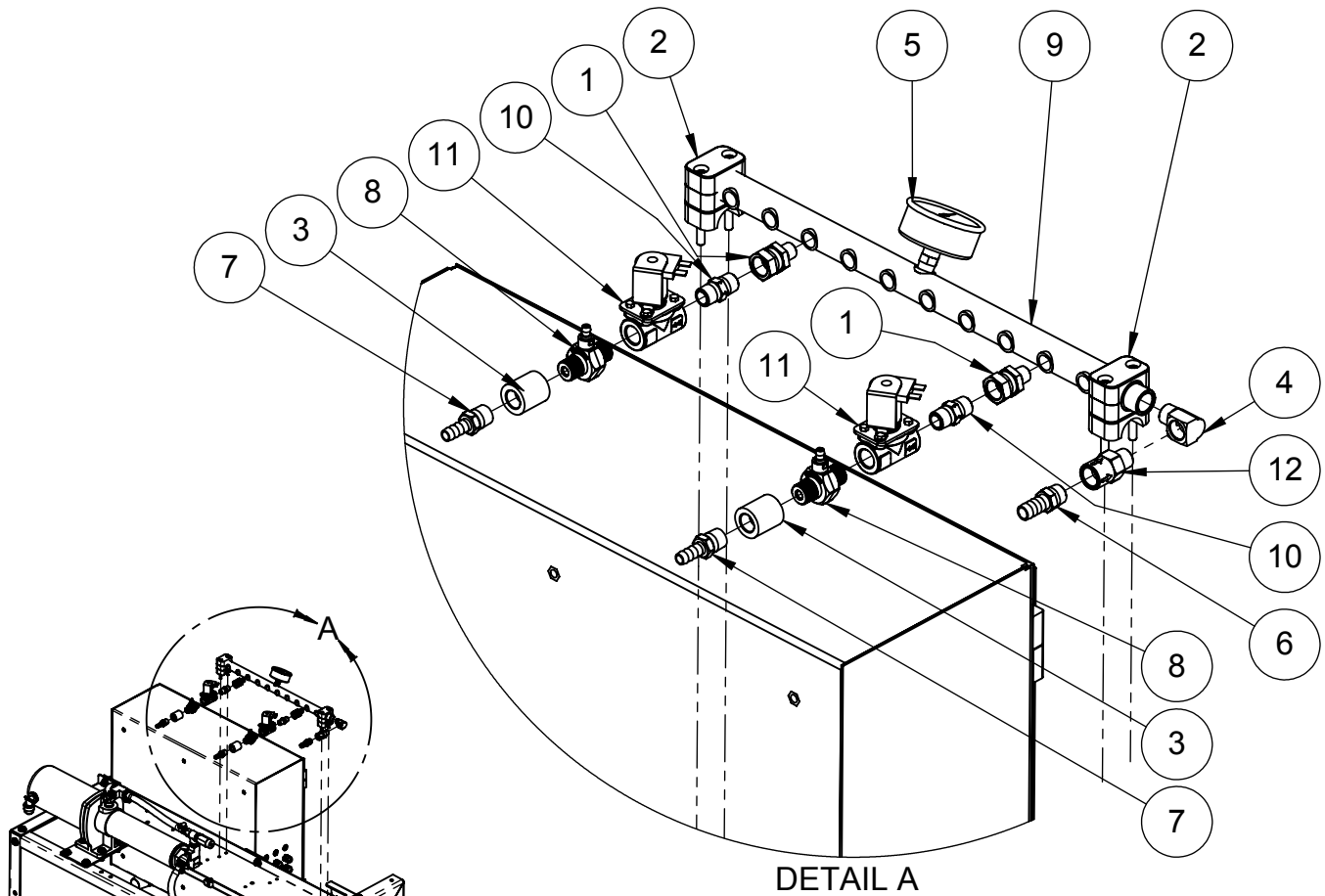
DWG. NO.	REV	SHEET
09070133	04	1 OF 1



VEHICLE WASH SYSTEMS

PART OF OPW DOVER COMPANY

ITEM	PART #	DESCRIPTION
1	44553-S	ADAPTER,3/8FNPT-SWIVELx1/4MNPT,SST
2	75016	CLAMP,TUBE,1",PP,STANDARD
3	67794-4S	COUPLING,3/8NPT,SST
4	67489-4B	ELBOW,STREET,3/8NPT,90DEG,SC40,BRS
5	25046	GAUGE,PRES,0-400PSI,1/4NPT,CBM,LIQ,2.50"
6	68116-MHB	HOSE-BARB,1/2Hx3/8MNPT,BRS
7	03310038	HOSE-BARB,3/8Hx3/8MNPT,SST
8	63487	INJECTOR,.086,SST/KYNAR
9	03220225	MANIFOLD,SOLUTION,LP,LASERWASH
10	67055-4B	NIPPLE,HEX,3/8NPT,BRS
11	03010090	VALVE,.38,SST,NC,200PSI,24VAC
12	03010101	VALVE,CHECK,3/8,BRS,SST-INTL, FNPTxMNPT



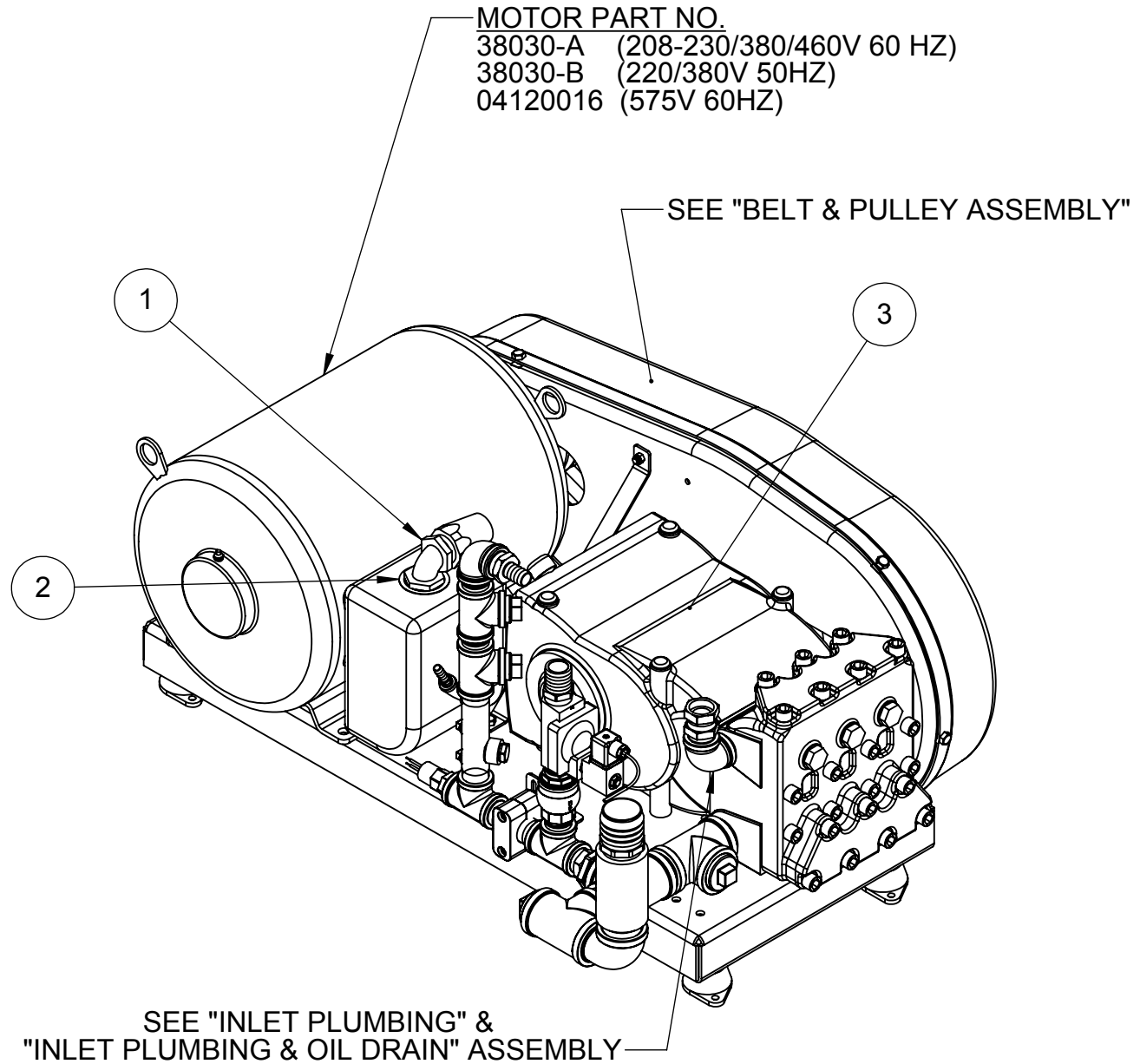
SOLUTION MANIFOLD

PICTORIAL PARTS CATALOG		
DESCRIPTION: PUMP STATION ASSEMBLY LASERWASH		
DWG. NO. 09070133	REV 04	SHEET 1 OF 1



PART OF OPW DOVER COMPANY

ITEM	PART #	DESCRIPTION
1	36088	CONNECTOR, CONDUIT, 1.00, 90-DEG, PVC, NUT
2	36173	KNOCKOUT ADAPTOR 1-1/2" X 1"
3	03180039	PUMP, EMPEROR, HTCK4050S, 36GPM, 800RPM






PICTORIAL PARTS CATALOG		
DESCRIPTION:		
EMPEROR PUMP		
DWG. NO.	REV	SHEET
11050085	12	1 OF 1



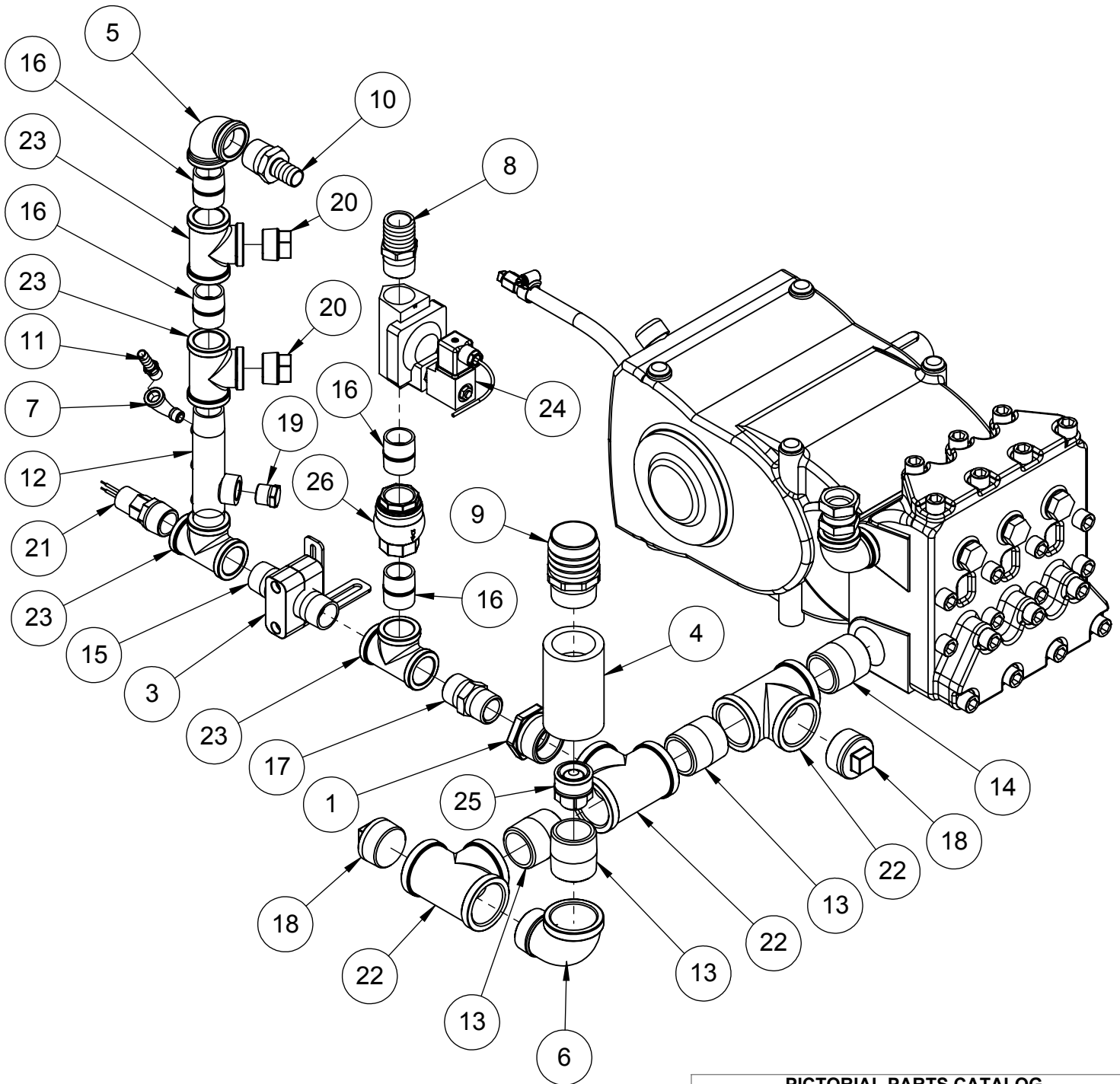
INLET PLUMBING



(SEE NEXT PAGE)

ITEM	PART #	DESCRIPTION
1	67725-B	BUSHING,1-1/2NPTx1NPT,BRS
2	67711-B	BUSHING,1NPTx1/4NPT,BRS
3	75025	CLAMP,PIPE,1.00,PP,STANDARD
4	03070053	COUPLING,1-1/2NPTx4",W/CHKSEAT,PVC
5	67410-4B	ELBOW,1NPT,90DEG,SC40,BRS
6	67497-4B	ELBOW,STREET,1-1/2NPT,90DEG,BRS
7	67487-4S	ELBOW,STREET,1/4NPT,90DEG,SC40,SST
8	68134-MHB	HOSE-BARB,1-1/4Hx1MNPT,BRS
9	68146-MHP	HOSE-BARB,2Hx1-1/2MPT,PVC
10	68124-MHB	HOSE-BARB,3/4Hx1MNPT,BRS
11	03310007	HOSE-BARB,3/8Hx1/4MNPT,316SST
12	03220318	MANIFOLD,PIPE,HP-SOLUTION,LW
13	67017-4B	NIPPLE,1-1/2NPTxCLOSE,SC40,BRS
14	67017-4S	NIPPLE,1-1/2NPTxCLOSE,SC40,SST
15	67015-F4S	NIPPLE,1NPTx4.00,SC40,SST
16	67015-4B	NIPPLE,1NPTxCLOSE,SC40,BRS
17	03130057	NIPPLE,HEX,1NPT,BRS
18	67607-B	PLUG,1-1/2NPT,SQ-HD,BRS
19	67653-B	PLUG,1/2NPT,HEX-HD,BRS
20	67605-B	PLUG,1NPT,SQ-HD,BRS
21	04040035	SWITCH,PRESSURE,2PSI,NO,1/4MNPT,48"LEADS
22	67131-4B	TEE,1-1/2NPT,PIPE,SC40,BRS
23	67125-4B	TEE,1NPT,PIPE,SC40,BRS
24	03010180	VALVE,1",BRASS,2-WAY,NC,232PSI,NAPLES
25	03010060	VALVE,CHECK,1-1/2",CRTG-STYLE,PLSTC/EPDM
26	63144	VALVE,CHECK,1FNPT,150PSI,BRS

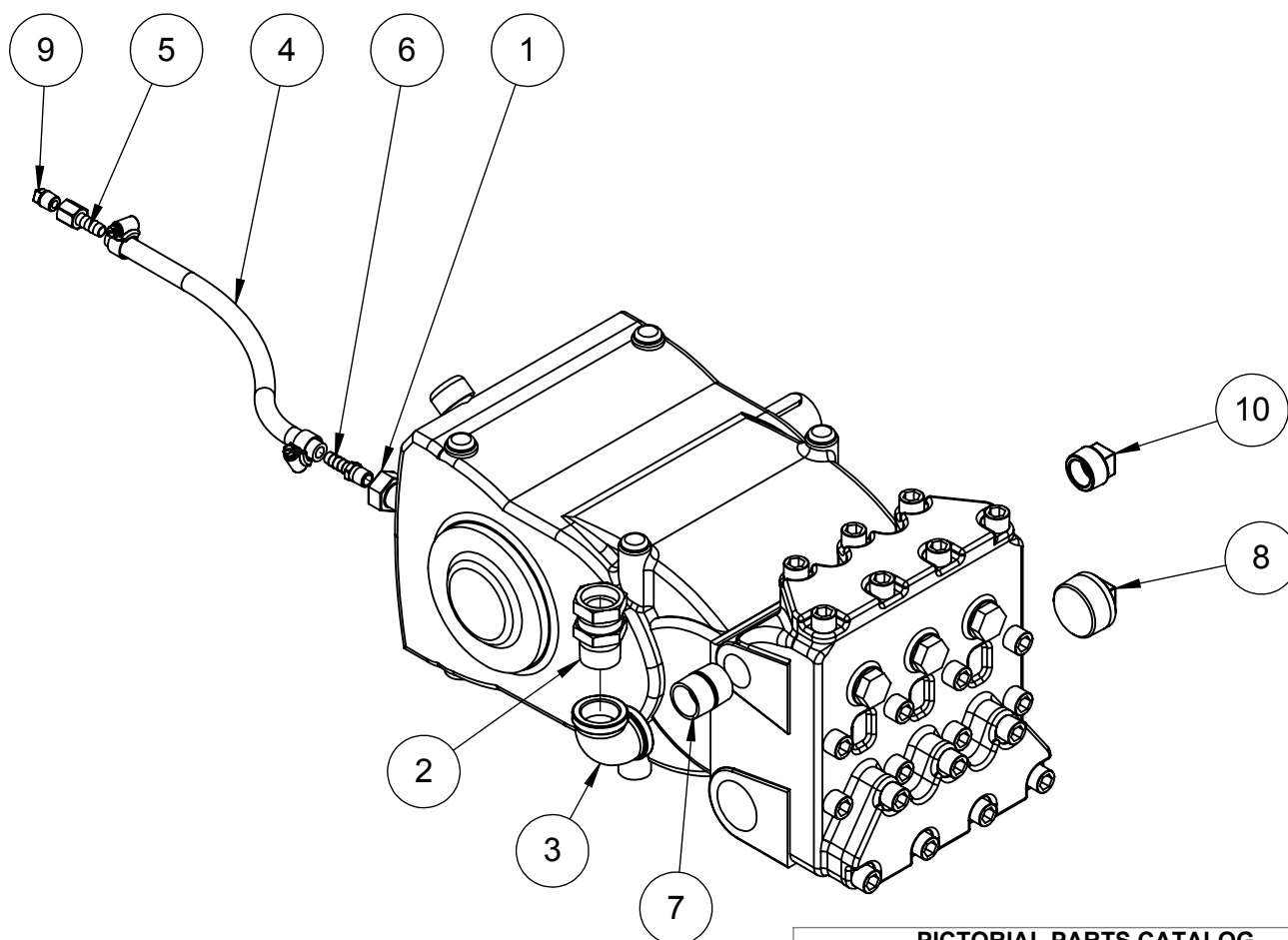
PICTORIAL PARTS CATALOG		
DESCRIPTION: EMPEROR PUMP		
DWG. NO. 11050085	REV 12	SHEET 1 OF 1
 		
VEHICLE WASH SYSTEMS		
PART OF OPW 		

INLET PLUMBING S/N 1421 AND ABOVE



PICTORIAL PARTS CATALOG		
DESCRIPTION: EMPEROR PUMP		
DWG. NO.	REV	SHEET
11050085	12	1 OF 1
 VEHICLE WASH SYSTEMS		
PART OF OPW 		

ITEM	PART #	DESCRIPTION
1	03140064	ADAPTER, 1/2BSPPx1/4FNPT
2	44562-N	ADAPTER, 1FNPT-SWIVELx1MNPT, NI-PLT
3	67410-4S	ELBOW, 1NPT, 90DEG, SC40, SST
4	03340098	HOSE, HYD, 24", .375, 300PSI, INSTA, GRIP
5	03310032	HOSE-BARB, 3/8Hx1/4FNPT, BRS
6	03310003	HOSE-BARB, 3/8Hx1/4MNPT, BRS
7	67015-4S	NIPPLE, 1NPTxCLOSE, SC40, SST
8	67607-B	PLUG, 1-1/2NPT, SQ-HD, BRS
9	67603-B	PLUG, 1/4NPT, SQ-HD, BRS
10	67605-B	PLUG, 1NPT, SQ-HD, BRS



INLET PLUMBING & OIL DRAIN

PICTORIAL PARTS CATALOG		
DESCRIPTION: EMPEROR PUMP		
DWG. NO.	REV	SHEET
11050085	12	1 OF 1



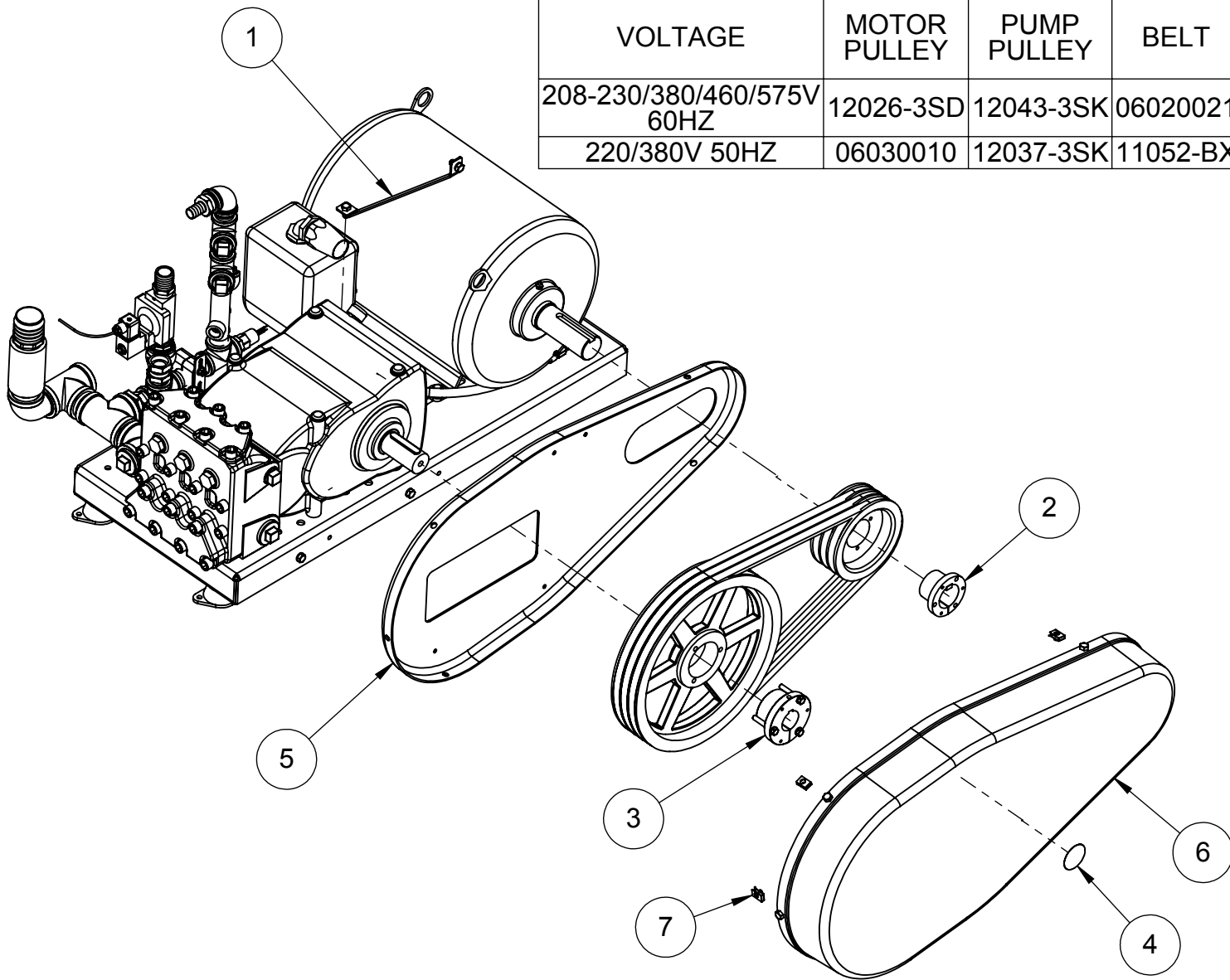

VEHICLE WASH SYSTEMS

PART OF OPW DOVER COMPANY

ITEM	PART #	REV	DESCRIPTION
1	06140889	01	BRACKET,BELT-GUARD-BRACE,SST
2	12532-SD	00	BUSHING,SHEAVE,1-7/8,TYPE-SD
3	06200074	00	BUSHING,SHEAVE,40MM,SK,STL
4	02030342	00	DECAL,WARNING,HAZARDOUS-MOVING-PARTS
5	06160354	03	GUARD,BELT,INNER,PUMP-STATION,LASERWASH
6	06160355	02	GUARD,BELT,OUTER,PUMP-STATION,LASERWASH
7	05020062	01	NUT,1/4-20,CAGE-TYPE,PLTD-STL

DRIVE COMPONENTS

VOLTAGE	MOTOR PULLEY	PUMP PULLEY	BELT
208-230/380/460/575V 60HZ	12026-3SD	12043-3SK	06020021
220/380V 50HZ	06030010	12037-3SK	11052-BX

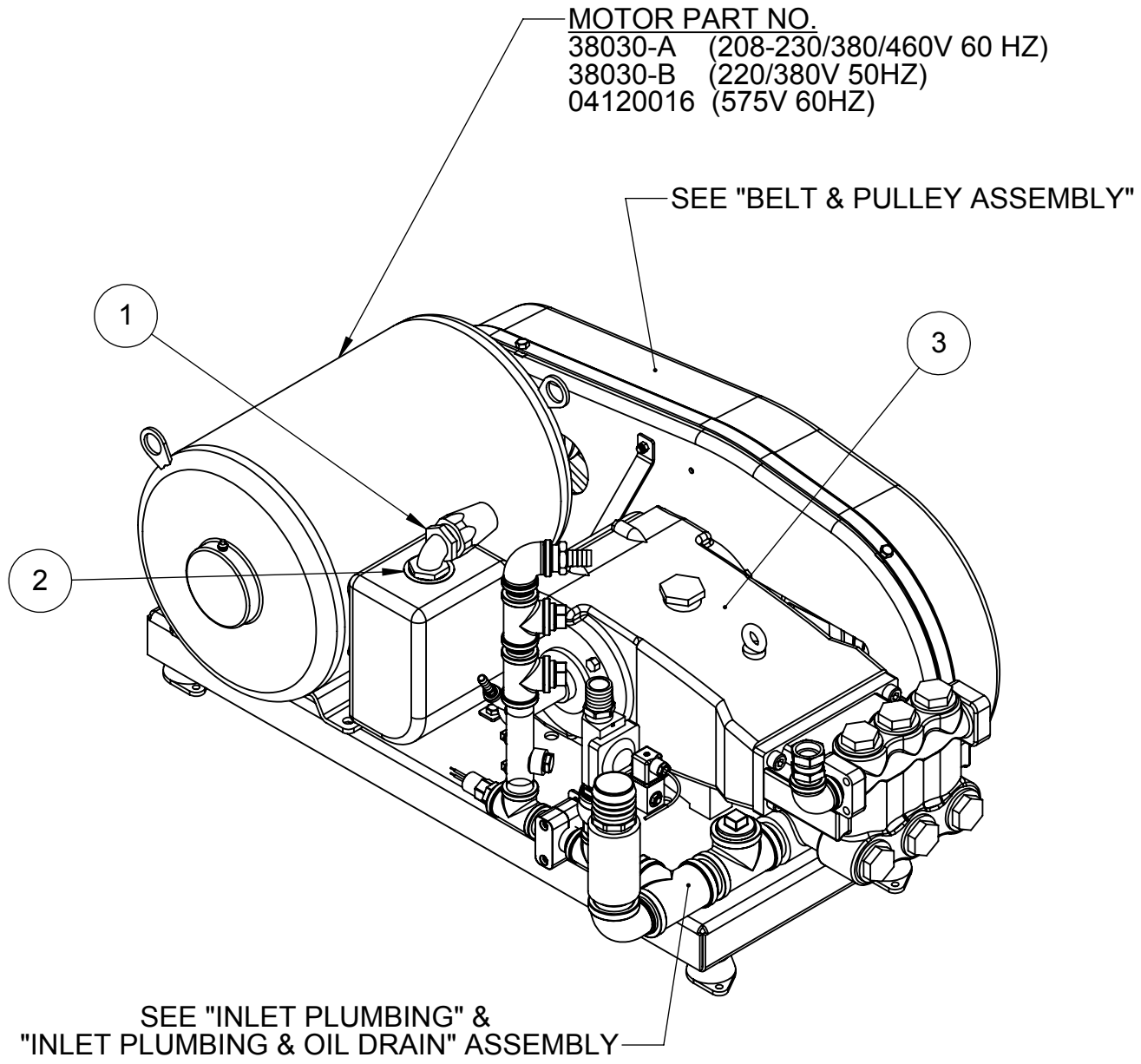


BELT & PULLEY ASSEMBLY

PICTORIAL PARTS CATALOG			
DESCRIPTION: EMPEROR PUMP			
DWG. NO.	REV	SHEET	
11050085	12	1 OF 1	



ITEM	PART #	DESCRIPTION
1	36088	CONNECTOR, CONDUIT, 1.00, 90-DEG, PVC, NUT
2	36173	KNOCKOUT ADAPTOR 1-1/2" X 1"
3	62700	PUMP, CAT, 3535, 36GPM, 1200, PSI, PLUNGER



PICTORIAL PARTS CATALOG

DESCRIPTION:
CAT HP PUMP-UNIT

DWG. NO.	REV	SHEET
11050084	09	1 OF 1



INLET PLUMBING

(SEE NEXT PAGE)

ITEM	PART #	DESCRIPTION
1	67725-B	BUSHING,1-1/2NPTx1NPT,BRS
2	67711-B	BUSHING,1NPTx1/4NPT,BRS
3	75025	CLAMP,PIPE,1.00,PP,STANDARD
4	03070053	COUPLING,1-1/2NPTx4",W/CHKSEAT,PVC
5	67410-4B	ELBOW,1NPT,90DEG,SC40,BRS
6	67497-4B	ELBOW,STREET,1-1/2NPT,90DEG,BRS
7	67487-4S	ELBOW,STREET,1/4NPT,90DEG,SC40,SST
8	68134-MHB	HOSE-BARB,1-1/4Hx1MNPT,BRS
9	68146-MHP	HOSE-BARB,2Hx1-1/2MPT,PVC
10	68124-MHB	HOSE-BARB,3/4Hx1MNPT,BRS
11	03310007	HOSE-BARB,3/8Hx1/4MNPT,316SST
12	03220318	MANIFOLD,PIPE,HP-SOLUTION,LW
13	67017-4B	NIPPLE,1-1/2NPTxCLOSE,SC40,BRS
14	67017-4S	NIPPLE,1-1/2NPTxCLOSE,SC40,SST
15	67015-F4S	NIPPLE,1NPTx4.00,SC40,SST
16	67015-4B	NIPPLE,1NPTxCLOSE,SC40,BRS
17	03130057	NIPPLE,HEX,1NPT,BRS
18	67607-B	PLUG,1-1/2NPT,SQ-HD,BRS
19	67653-B	PLUG,1/2NPT,HEX-HD,BRS
20	67603-B	PLUG,1/4NPT,SQ-HD,BRS
21	67605-B	PLUG,1NPT,SQ-HD,BRS
22	04040035	SWITCH,PRESSURE,2PSI,NO,1/4MNPT,48"LEADS
23	67131-4B	TEE,1-1/2NPT,PIPE,SC40,BRS
24	67125-4B	TEE,1NPT,PIPE,SC40,BRS
25	03010180	VALVE,1",BRASS,2-WAY,NC,232PSI,NAPLES
26	03010060	VALVE,CHECK,1-1/2",CRTG-STYLE,PLSTC/EPDM
27	63144	VALVE,CHECK,1FNPT,150PSI,BRS

PICTORIAL PARTS CATALOG

DESCRIPTION:

CAT HP PUMP-UNIT

DWG. NO.

11050084

REV

09

SHEET

1 OF 1

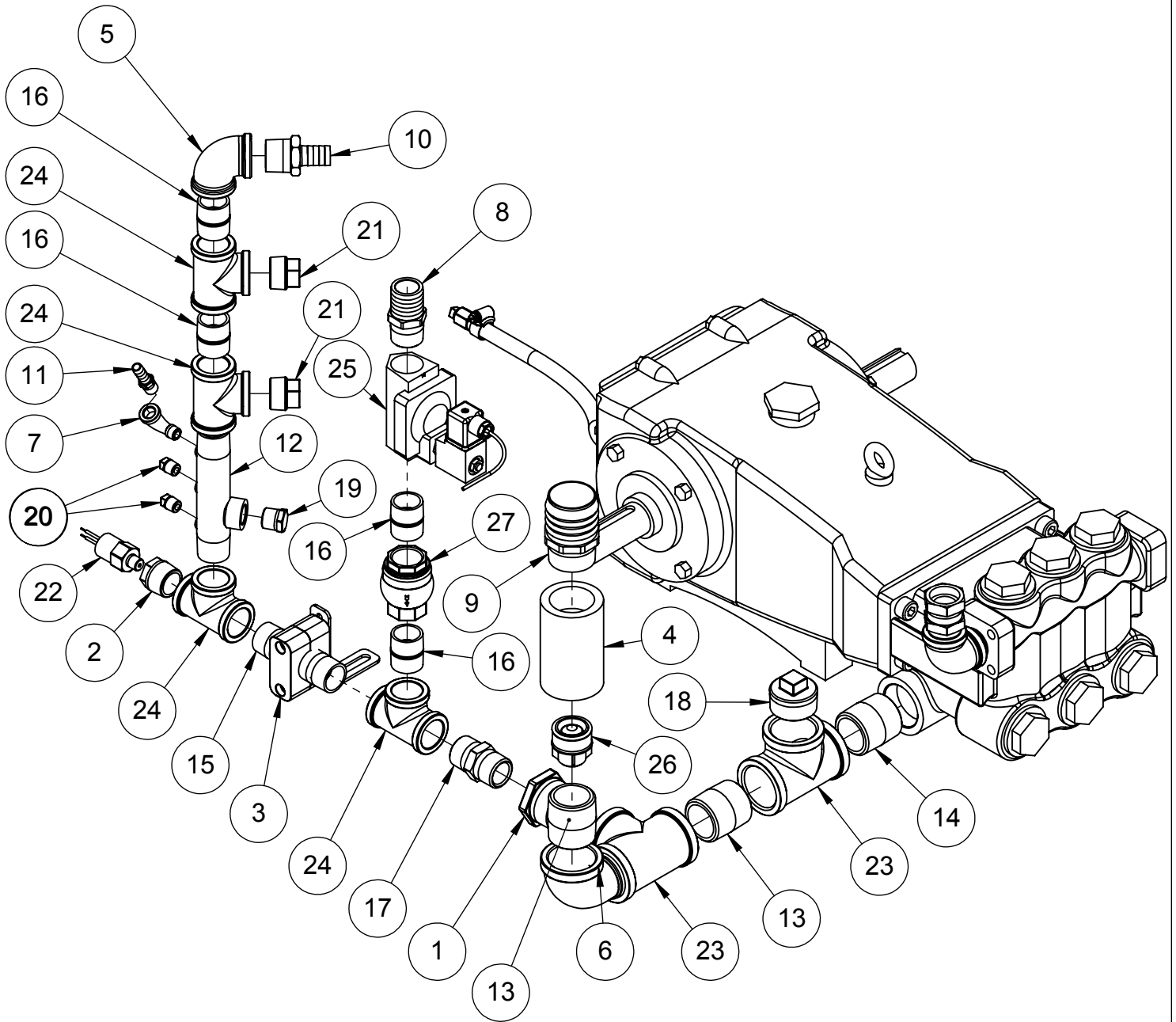


VEHICLE WASH SYSTEMS



PART OF OPW

DOVER COMPANY

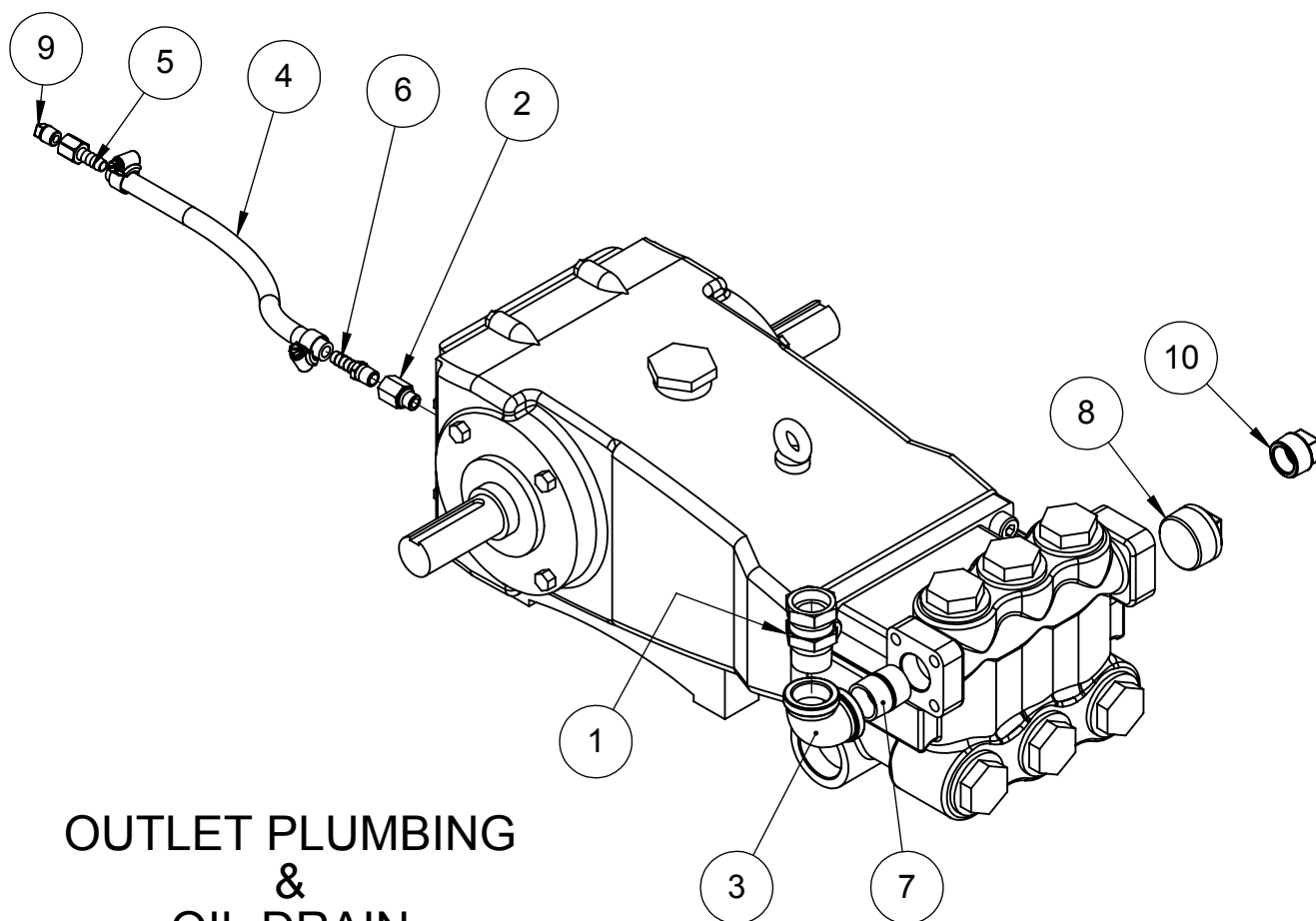


INLET PLUMBING
S/N 1421 AND ABOVE

PICTORIAL PARTS CATALOG		
DESCRIPTION:		
CAT HP PUMP-UNIT		
DWG. NO.	REV	SHEET
11050084	09	1 OF 1



ITEM	PART #	DESCRIPTION
1	44562-N	ADAPTER,1FNPT-SWIVELx1MNPT,NI-PLT
2	03140010	ADAPTER,STR,1/4-19BSPPx1/4FNPT,PL-STL
3	67410-4S	ELBOW,1NPT,90DEG,SC40,SST
4	03340098	HOSE,HYD,24",.375,300PSI,INSTA,GRIP
5	03310032	HOSE-BARB,3/8Hx1/4FNPT,BRS
6	03310003	HOSE-BARB,3/8Hx1/4MNPT,BRS
7	67015-4S	NIPPLE,1NPTxCLOSE,SC40,SST
8	67607-B	PLUG,1-1/2NPT,SQ-HD,BRS
9	67603-B	PLUG,1/4NPT,SQ-HD,BRS
10	67605-B	PLUG,1NPT,SQ-HD,BRS



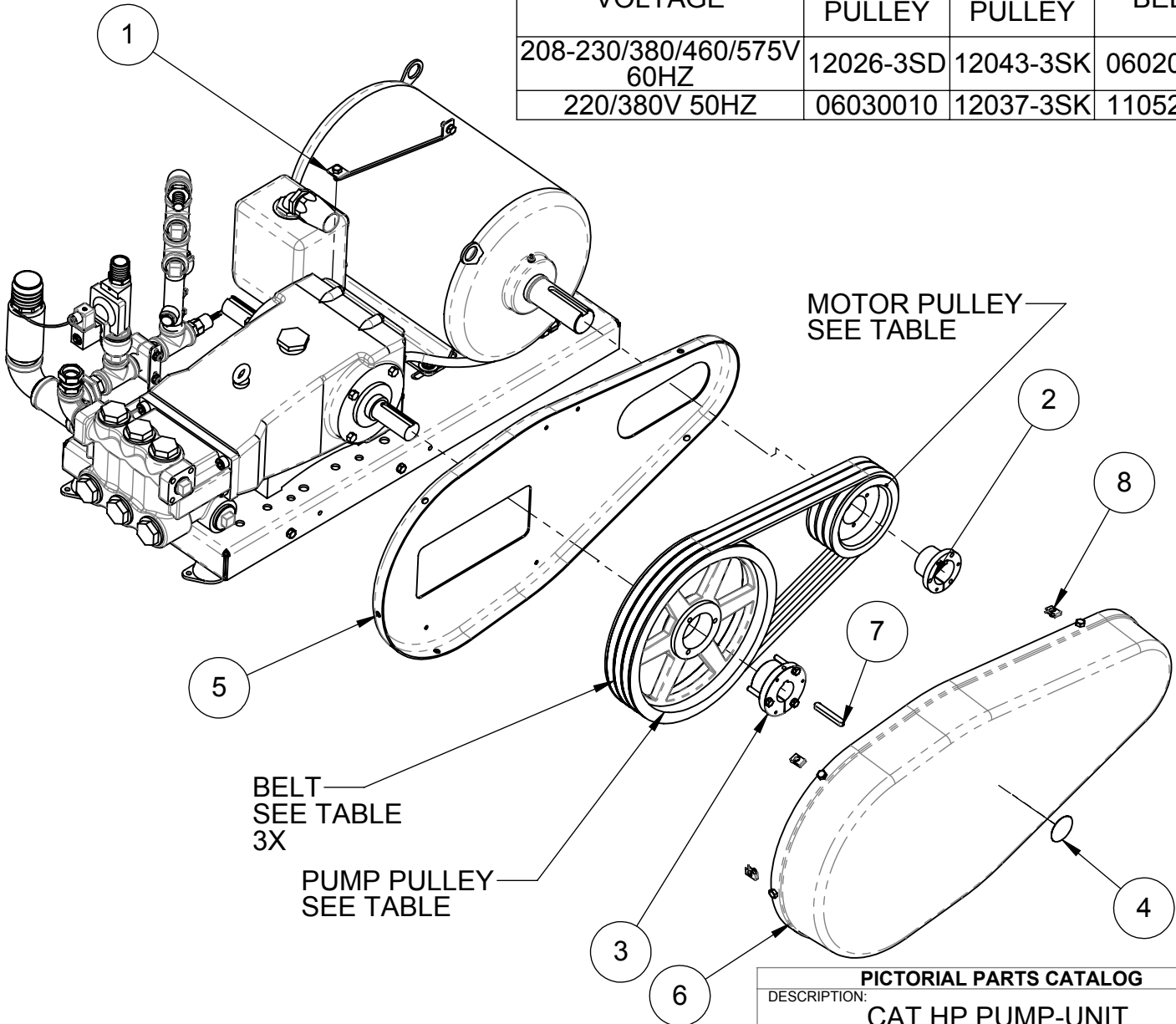
OUTLET PLUMBING
&
OIL DRAIN

PICTORIAL PARTS CATALOG		
DESCRIPTION: CAT HP PUMP-UNIT		
DWG. NO.	REV	SHEET
11050084	09	1 OF 1



ITEM	PART #	DESCRIPTION
1	06140889	BRACKET,BELT-GUARD-BRACE,SST
2	12532-SD	BUSHING,SHEAVE,1-7/8,TYPE-SD
3	12519-SK	BUSHING,SHEAVE,35MM,SK,STL
4	02030342	DECAL,WARNING,HAZARDOUS-MOVING-PARTS
5	06160354	GUARD,BELT,INNER,PUMP-STATION,LASERWASH
6	06160355	GUARD,BELT,OUTER,PUMP-STATION,LASERWASH
7	62701	KEY,M10xM8xM70,34021
8	05020062	NUT,1/4-20,CAGE-TYPE,PLTD-STL

DRIVE COMPONENTS			
VOLTAGE	MOTOR PULLEY	PUMP PULLEY	BELT
208-230/380/460/575V 60HZ	12026-3SD	12043-3SK	06020021
220/380V 50HZ	06030010	12037-3SK	11052-BX



BELT & PULLEY ASSEMBLY

PICTORIAL PARTS CATALOG
 DESCRIPTION:
CAT HP PUMP-UNIT

DWG. NO.	REV	SHEET
11050084	09	1 OF 1

PDQ
 VEHICLE WASH SYSTEMS

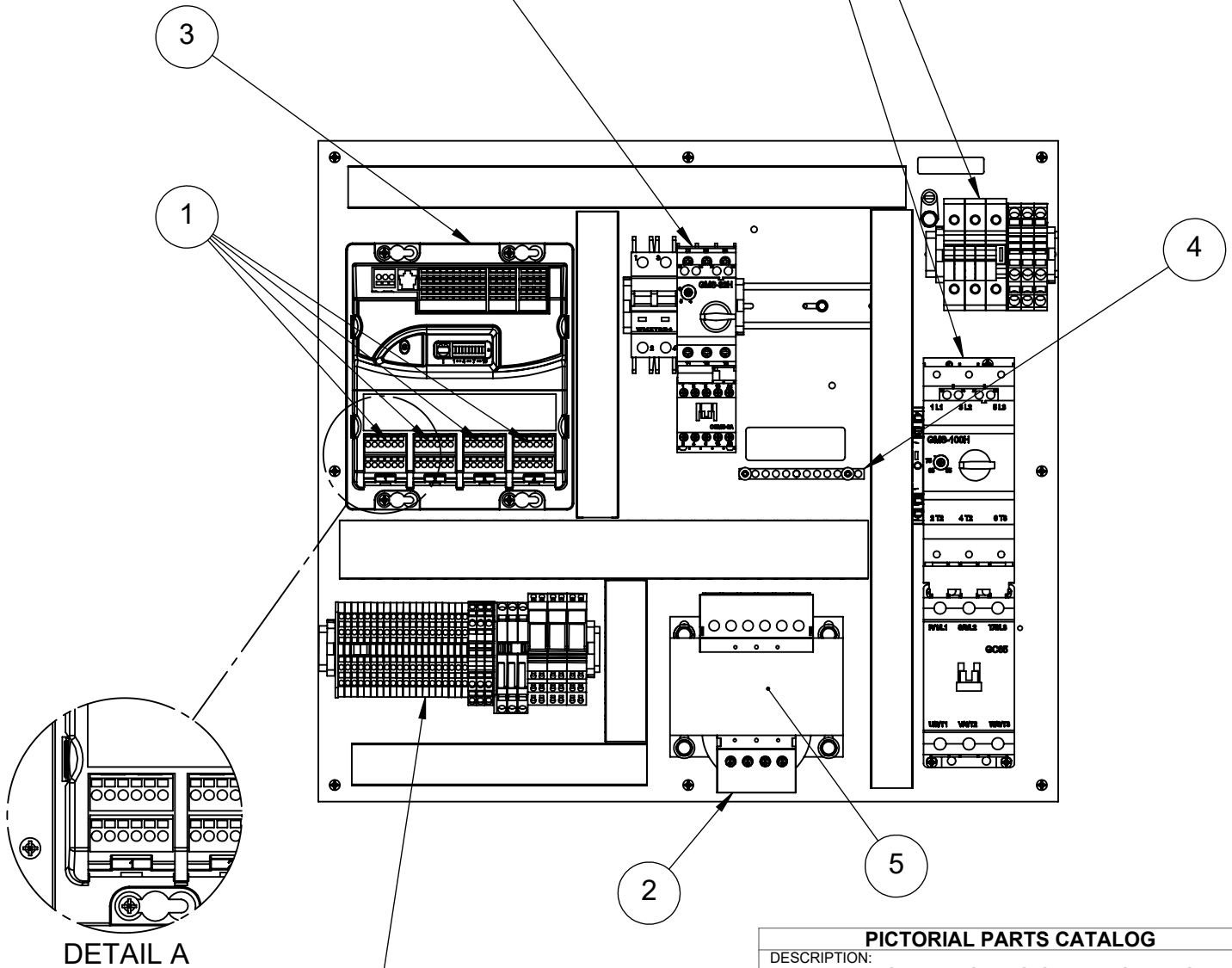
PART OF OPW **DOVER** COMPANY

ITEM	PART #	DESCRIPTION
1	04580019	CIRCUIT-BOARD, OUTPUT, 5-RELAY, 6A
2	06160232	GUARD, TRANSFORMER-TERMINAL, XFMR-04170018
3	11010052	NODE, I/O-MODULE, 10IN, 20OUT, 4US, 2SERIAL
4	04100046	TERMINAL-BLOCK, GND-BAR, 9P, 8-14AWG, 225A
5	04170018	TRANSFORMER, 208-240-480-575, 500VA, 48VCT
6	04020041	CONTACTOR, AUX, 1NO/NC, SIDE-MT, GAVAZZI

SEE SOLUTION PUMP CONTACTOR VIEW



SEE MAIN PUMP CONTACTOR VIEW

SEE HIGH VOLTAGE TERMINAL VIEW

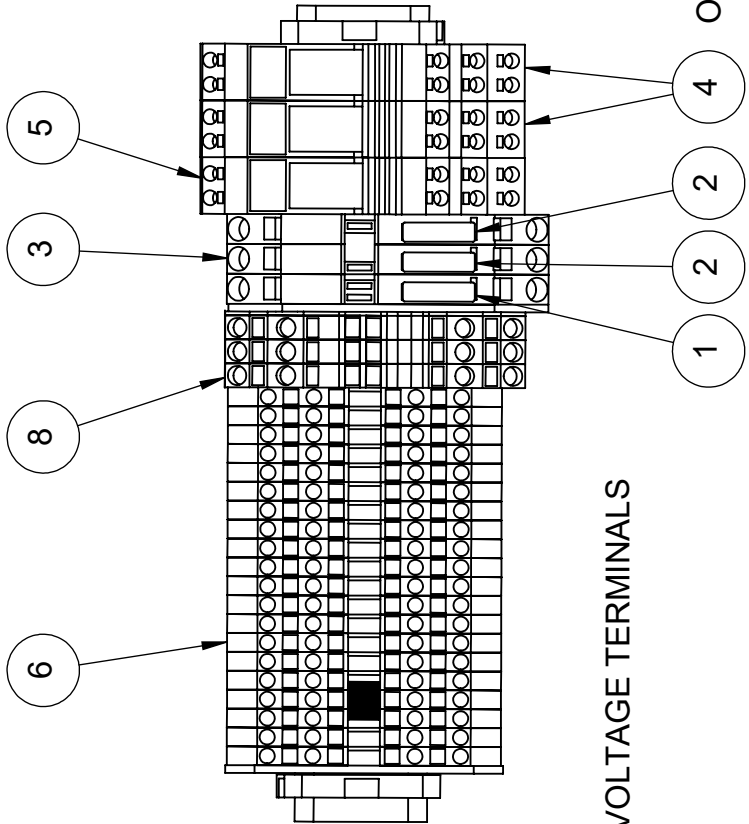
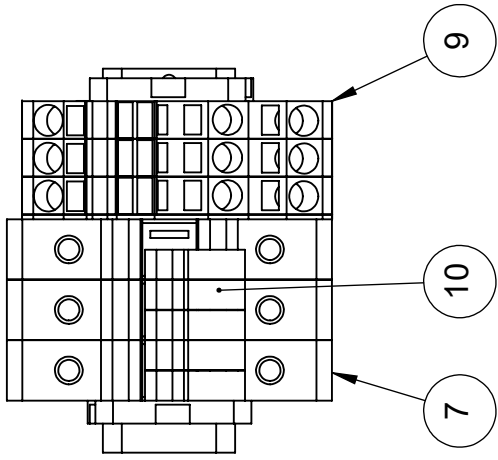


DETAIL A

SEE LOW VOLTAGE TERMINAL VIEW

PICTORIAL PARTS CATALOG		
DESCRIPTION: PUMP STATION CONTROL BOX		
DWG. NO.	REV	SHEET
11010159	13	1 OF 5
 		
VEHICLE WASH SYSTEMS <small>PART OF OPW DOVER COMPANY</small>		

HIGH VOLTAGE
TERMINAL STRIP



LOW VOLTAGE TERMINALS

OVERGLOW & WEEP OPTION

ITEM	PART #	DESCRIPTION
1	04110034	FUSE,3A,MINI,FAST-ACTING,AUTOMOTIVE
2	04110059	FUSE,5A,MINI,FAST-ACTING,AUTOMOTIVE,STYL
3	04110031	FUSE-HOLDER,AUTOMOTIVE,TERM-BLK
4	04050010	RELAY-SOCKET,W-DPDT-RELAY,12VDC,8A
5	04050008	RELAY-SOCKET,W-DPDT-RELAY,24VAC,8A
6	36507	TERMINAL-BLK,26-14GA,4P,GRAY
7	04100063	TERMINAL-BLOCK,2P,100A,600V,AWG8-2
8	04100050	TERMINAL-BLOCK,4P,10-20AWG,30A,GRAY,WAGO
9	04100039	TERMINAL-BLOCK,WAGO,3P,8-20AWG,GRAY
10	04100064	TERMINAL-BLOCK-INSERT,32A,800V,AWG-24-10

DESCRIPTION:
PUMP STATION CONTROL BOX

PICTORIAL PARTS CATALOG

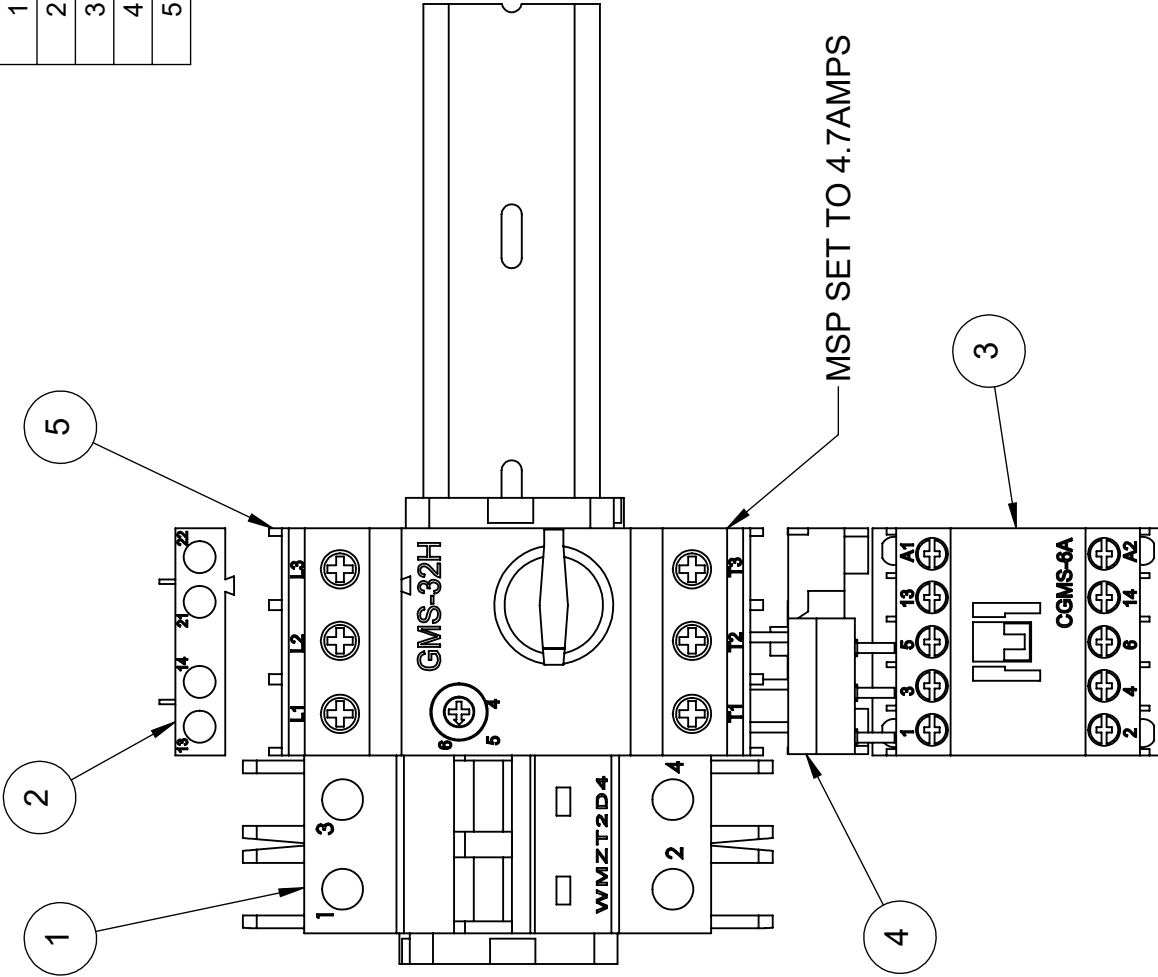
DWG. NO. 11010159 REV 13 SHEET 2 OF 5



VEHICLE WASH SYSTEMS

PART OF OPW ADVOVER COMPANY

ITEM	PART #	DESCRIPTION
1	04110089	CIRCUIT-BREAKER,4A,2P,D,277V,UL489
2	04010007	CONTACT,AUX,2P,1(NO),1(NC),GFX-11
3	04020026	CONTACTOR,6A,24VAC,200-575VAC,50-60HZ
4	04110064	LINK-MODULE,MSP-TO-CONTACTOR
5	04110063	MSP,COMBINATION,MODULE,4-6A,24VAC



APPLIES TO 208/230V
60 HZ ONLY

SOLUTION PUMP CONTACTOR

DESCRIPTION:
 PUMP STATION CONTROL BOX

PICTORIAL PARTS CATALOG

DWG. NO. 11010159 REV 13 SHEET 4 OF 5

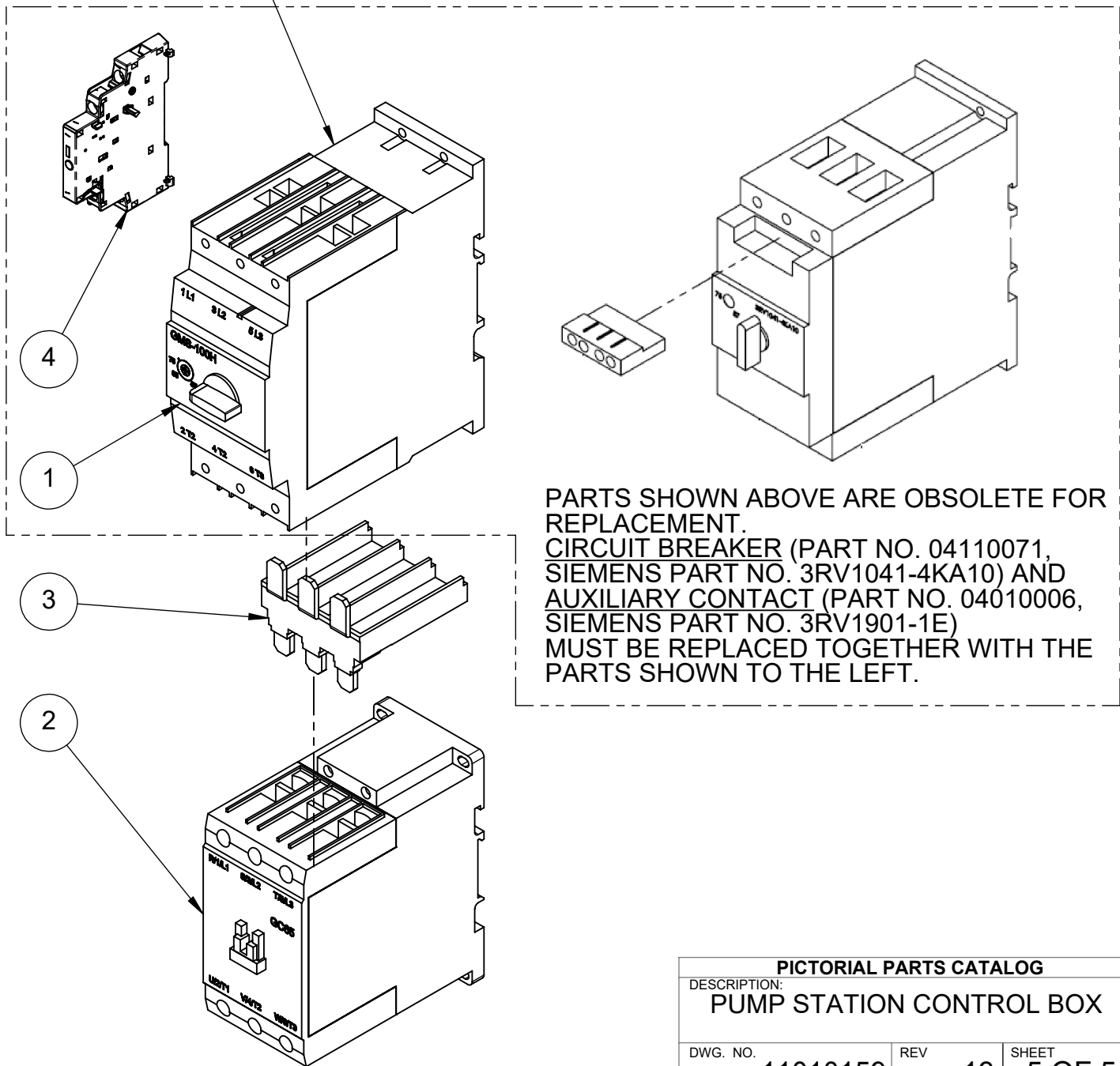


PDQ
 VEHICLE WASH SYSTEMS




PART OF OPW
 A DOWNEY COMPANY

ITEM	PART #	DESCRIPTION
1	04110060	CIRCUIT-BREAKER, MSP, 55-75A, 460V, GAVAZZI
2	04020025	CONTACTOR, 65A, 24VAC, 200-575VAC, 50/60HZ
3	04110062	LINK-MODULE, MSP-TO-CONTACTOR
4	04020041	CONTACTOR, AUX, 1NO/NC, SIDE-MT, GAVAZZI

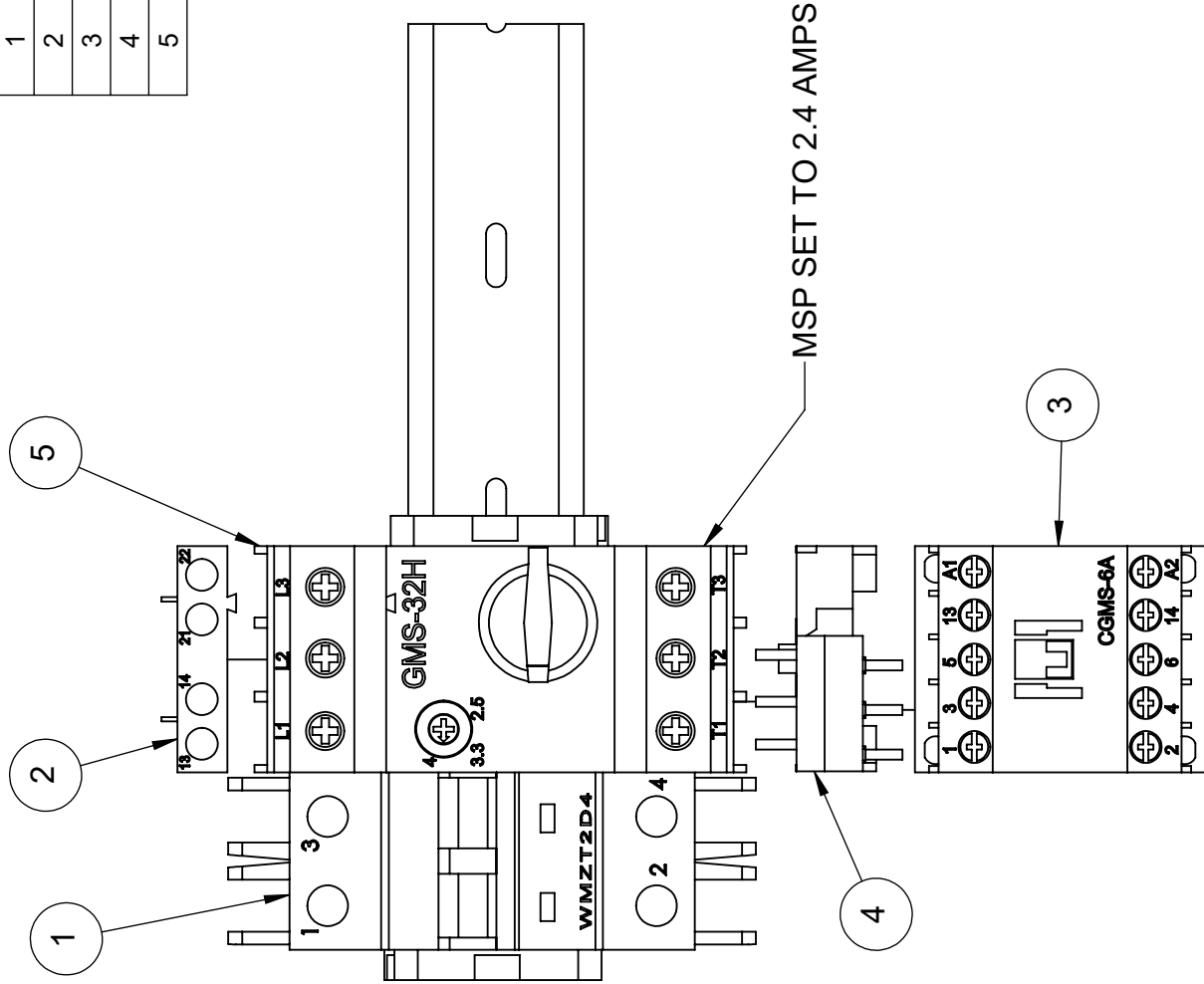
SET MSP TO 68 AMPS



APPLIES TO 208/230V
60 HZ ONLY

PICTORIAL PARTS CATALOG		
DESCRIPTION: PUMP STATION CONTROL BOX		
DWG. NO. 11010159	REV 13	SHEET 5 OF 5
 VEHICLE WASH SYSTEMS		
PART OF OPW		

ITEM	PART #	DESCRIPTION
1	04110089	CIRCUIT-BREAKER,4A,2P,D,277V,UL489
2	04010007	CONTACT,AUX,2P,1(NO),1(NC),GFX-11
3	04020026	CONTACTOR,6A,24VAC,200-575VAC,50-60HZ
4	04110064	LINK-MODULE,MSP-TO-CONTACTOR
5	04110067	MSP,COMBINATION,MODULE,2.5-4.0A,24VAC



APPLIES TO 460V
60 HZ ONLY

SOLUTION PUMP CONTACTOR

PICTORIAL PARTS CATALOG

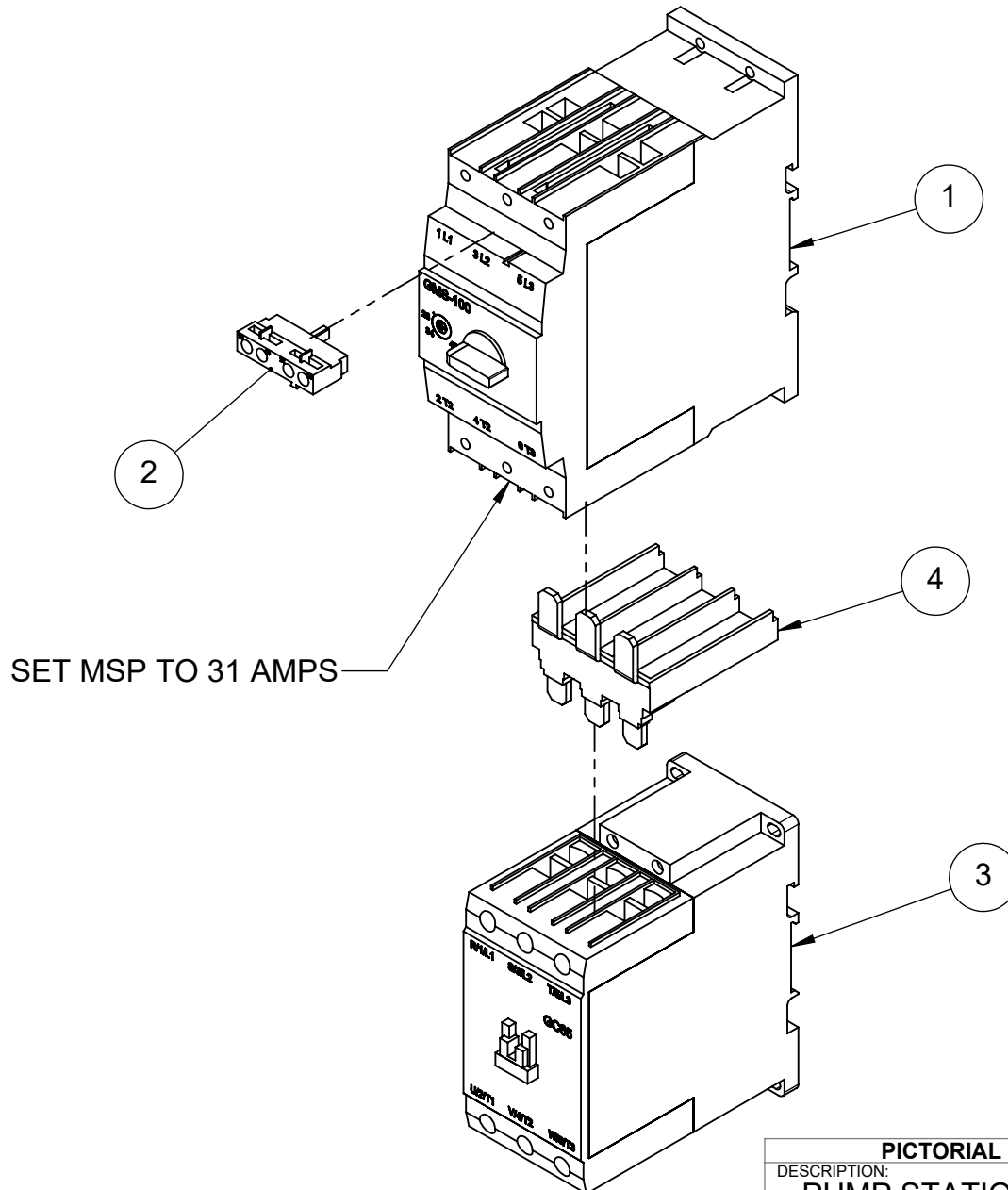
DESCRIPTION:
 PUMP STATION CONTROL BOX

DWG. NO. 11010170 REV 13 SHEET 1 OF 2

PDQ
 VEHICLE WASH SYSTEMS

PART OF OPW
 A DOWDER COMPANY

ITEM	PART #	DESCRIPTION
1	04110068	CIRCUIT-BREAKER,3P,28-40A,MSP,480V,65KA
2	04010007	CONTACT,AUX,2P,1(NO),1(NC),GFX-11
3	04020025	CONTACTOR,65A,24VAC,200-575VAC,50/60HZ
4	04110062	LINK-MODULE,MSP-TO-CONTACTOR

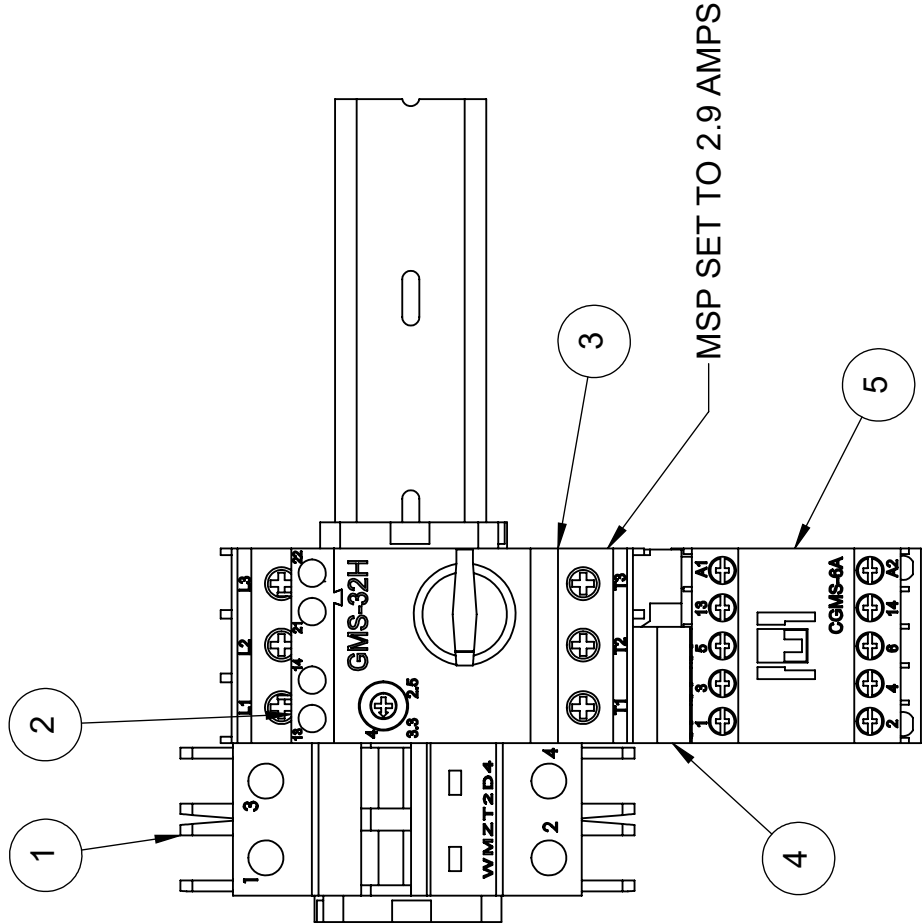


APPLIES TO 460V
60 HZ ONLY

PICTORIAL PARTS CATALOG		
DESCRIPTION: PUMP STATION CONTROL BOX		
DWG. NO. 11010170	REV 13	SHEET 2 OF 2



ITEM	PART #	DESCRIPTION
1	04110089	CIRCUIT-BREAKER,4A,2P,D,277V,UL489
2	04010007	CONTACT,AUX,2P,1(NO),1(NC),GFX-11
3	04110067	MSP,COMBINATION,MODULE,2.5-4.0A,24VAC
4	04110064	LINK-MODULE,MSP-TO-CONTACTOR
5	04020026	CONTACTOR,6A,24VAC,200-575VAC,50-60HZ



APPLIES TO 380V
60 HZ
ONLY

SOLUTION PUMP CONTACTOR

PICTORIAL PARTS CATALOG

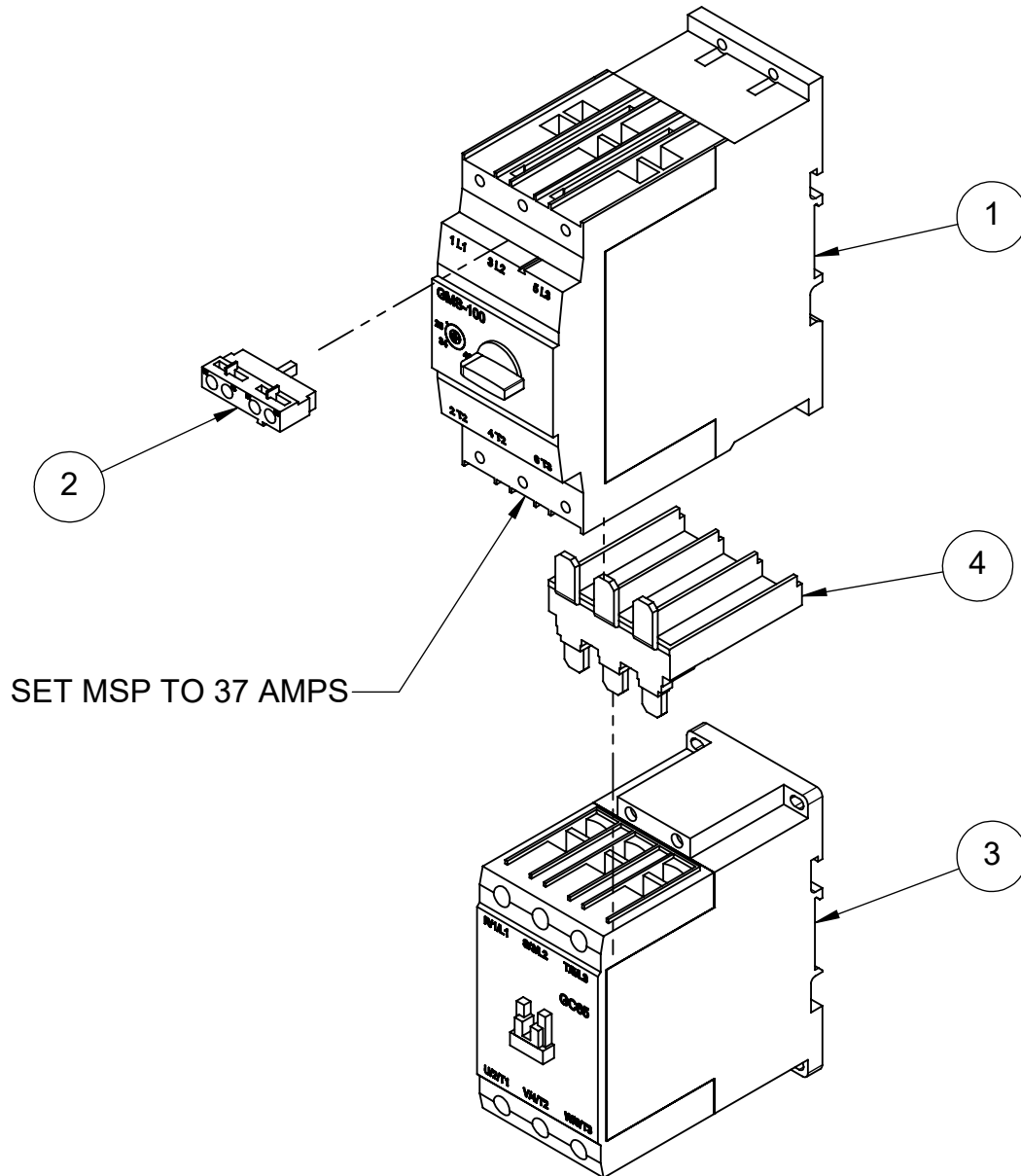
DESCRIPTION:
 PUMP STATION CONTROL BOX

DWG. NO. 11010177 REV 08 SHEET 1 OF 2

PDQ
 VEHICLE WASH SYSTEMS

PART OF OPW
 A DOWDER COMPANY

ITEM	PART #	DESCRIPTION
1	04110068	CIRCUIT-BREAKER,3P,28-40A,MSP,480V,65KA
2	04010007	CONTACT,AUX,2P,1(NO),1(NC),GFX-11
3	04020025	CONTACTOR,65A,24VAC,200-575VAC,50/60HZ
4	04110062	LINK-MODULE,MSP-TO-CONTACTOR

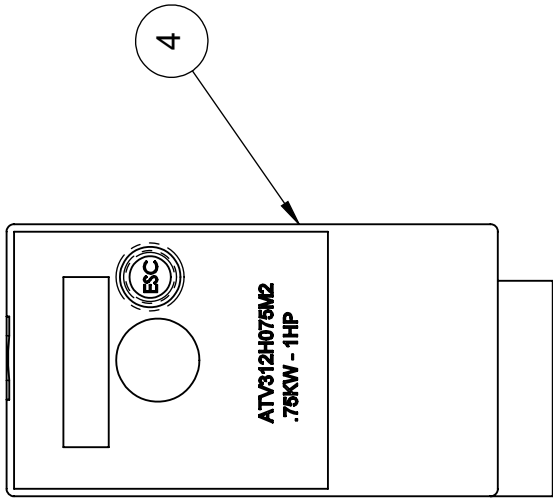


APPLIES TO 380V
60 HZ
ONLY

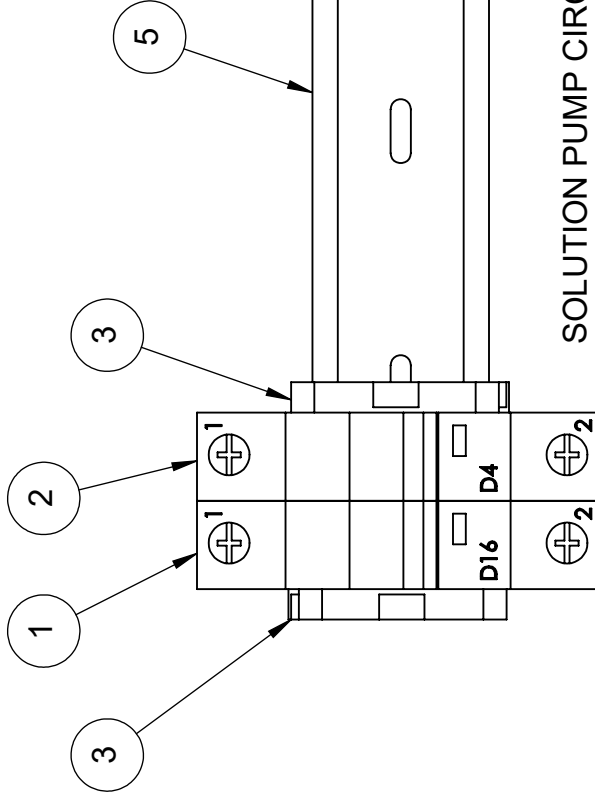
PICTORIAL PARTS CATALOG		
DESCRIPTION: PUMP STATION CONTROL BOX		
DWG. NO.	REV	SHEET
11010177	08	2 OF 2



ITEM	PART #	DESCRIPTION
1	37646	CIRCUIT-BREAKER, 16A, 1P, D, 400V, UL-1077
2	37630	CIRCUIT-BREAKER, 4A, 1P, D, 400V, UL-1077
3	36650	END-STOP, 6mm, PLST, GRAY, 249-116
4	04180017	FREQUENCY-DRIVE, .75kW-1HP, 208/240V, 1PH
5	36950-7.50	DIN-RAIL, 35mmx7.50", AL



SOLUTION PUMP VFD



SOLUTION PUMP CIRCUIT BREAKERS

PICTORIAL PARTS CATALOG

DESCRIPTION:
PUMP-STATION CONTROL BOX

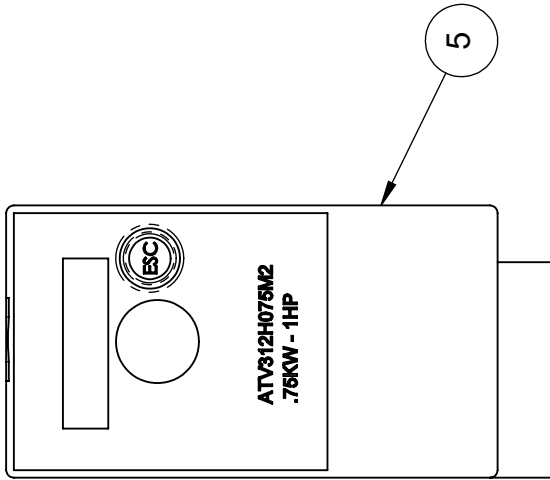
DWG. NO. 11010164 REV 07 SHEET 1 OF 1

PDQ
VEHICLE WASH SYSTEMS

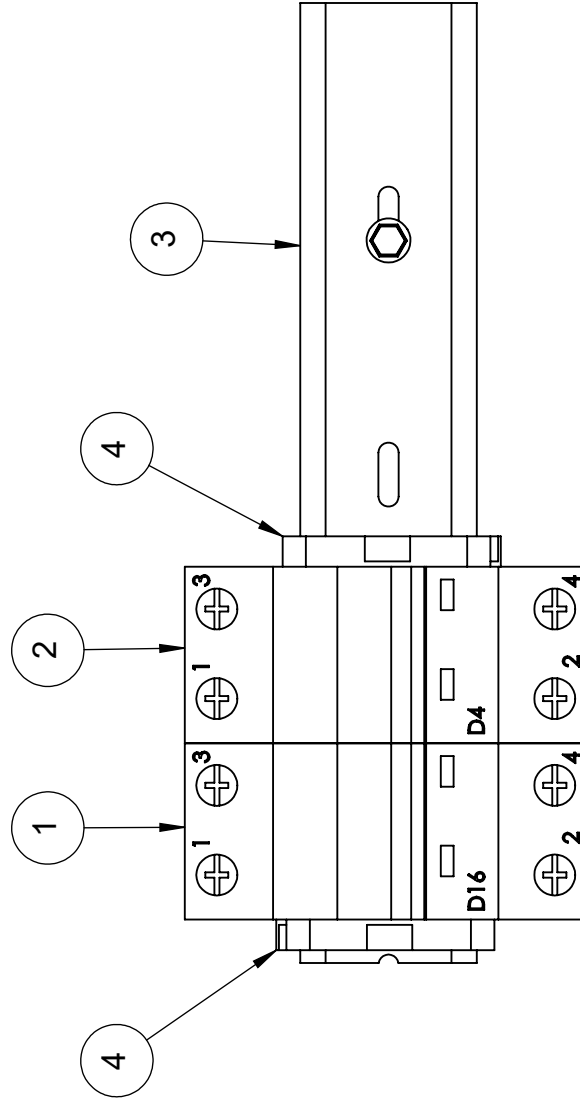
PART OF OPW
ADDER COMPANY

APPLIES TO 380V
50 HZ
SOLUTION PUMP CONTROL ONLY

ITEM	PART #	REV	DESCRIPTION
1	37675	01	CIRCUIT-BREAKER, 16A, 2P, D, 400V, UL-1077
2	37666	01	CIRCUIT-BREAKER, 4A, 2P, D, 400V, UL 1077
3	36950-7.50	00	DIN-RAIL, 35mmx7.50", AL
4	36650	00	END-STOP, 6mm, PLST, GRAY, 249-116
5	04180017	01	FREQUENCY-DRIVE, .75kW-1HP, 208/240V, 1PH



SOLUTION PUMP VFD



SOLUTION PUMP CIRCUIT BREAKERS

PICTORIAL PARTS CATALOG

DESCRIPTION:
PUMP-STATION CONTROL BOX

DWG. NO. 11010172 REV 01 SHEET 1 OF 1

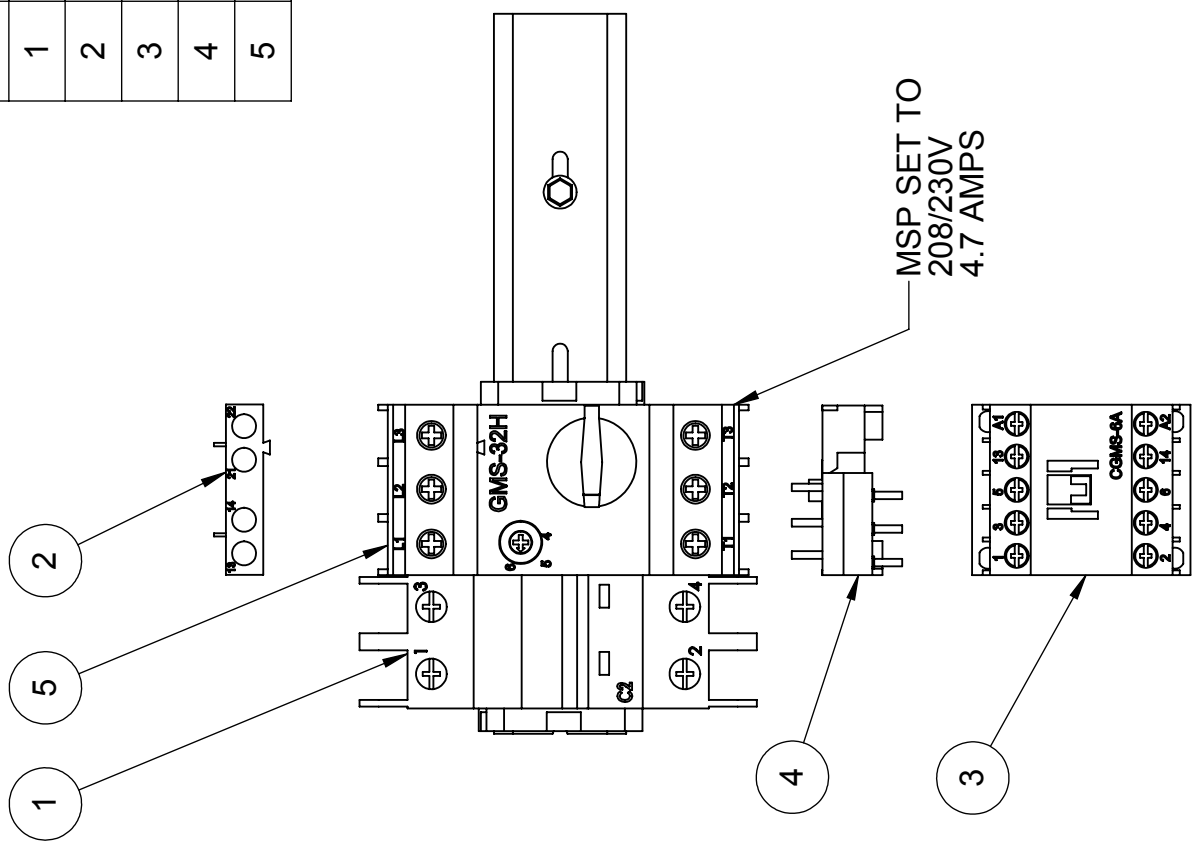
PDQ
VEHICLE WASH SYSTEMS

PART OF OPW
ADOVER COMPANY

APPLIES TO 220V
50 HZ
ONLY

SOLUTION PUMP CONTROL

ITEM	PART #	DESCRIPTION
1	04110090	CIRCUIT-BREAKER,2A,2P,C,277V,UL-489
2	04010007	CONTACT,AUX,2P,1(NO),1(NC),GFX-11
3	04020026	CONTACTOR,6A,24VAC,200-575VAC,50-60HZ
4	04110064	LINK-MODULE,MSP-TO-CONTACTOR
5	04110063	MSP, COMBINATION,MODULE,4-6A,24VAC



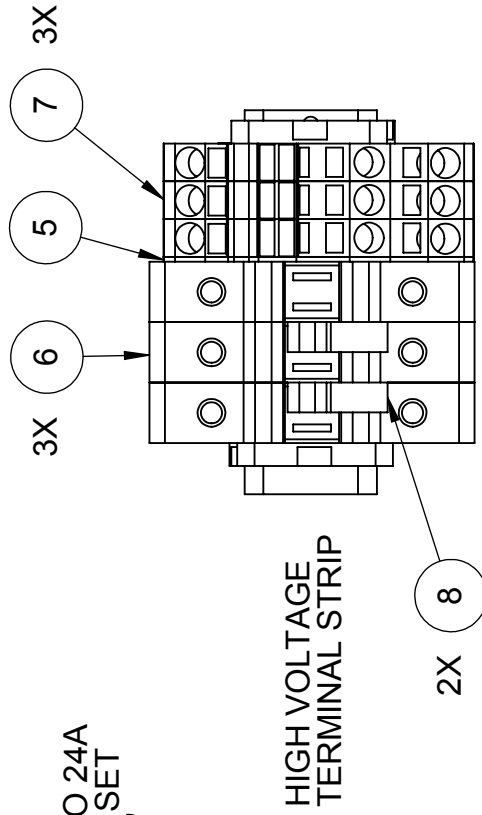
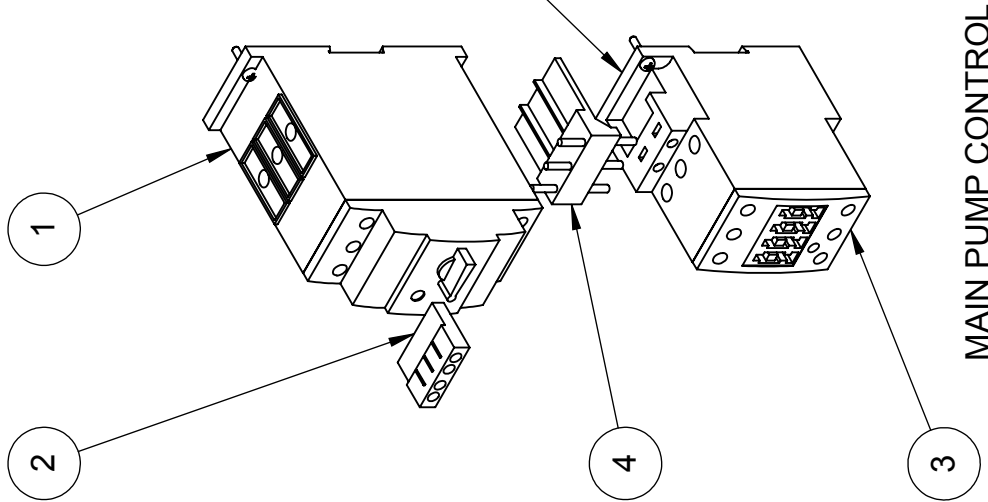
**APPLIES TO 575V
60 HZ ONLY**

SOLUTION PUMP CONTACTOR

PICTORIAL PARTS CATALOG DESCRIPTION: PUMP STATION CONTROL BOX- 575V,60HZ		
DWG. NO.	REV	SHEET
11010168	09	1 OF 1


PDQ
 VEHICLE WASH SYSTEMS
PART OF OPW ADVOVER COMPANY

ITEM	PART #	DESCRIPTION
1	04110010	CIRCUIT-BREAKER,3P,22-32A,MSP,480V,50KA
2	04010006	CONTACT,AUX,2P,1(NO),1(NC),3RV-SERIES
3	04020003	CONTACTOR,32A,24VAC
4	04110079	LINK,MODULE,MSP-TO-CONTACTOR,SIZE-S2
5	04100041	TERMINAL,END-PLATE,WAGO,2010-SER,3P,ORG
6	04100063	TERMINAL-BLOCK,2P,100A,600V,AWG8-2
7	04100039	TERMINAL-BLOCK,WAGO,3P,8-20AWG,GRAY
8	04100064	TERMINAL-BLOCK-INSERT,32A,800V,AWG-24-10



MAIN PUMP CONTROL

PICTORIAL PARTS CATALOG

DESCRIPTION:
**PUMP STATION CONTROL BOX-
 575V,60HZ**

DWG. NO. 11010168 REV 09 SHEET 1 OF 1

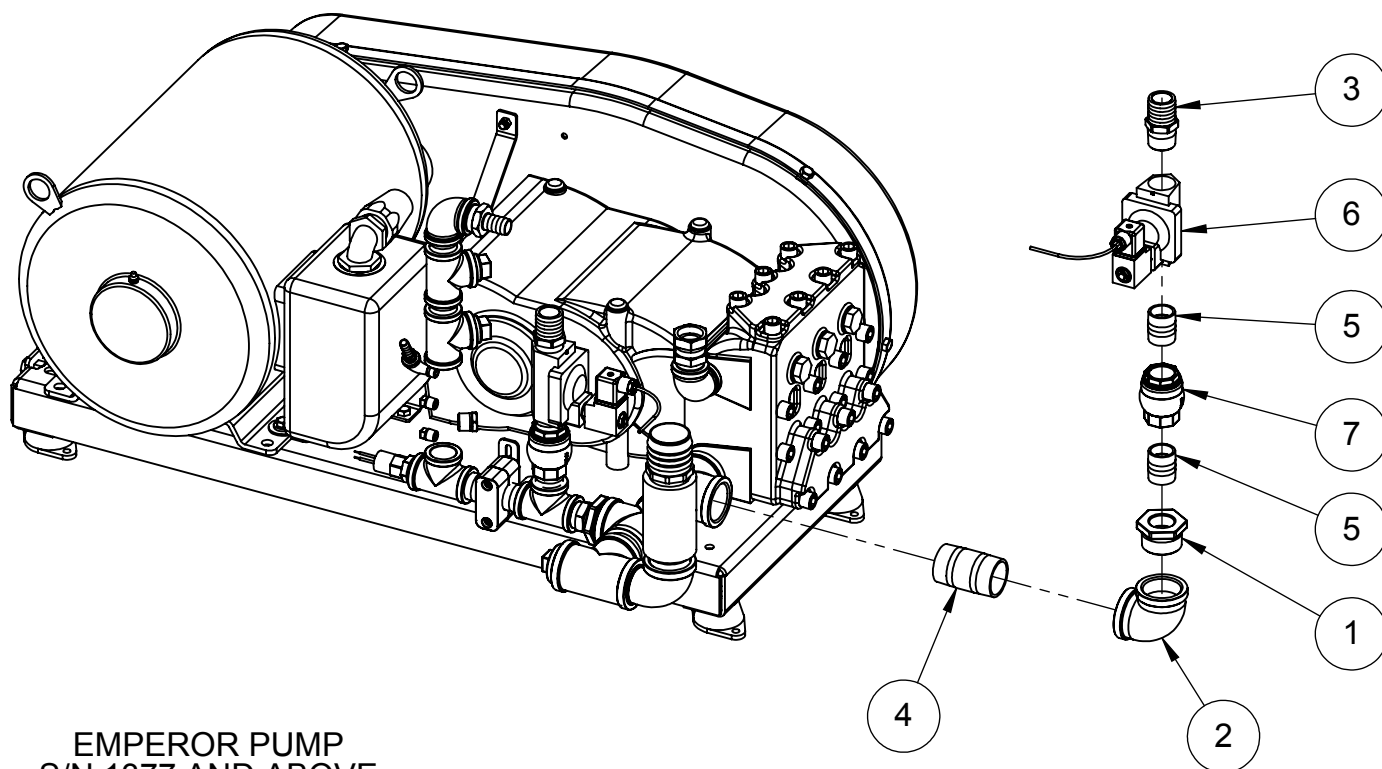


PDQ
 VEHICLE WASH SYSTEMS

PART OF OPW
 A DOVER COMPANY

APPLIES TO 575V
60 HZ ONLY

ITEM	PART #	DESCRIPTION
1	67725-B	BUSHING,1-1/2NPTx1NPT,BRS
2	67414-4B	ELBOW,1-1/2NPT,90DEG,SC40,BRS
3	68134-MHB	HOSE-BARB,1-1/4Hx1MNPT,BRS
4	03130061	NIPPLE,1-1/2NPTx3.00,SCH40,BRS
5	67015-4B	NIPPLE,1NPTxCLOSE,SC40,BRS
6	03010180	VALVE,1",BRASS,2-WAY,NC,232PSI,NAPLES
7	63144	VALVE,CHECK,1FNPT,150PSI,BRS
8	67653-B	PLUG,1/2NPT,HEX-HD,BRS

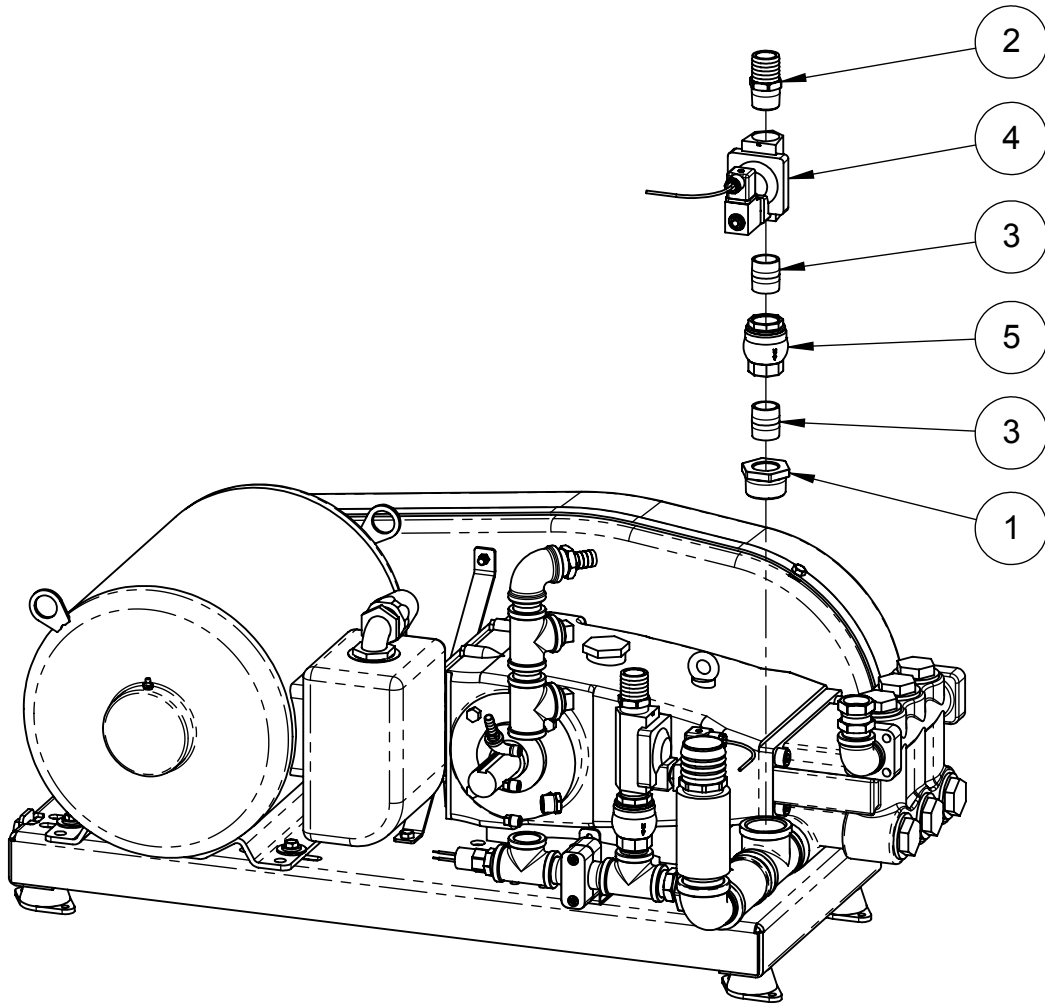


EMPEROR PUMP
S/N 1377 AND ABOVE

PICTORIAL PARTS CATALOG		
DESCRIPTION: SECOND PRESSURE-FED INLET MANIFOLD		
DWG. NO. 09170049	REV 05	SHEET 1 OF 1



ITEM	PART #	DESCRIPTION
1	67725-B	BUSHING, 1-1/2NPTx1NPT, BRS
2	68134-MHB	HOSE-BARB, 1-1/4Hx1MNPT, BRS
3	67015-4B	NIPPLE, 1NPTxCLOSE, SC40, BRS
4	03010180	VALVE, 1", BRASS, 2-WAY, NC, 232PSI, NAPLES
5	63144	VALVE, CHECK, 1FNPT, 150PSI, BRS
6	67653-B	PLUG, 1/2NPT, HEX-HD, BRS



CAT PUMP
S/N 1377 AND ABOVE

PICTORIAL PARTS CATALOG

DESCRIPTION:
SECOND PRESSURE-FED INLET
MANIFOLD

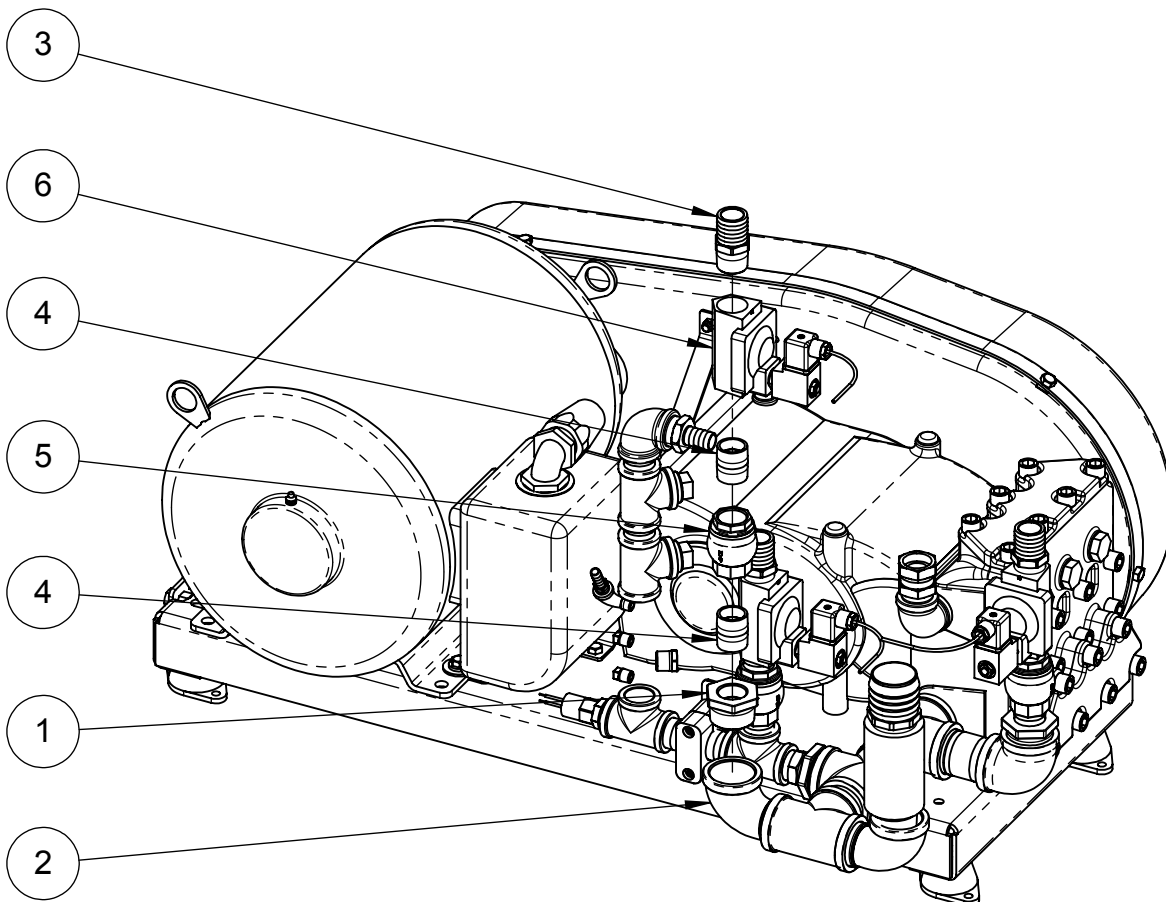
DWG. NO.	REV	SHEET
09170049	05	1 OF 1



VEHICLE WASH SYSTEMS

PART OF OPW DOVER COMPANY

ITEM	PART #	DESCRIPTION
1	67725-B	BUSHING,1-1/2NPTx1NPT,BRS
2	67497-4B	ELBOW,STREET,1-1/2NPT,90DEG,BRS
3	68134-MHB	HOSE-BARB,1-1/4Hx1MNPT,BRS
4	67015-4B	NIPPLE,1NPTxCLOSE,SC40,BRS
5	63144	VALVE,CHECK,1FNPT,150PSI,BRS
6	03010180	VALVE,1",BRASS,2-WAY,NC,232PSI,NAPLES
7	67653-B	PLUG,1/2NPT,HEX-HD,BRS



EMPEROR PUMP
S/N 1377 AND ABOVE

PICTORIAL PARTS CATALOG

DESCRIPTION:

THIRD PRESSURE-FED INLET
MANIFOLD

DWG. NO.

09170051

REV

05

SHEET

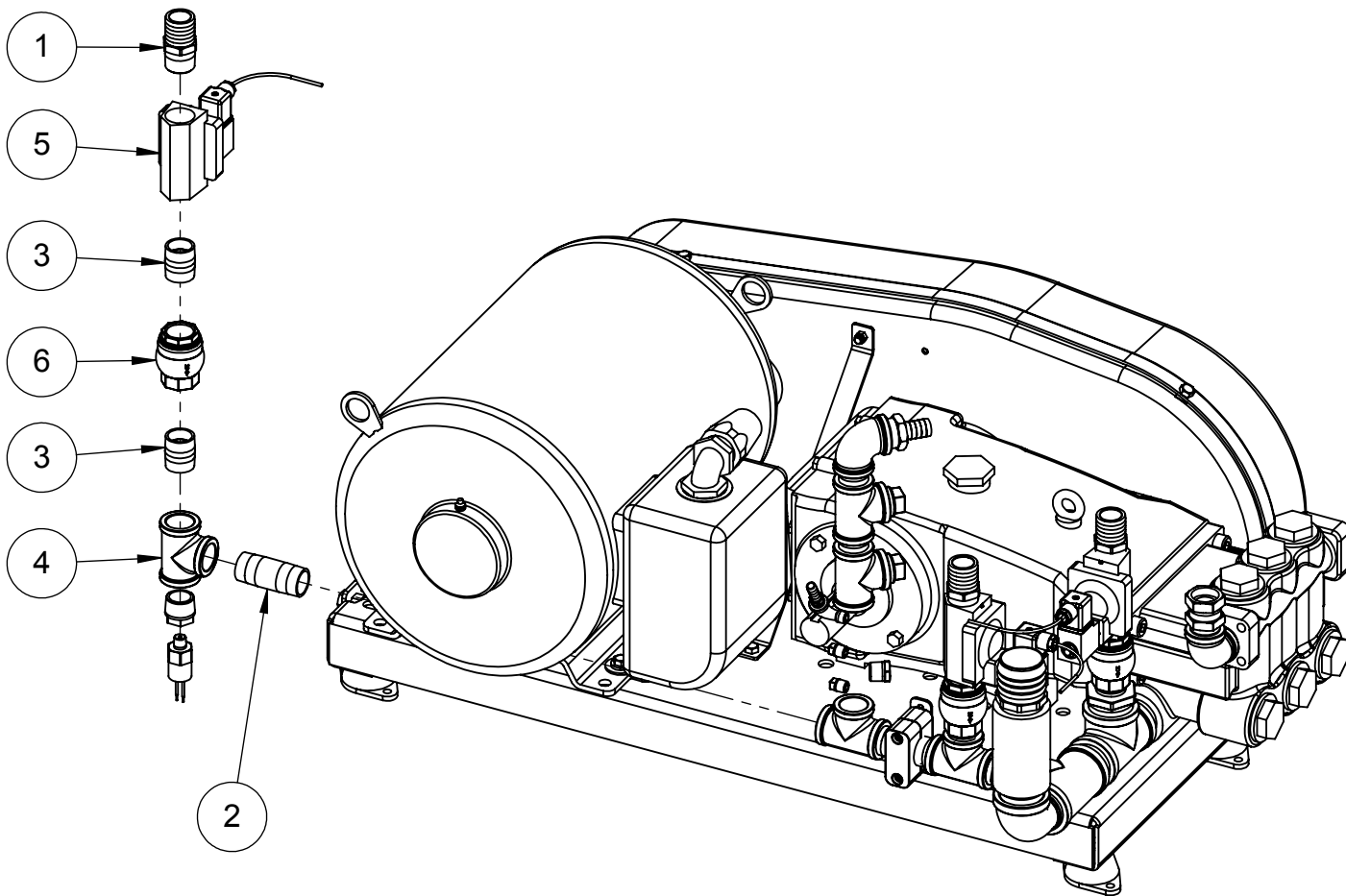
1 OF 1



PART OF OPW

DOVER COMPANY

ITEM	PART #	DESCRIPTION
1	68134-MHB	HOSE-BARB, 1-1/4HX1MNPT, BRS
2	67015-D4B	NIPPLE, 1NPTX3.00, SCH40, BRS
3	67015-4B	NIPPLE, 1NPTXCLOSE, SC40, BRS
4	67125-4B	TEE, 1NPT, PIPE, SC40, BRS
5	03010180	VALVE, 1", BRASS, 2-WAY, NC, 232PSI, NAPLES
6	63144	VALVE, CHECK, 1FNPT, 150PSI, BRS
7	67653-B	PLUG, 1/2NPT, HEX-HD, BRS



CAT PUMP
S/N 1377 AND ABOVE

PICTORIAL PARTS CATALOG

DESCRIPTION:
THIRD PRESSURE-FED INLET
MANIFOLD

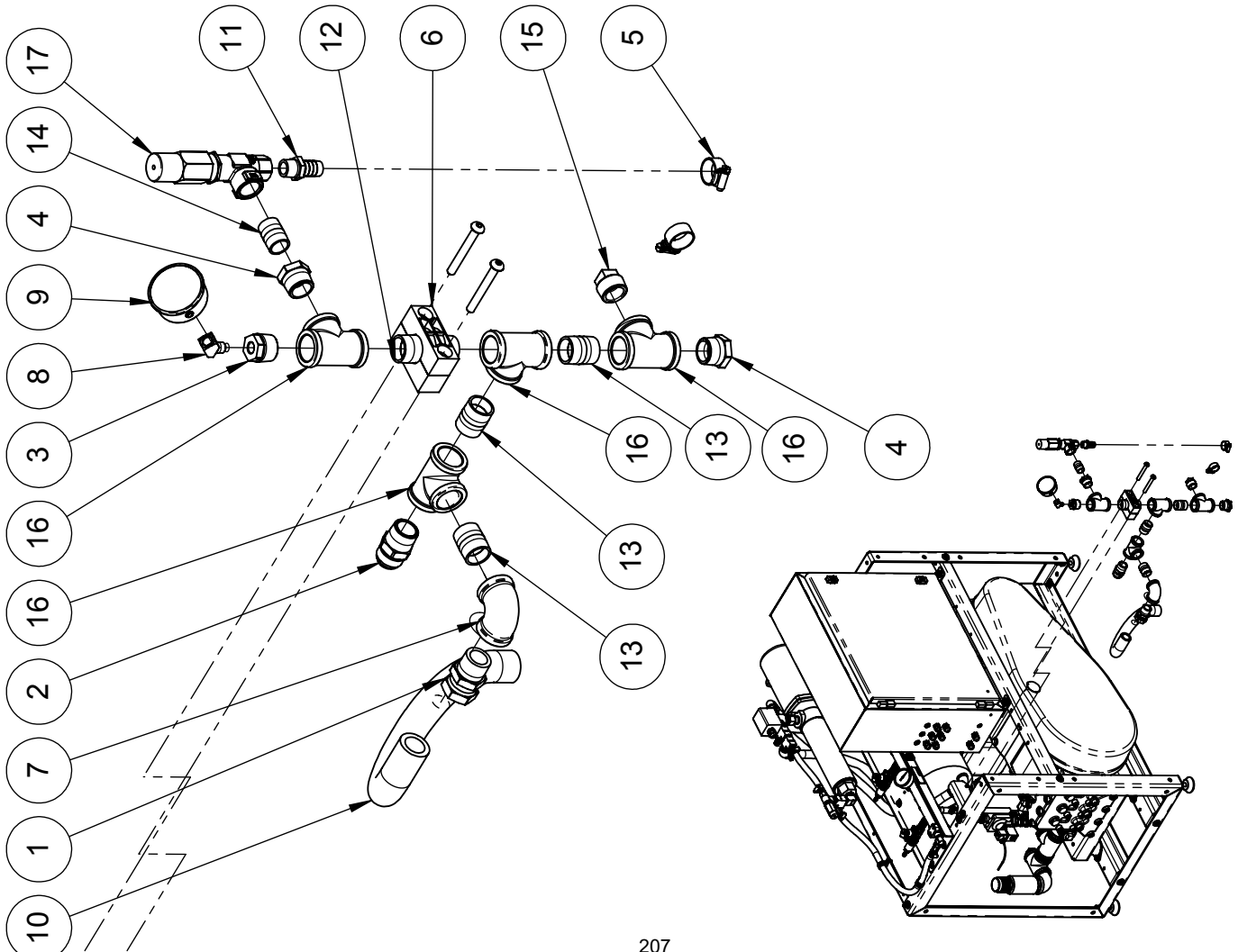
DWG. NO.	REV	SHEET
09170051	05	1 OF 1



VEHICLE WASH SYSTEMS

PART OF OPW DOVER COMPANY

ITEM	PART #	DESCRIPTION
1	44562-N	ADAPTER,1FNPT-SWIVELx1MNPT,NI-PLT
2	03140044	ADAPTER,#16-MJICx1MPT,Z-PLT
3	67711-B	BUSHING,1NPTx1/4NPT,BRS
4	67714-B	BUSHING,1NPTx3/4NPT,BRS
5	75103	CLAMP,HOSE,#12,.75H,SST
6	75027	CLAMP,PIPE,1.00,PP,HEAVY
7	67410-4S	ELBOW,1NPT,90DEG,SC40,SST
8	03040001	ELBOW,STREET,1/4NPT,45DEG,BRS
9	25111	GAUGE,PRES,0-2000PSI,1/4MPT,CBM,LIC,2.5"
10	03340103	HOSE,OUTLET,PUMP,HP,LW/LJ
11	68122-MHB	HOSE-BARB,3/4HX1/2MNPT,BRS
12	67015-D4S	NIPPLE,1NPTx3.00,SC40,SST
13	67015-4S	NIPPLE,1NPTxCLOSE,SC40,SST
14	67014-4B	NIPPLE,3/4NPTxCLOSE,SC40,BRS
15	67605-B	PLUG,1NPT,SQ-HD,BRS
16	67125-4S	TEE,1NPT,PIPE,SC40,SST
17	63188	VALVE,BAL-RLF,3/4FPT,.53.5GPM,2560PSI,BR



PICTORIAL PARTS CATALOG

DESCRIPTION:
 HP PUMP-STATION NO-
 UNDERBODY MANIFOLD

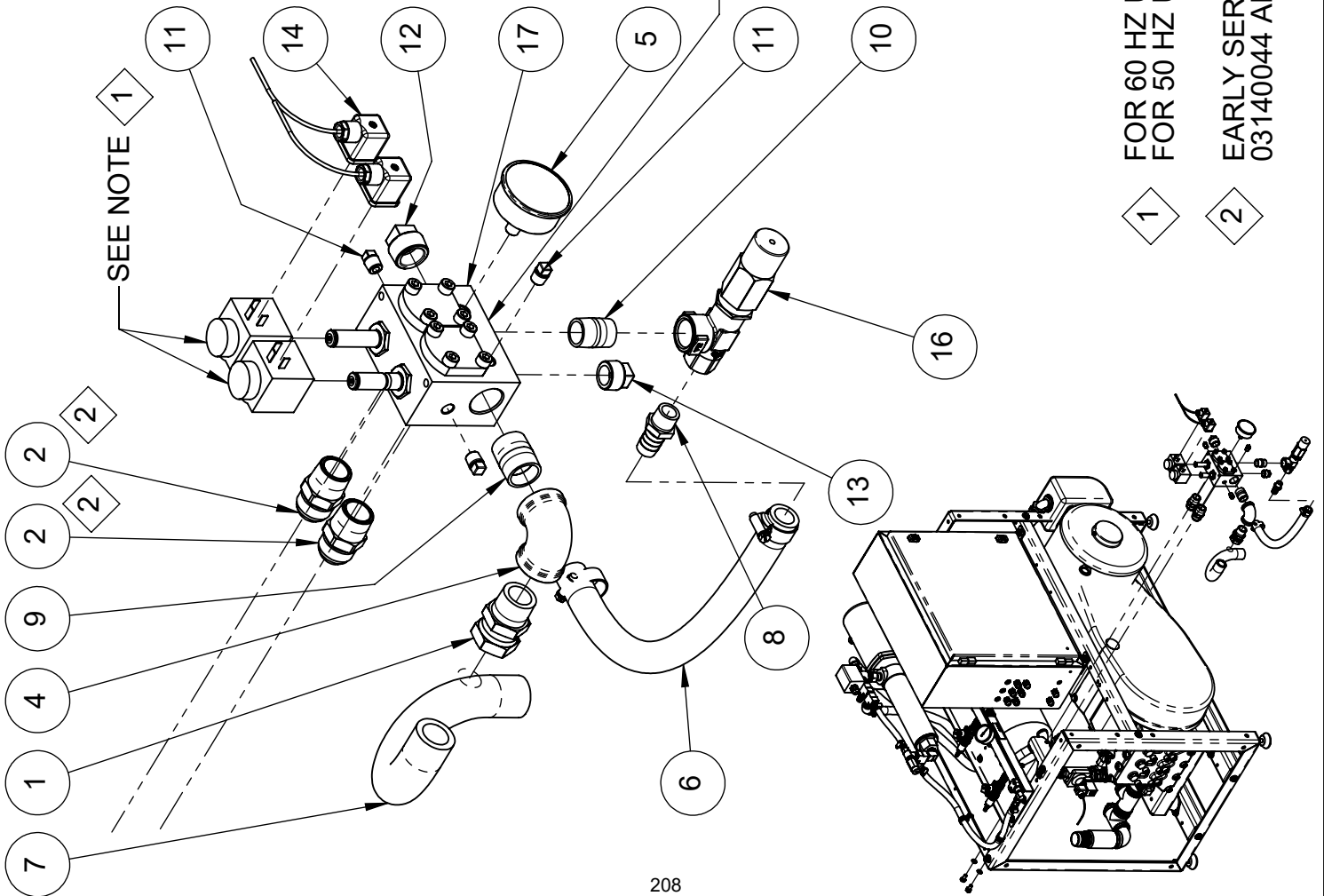
DWG. NO. 11250128 REV 03 SHEET 1 OF 1



PDQ
 VEHICLE WASH SYSTEMS

PART OF OPW
 A DOWER COMPANY

ITEM	PART #	DESCRIPTION
1	44562-N	ADAPTER,1FNPT-SWIVELx1MNPT,NI-PLT
2	03140044	ADAPTER,#16-MJICx1MPT,Z-PLT
4	67410-4S	ELBOW,1NPT,90DEG,SC40,SST
5	25111	GAUGE,PRES,0-2000PSI,1/4MPT,CBM,LIC,2.5"
6	61030	HOSE,3/4,200,BLACK,SYN-RBR,SYN-YRN
7	03340103	HOSE,OUTLET,PUMP,HP,LW/LJ
8	68122-MHB	HOSE-BARB,3/4Hx1/2MNPT,BRS
9	67015-4S	NIPPLE,1NPTxCLOSE,SC40,SST
10	67014-4B	NIPPLE,3/4NPTxCLOSE,SC40,BRS
11	67603-B	PLUG,1/4NPT,SQ-HD,BRS
12	67605-B	PLUG,1NPT,SQ-HD,BRS
13	67604-B	PLUG,3/4NPT,SQ-HD,BRS
14	63042	PLUG,18mm,DIN,PLSTC
16	63188	VALVE,BAL-RLF,3/4FPT,53.5GPM,2560PSI,BR
17	03010146	VALVE,HIGH-PRESSURE,NO/NC,1",SST



VALVE REPAIR KITS
 03010145 ARMATURE, VALVE STEM, NORMALLY CLOSED
 03010160 ARMATURE, VALVE STEM, NORMALLY OPEN
 03010161 PISTON (REPAIRS ONE PISTON)

1 FOR 60 HZ USE 63040
 2 FOR 50 HZ USE 63044

2 EARLY SERIAL NUMBERS USED
 03140044 ADAPTER

PICTORIAL PARTS CATALOG

DESCRIPTION:
 PUMP STATION WITH UNDERBODY
 MANIFOLD

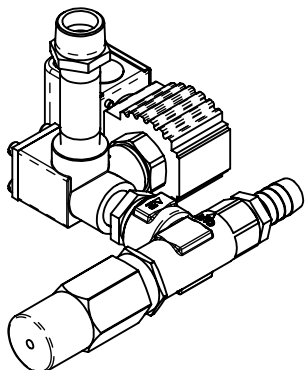
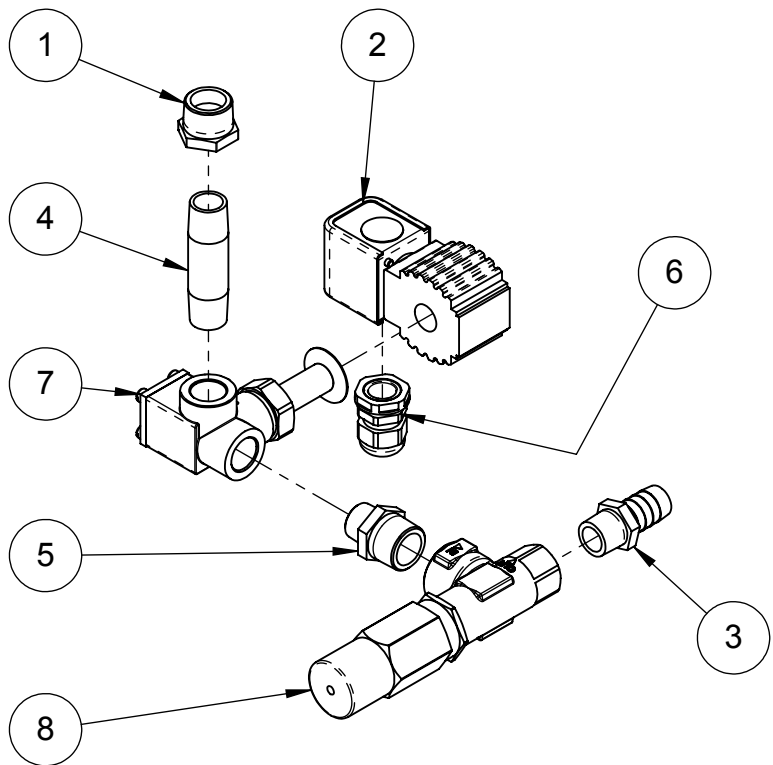
DWG. NO. 11250129 REV 04 SHEET 1 OF 1






PDQ
 VEHICLE WASH SYSTEMS

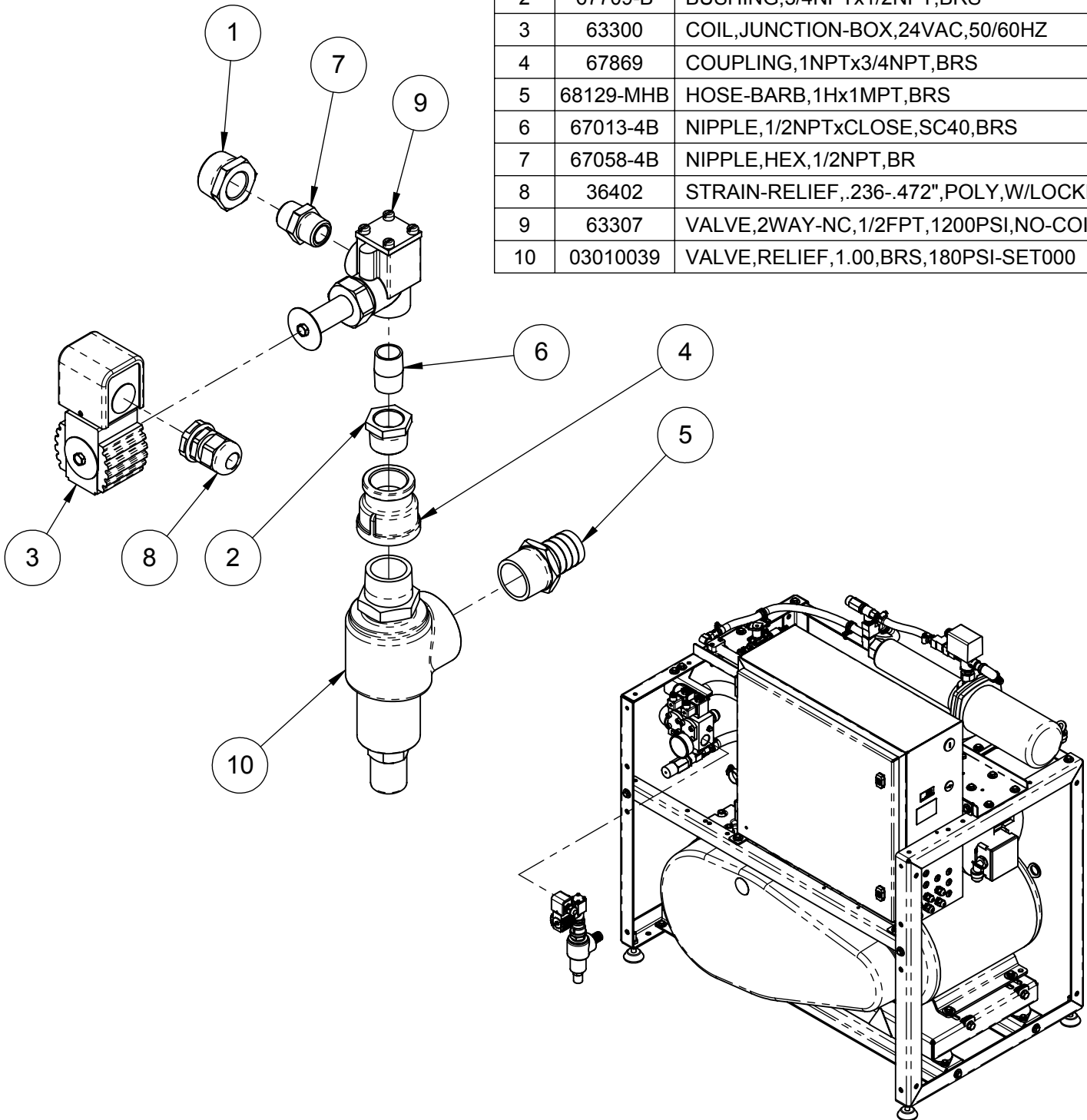
PART OF OPW DOVER COMPANY

ITEM	PART #	DESCRIPTION
1	67709-B	BUSHING,3/4NPTx1/2NPT,BRS
2	63300	COIL,JUNCTION-BOX,24VAC,50/60HZ
3	68122-MHB	HOSE-BARB,3/4Hx1/2MNPT,BRS
4	67013-D4B	NIPPLE,1/2NPTx3.00,SC40,BRS
5	67059-4B	NIPPLE,HEX,3/4NPTx1/2NPT,BRS
6	36402	STRAIN-RELIEF,.236-.472",POLY,W/LOCKNUT
7	63307	VALVE,2WAY-NC,1/2FPT,1200PSI,NO-COIL
8	63188	VALVE,BAL-RLF,3/4FPT,53.5GPM,2560PSI,BR



PICTORIAL PARTS CATALOG		
DESCRIPTION: MANIFOLD, WATER-SAVER, LASERWASH		
DWG. NO. 09170047	REV 05	SHEET 1 OF 1
		
VEHICLE WASH SYSTEMS		
PART OF OPW		

ITEM	PART #	DESCRIPTION
1	67713-B	BUSHING,1NPTx1/2NPT,BRS
2	67709-B	BUSHING,3/4NPTx1/2NPT,BRS
3	63300	COIL,JUNCTION-BOX,24VAC,50/60HZ
4	67869	COUPLING,1NPTx3/4NPT,BRS
5	68129-MHB	HOSE-BARB,1Hx1MPT,BRS
6	67013-4B	NIPPLE,1/2NPTxCLOSE,SC40,BRS
7	67058-4B	NIPPLE,HEX,1/2NPT,BR
8	36402	STRAIN-RELIEF,.236-.472",POLY,W/LOCKNUT
9	63307	VALVE,2WAY-NC,1/2FPT,1200PSI,NO-COIL
10	03010039	VALVE,RELIEF,1.00,BRS,180PSI-SET000



PICTORIAL PARTS CATALOG

DESCRIPTION:

LASERWASH PUMP-STATION
SPOT-FREE MANIFOLD

DWG. NO.

11250125

REV

04

SHEET

1 OF 1



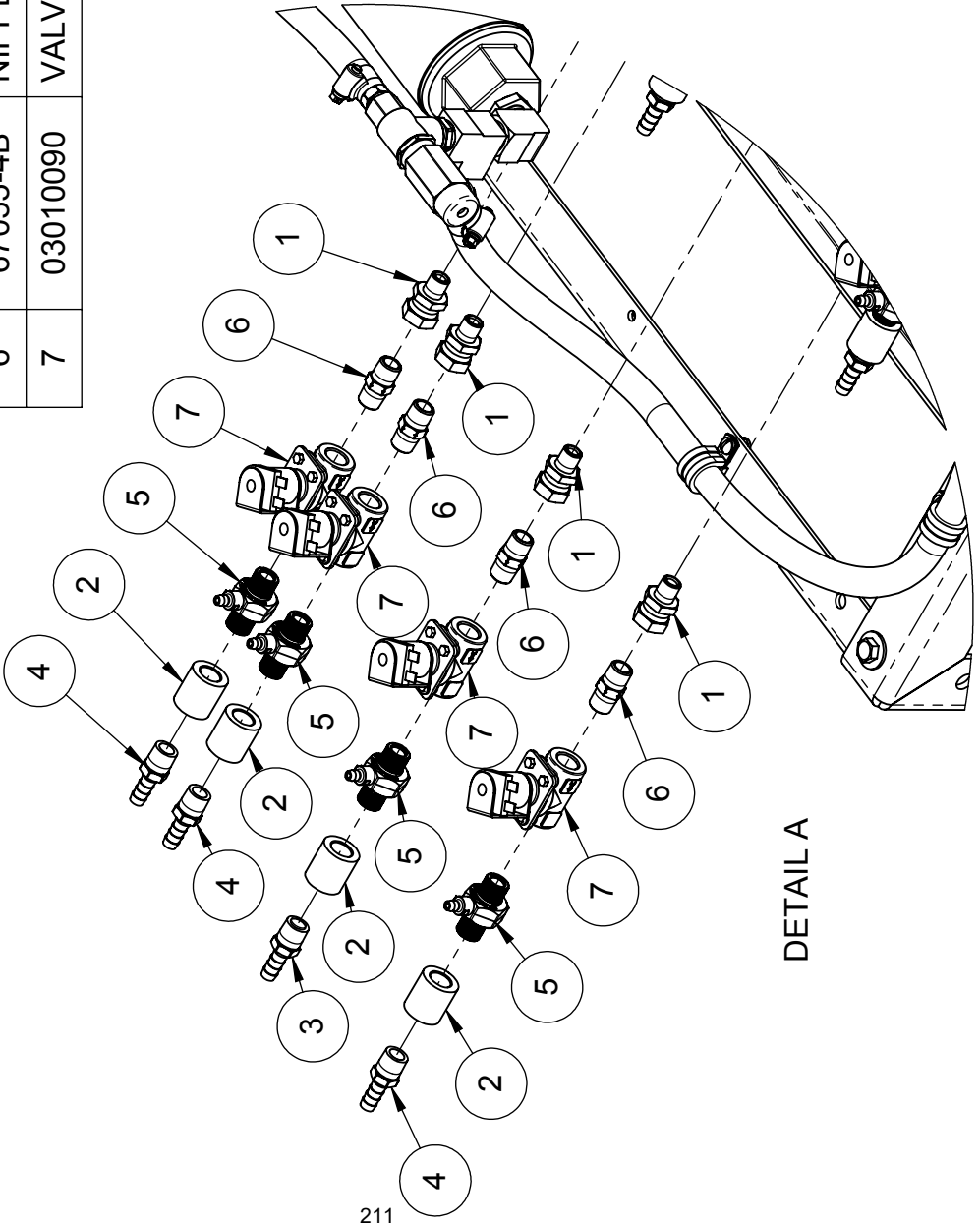
VEHICLE WASH SYSTEMS

PART OF OPW

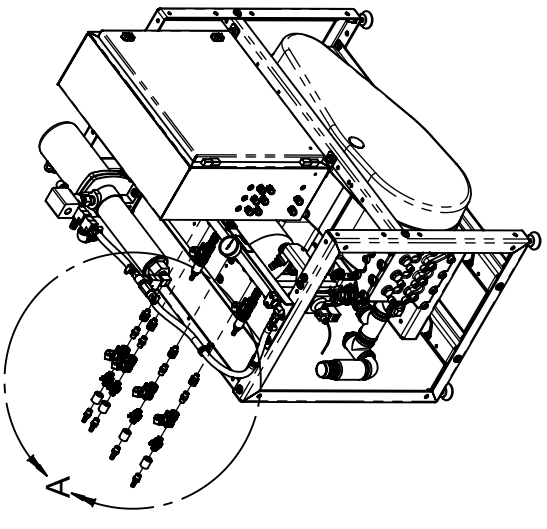


CONFIDENTIAL

ITEM	PART #	DESCRIPTION
1	44553-S	ADAPTER,3/8FNPT-SWIVELx1/4MNPT,SST
2	67794-4S	COUPLING,3/8NPT,SST
3	68112-MHB	HOSE-BARB,3/8Hx3/8MNPT,BRS
4	03310038	HOSE-BARB,3/8Hx3/8MNPT,SST
5	63487	INJECTOR,.086,SST/KYNAR
6	67055-4B	NIPPLE,HEX,3/8NPT,BRS
7	03010090	VALVE,.38,SST,NC,200PSI,24VAC



DETAIL A

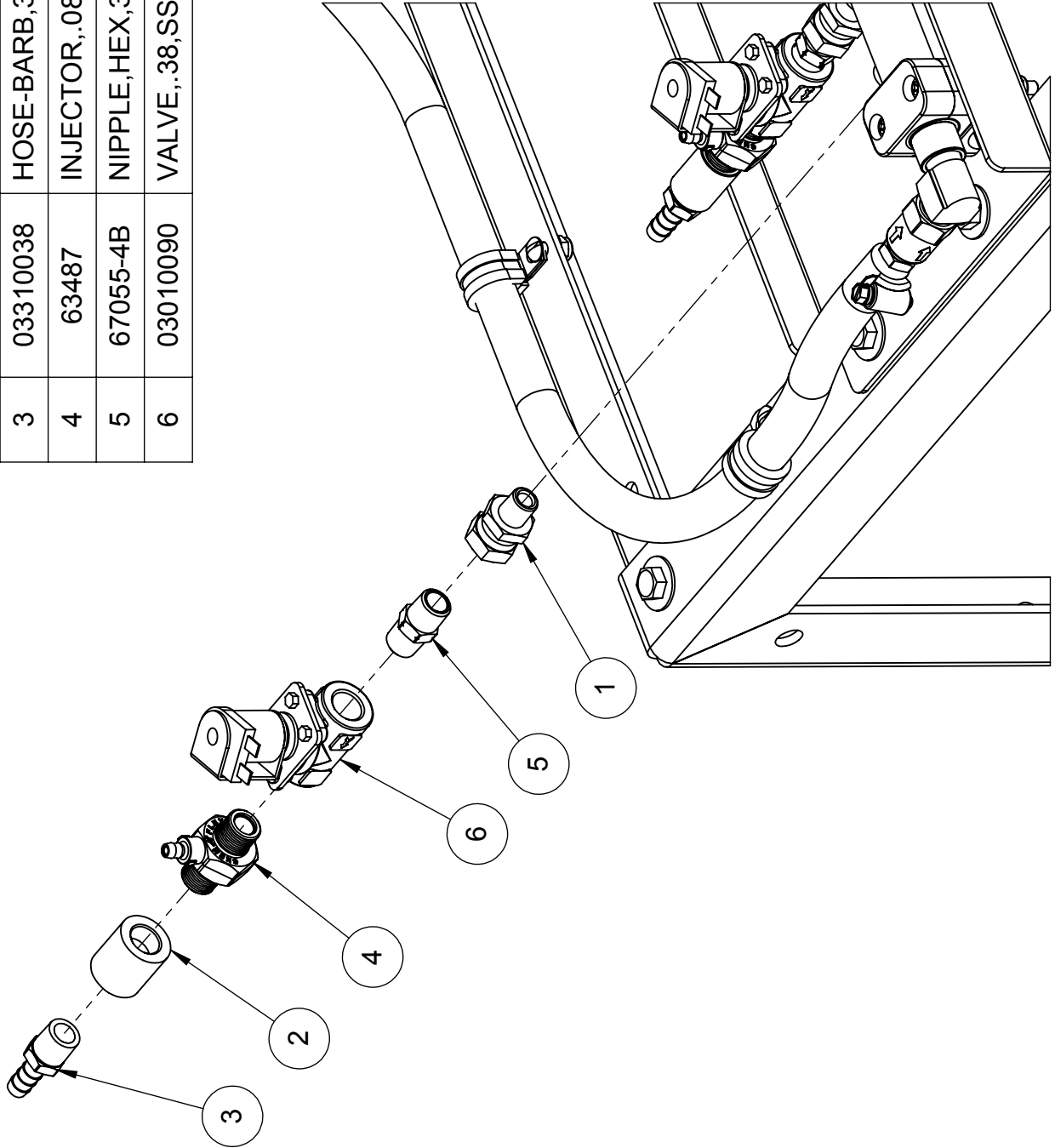


PICTORIAL PARTS CATALOG
 DESCRIPTION:
 PUMP-STATION EXTENDED
 SOLUTION MANIFOLD

DWG. NO. 11250131 REV 01 SHEET 1 OF 1

PDQ
 VEHICLE WASH SYSTEMS
 PART OF OPW
 A DOVER COMPANY

ITEM	PART #	DESCRIPTION
1	44553-S	ADAPTER,3/8FNPT-SWIVELx1/4MNPT,SST
2	67794-4S	COUPLING,3/8NPT,SST
3	03310038	HOSE-BARB,3/8HX3/8MNPT,SST
4	63487	INJECTOR,.086,3/8MPTx3/8MPT,SST
5	67055-4B	NIPPLE,HEX,3/8NPT,BRS
6	03010090	VALVE,.38,SST,NC,200PSI,24VAC



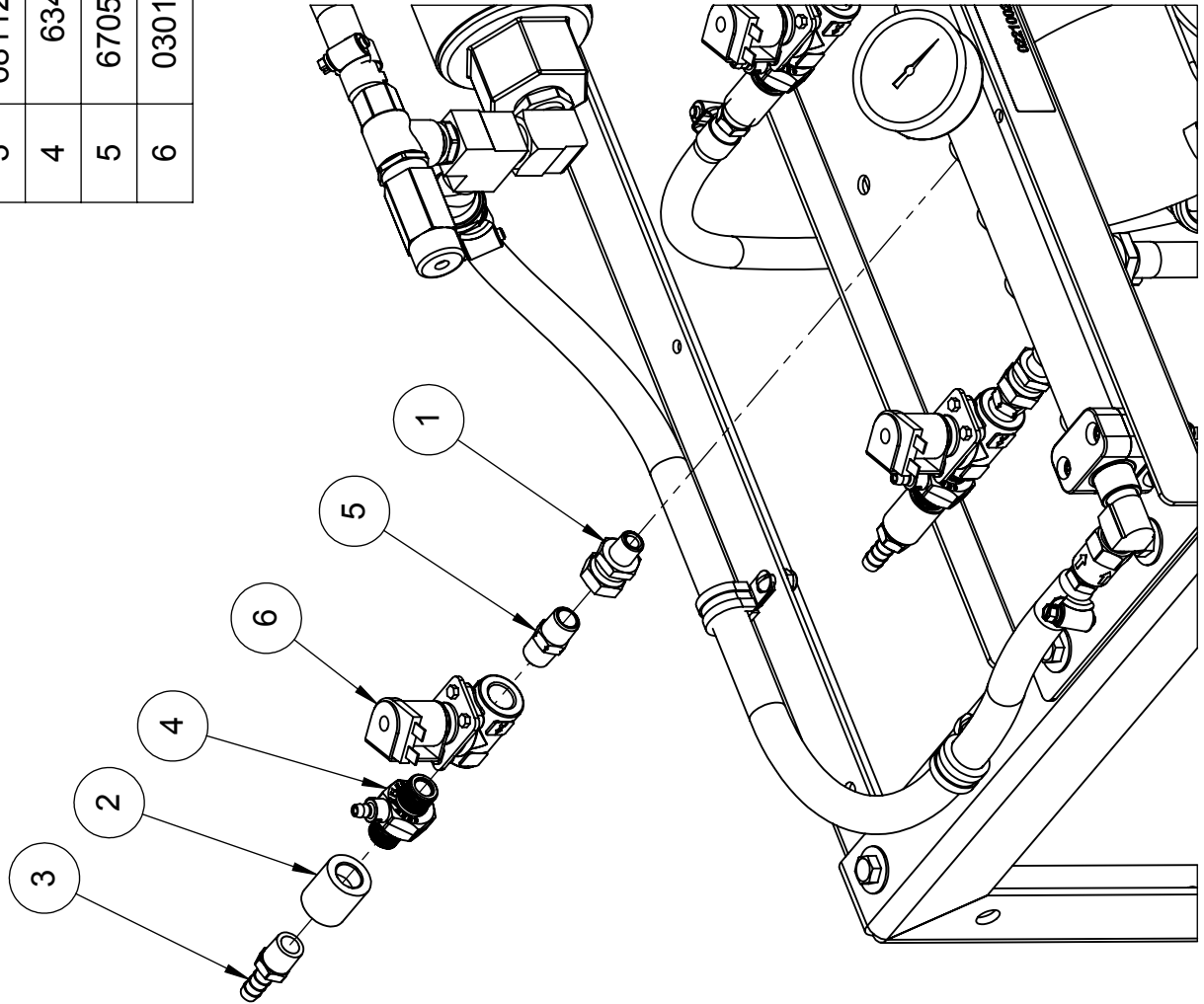
Vehicle Wash Systems
A DOWER COMPANY

DESCRIPTION:
PUMP-STATION FRONT-PREP
MANIFOLD

PICTORIAL PARTS CATALOG - CONFIDENTIAL
DWG. NO. REV

11250122 00

ITEM	PART #	DESCRIPTION
1	44553-S	ADAPTER,3/8FNPT-SWIVELx1/4MNPT,SST
2	67794-4S	COUPLING,3/8NPT,SST
3	68112-MHB	HOSE-BARB,3/8HX3/8MNPT,BRS
4	63488	INJECTOR,.098,3/8MPTx3/8MPT,SST
5	67055-4B	NIPPLE,HEX,3/8NPT,BRS
6	03010090	VALVE,.38,SST,NC,200PSI,24VAC

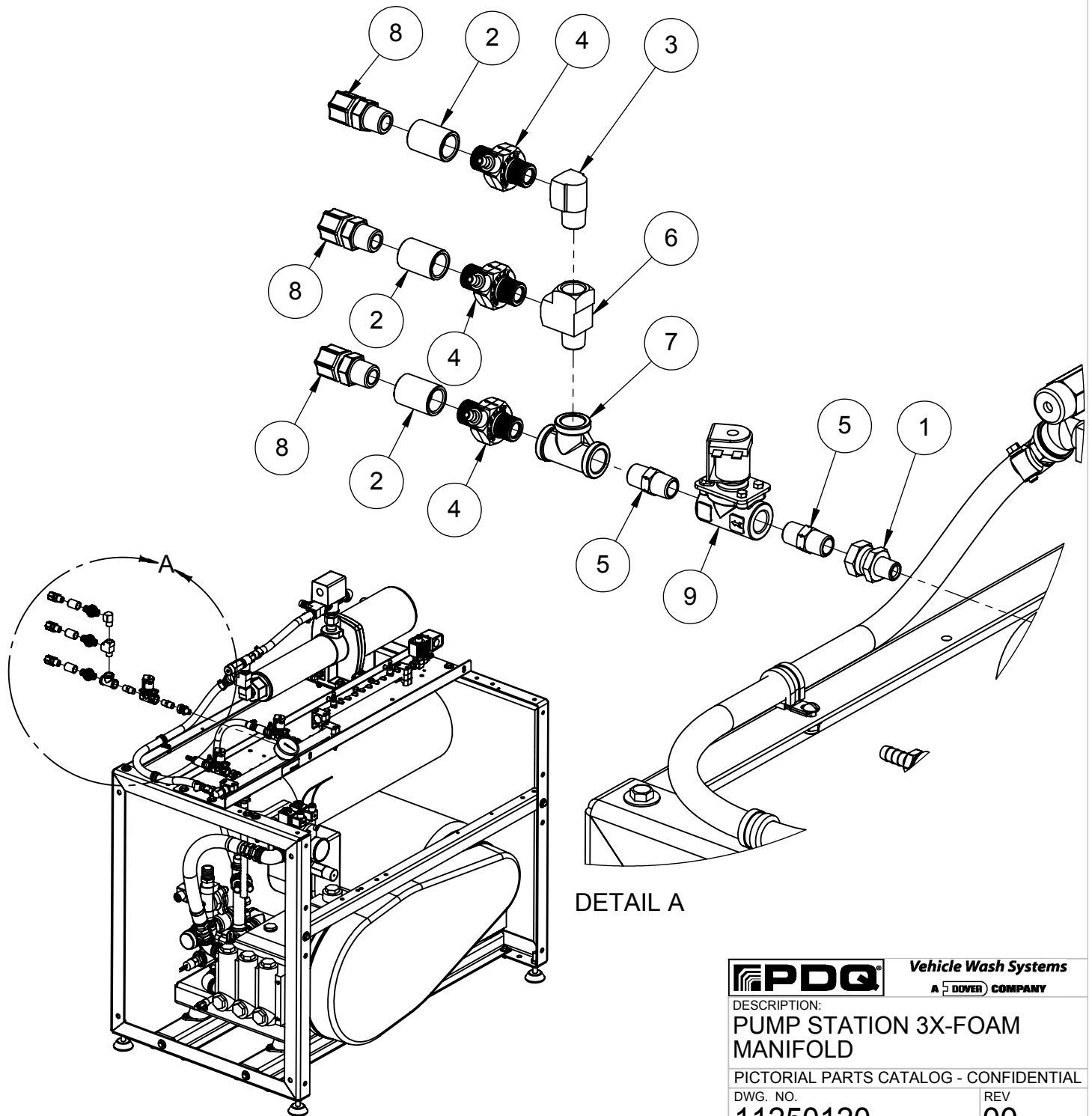


DESCRIPTION:
**PUMP STATION SUPER-
 SEALANT MANIFOLD**

PICTORIAL PARTS CATALOG - CONFIDENTIAL
 DWG. NO. REV

11250121 **00**

ITEM	PART #	DESCRIPTION
1	44553-S	ADAPTER,3/8FNPT-SWIVELx1/4MNPT,SST
2	67794-4S	COUPLING,3/8NPT,SST
3	67489-4B	ELBOW,STREET,3/8NPT,90DEG,SC40,BRS
4	63480	INJECTOR,.057,3/8MPTx3/8MPT,SST
5	67055-4B	NIPPLE,HEX,3/8NPT,BRS
6	67195-4B	TEE,3/8NPT,MALE-RUN,SC40,BRS
7	67110-4B	TEE,3/8NPT,PIPE,SC40,BRS
8	24038-FO	TUBE-FTG,CONN,3/8Tx3/8NPT,COMP,PP
9	03010090	VALVE,.38,SST,NC,200PSI,24VAC



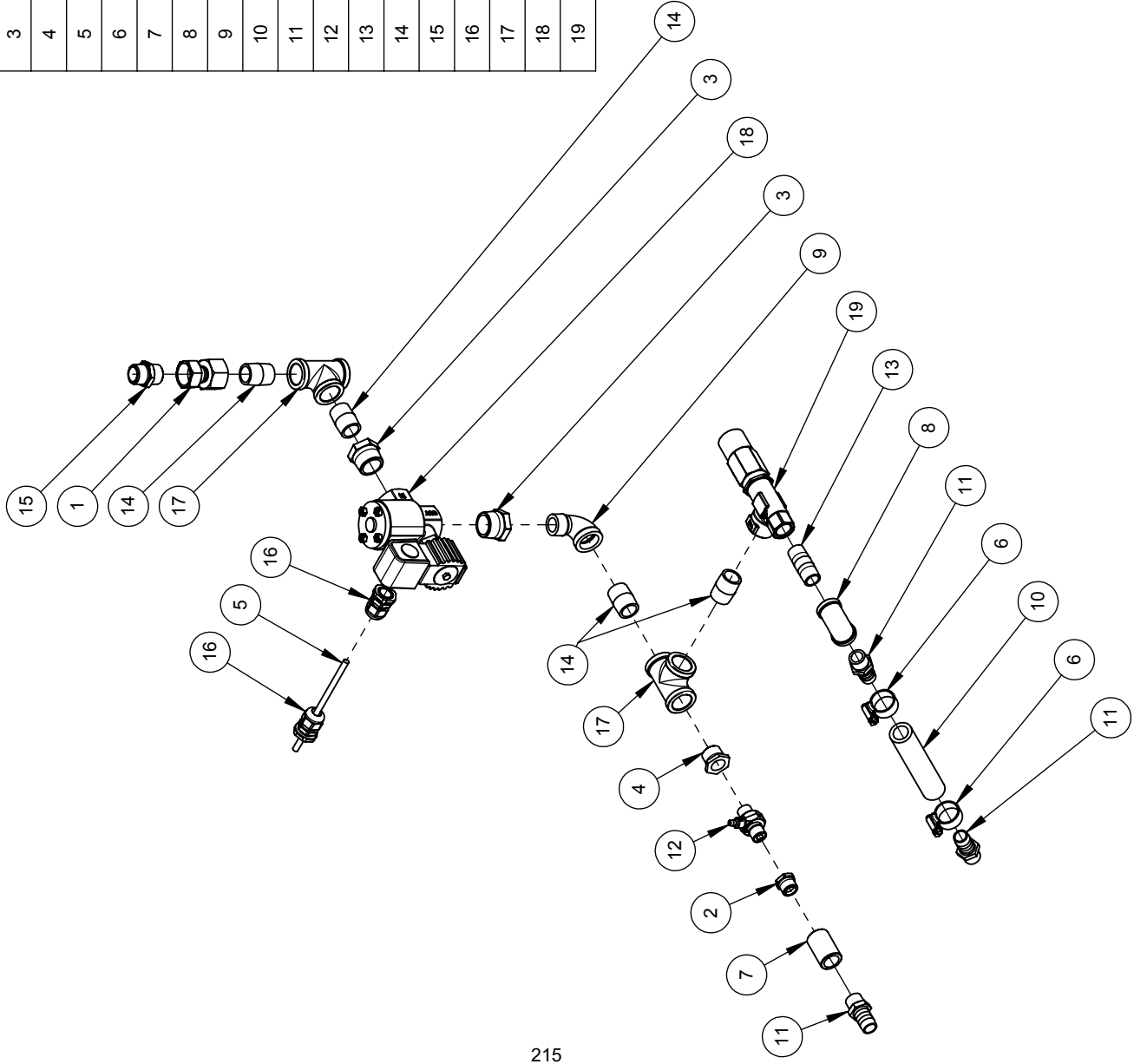
DETAIL A

PDQ Vehicle Wash Systems
A DOVER COMPANY

DESCRIPTION:
**PUMP STATION 3X-FOAM
MANIFOLD**

PICTORIAL PARTS CATALOG - CONFIDENTIAL

DWG. NO. **11250120** REV **00**



ITEM	PART #	DESCRIPTION
1	03140058	ADAPTER,3/4FNPTSWVLx3/4FNPT,Z-PLT
2	67705-B	BUSHING,1/2NPTx3/8NPT,BR
3	67714-S	BUSHING,1NPTx3/4NPT,SST
4	67708-S	BUSHING,3/4NPTx3/8NPT,SST
5	04080535	CABLE,VALVE,OVERGLOW,PUMP-STATION,LW
6	75103	CLAMP,HOSE,#12,.75H,SST
7	67796-4S	COUPLING,1/2NPT,SST
8	67406-4B	ELBOW,1/2NPT,90DEG,SC40,BRS
9	67493-4S	ELBOW,STREET,3/4NPT,90DEG,SC40,SST
10	61030	HOSE,3/4,200,BLACK,SYN-RBR,SYN-YRN
11	68122-MHB	HOSE-BARB,3/4HX1/2MNPT,BRS
12	03150030	INJECTOR,0.125,3/8MNPT,SST/KYNAR
13	67013-B4B	NIPPLE,1/2NPTx2.00,SC40,BRS
14	67014-8S	NIPPLE,3/4NPTXCLOSE,SC80,SST
15	67060-4B	NIPPLE,HEX,3/4NPT,BRS
16	36402	STRAIN-RELIEF,236-.472",POLY,W/LOCKNUT
17	67120-4S	TEE,3/4NPT,PIPE,SST
18	03010147	VALVE,2WAY-NC,1NPT,1200PSI,24VAC,BRS
19	63188	VALVE,BAL-RLF,3/4FPT,53.5GPM,2560PSI,BR

PICTORIAL PARTS CATALOG

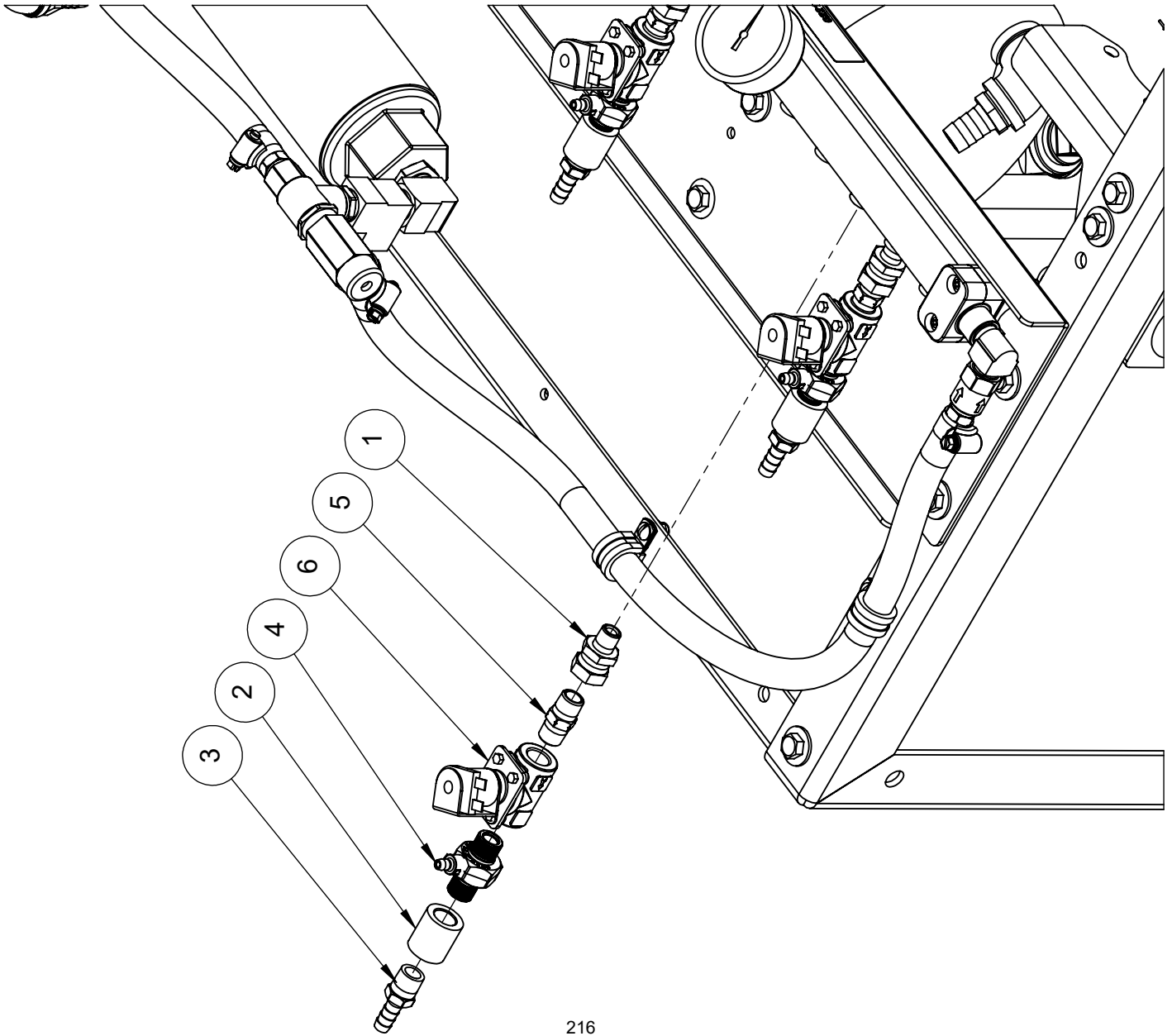
DESCRIPTION:
OVERGLOW MANIFOLD ASSY
LW360

DWG. NO. **11250217** REV **02** SHEET **1 OF 1**



PDQ
 VEHICLE WASH SYSTEMS
 PART OF OPW
 A DOVER COMPANY

ITEM	PART #	DESCRIPTION
1	03310038	HOSE-BARB,3/8HX3/8MNPT,SST
2	67794-4S	COUPLING,3/8NPT,SST
3	63487	INJECTOR,.086,SST/KYNAR
4	03010090	VALVE,.38,SST,NC,200PSI,24VAC
5	67055-4B	NIPPLE,HEX,3/8NPT,BRS
6	44553-S	ADAPTER,3/8FNPT-SWIVELx1/4MNPT,SST



PICTORIAL PARTS CATALOG

DESCRIPTION:
2ND DETERGENT SOLUTION
CONTROL MANIFOLD

DWG. NO. 11250134 REV 00 SHEET 1 OF 1

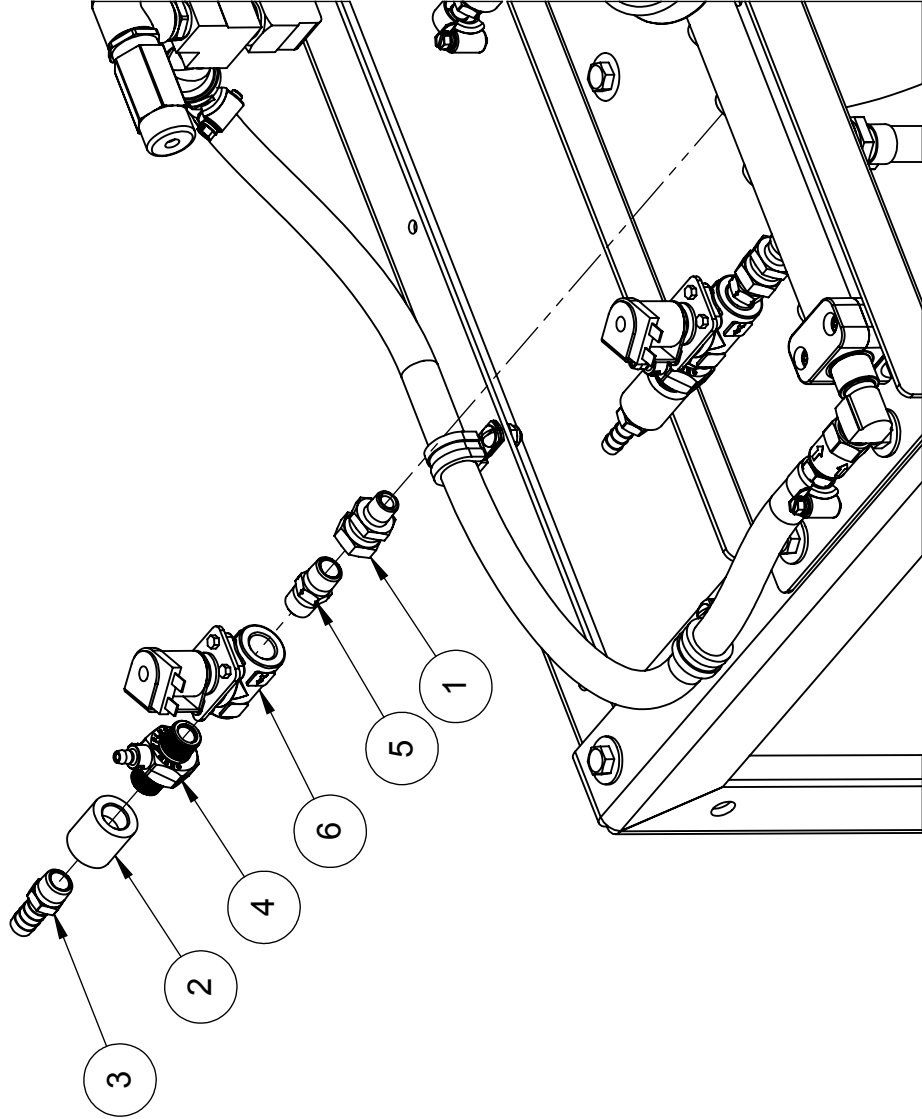


PDQ
VEHICLE WASH SYSTEMS

PART OF OPW
ADOVER COMPANY

CONFIDENTIAL

ITEM	PART #	DESCRIPTION
1	44553-S	ADAPTER,3/8FNPT-SWIVELx1/4MNPT,SST
2	67794-4S	COUPLING,3/8NPT,SST
3	68116-MHB	HOSE-BARB,1/2Hx3/8MNPT,BRS
4	63488	INJECTOR,.098,SST/KYNAR
5	67055-4B	NIPPLE,HEX,3/8NPT,BRS
6	03010090	VALVE,.38,SST,NC,200PSI,24VAC



PICTORIAL PARTS CATALOG

DESCRIPTION:
PUMP STATION RUST-INHIBITOR
MANIFOLD

DWG. NO. 11250123 REV 01 SHEET 1 OF 1






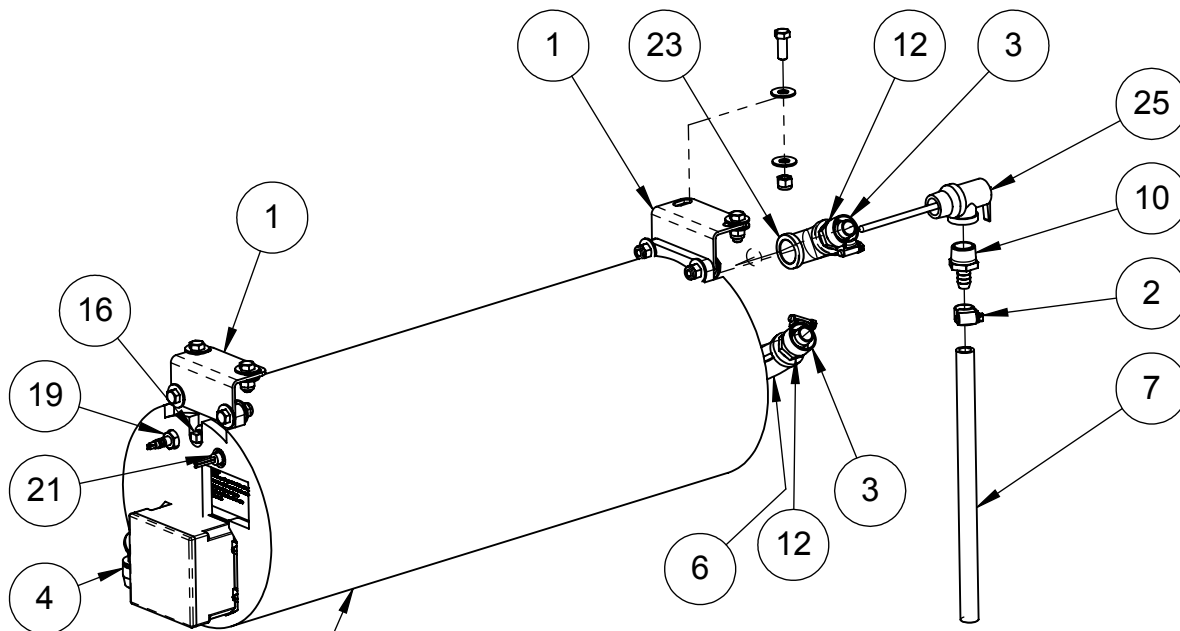
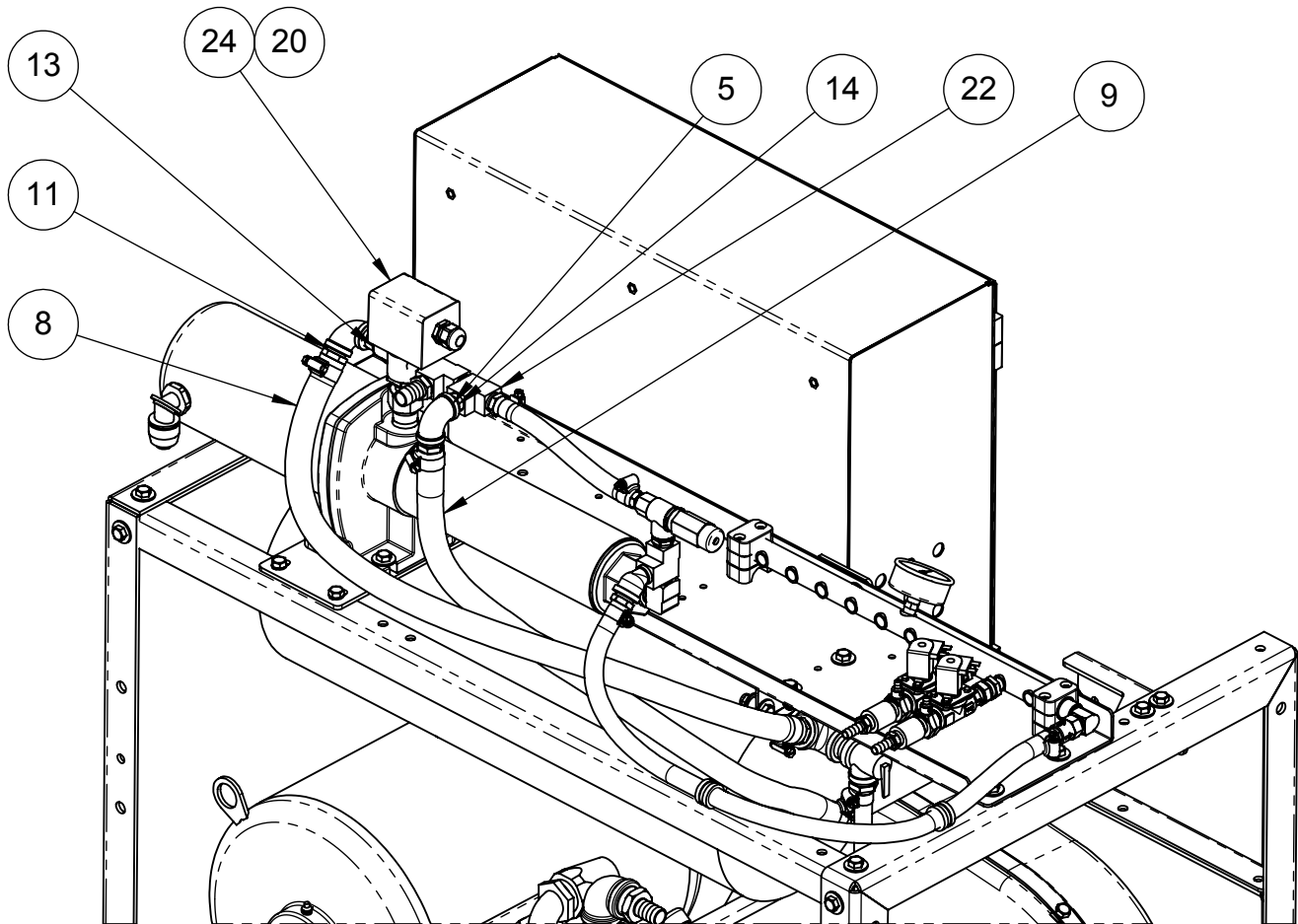
PDQ
VEHICLE WASH SYSTEMS

PART OF OPW
A DOVER COMPANY

THIS DRAWING AND THE INFORMATION THEREIN IS THE SOLE PROPERTY OF PDQ MANUFACTURING, INC. AND CANNOT BE COPIED OR DISCLOSED WITHOUT THE WRITTEN CONSENT OF PDQ MANUFACTURING, INC.

ITEM	PART #	DESCRIPTION
1	06140875	BRACKET, MOUNT, HEATER, LASERWASH
2	75101	CLAMP, HOSE, #6, .38-.50H, SST
3	75103	CLAMP, HOSE, #12, .75H, SST
4	36084	CONNECTOR, CONDUIT, 1/2, ADJUSTABLE, PVC
5	67406-4B	ELBOW, 1/2NPT, 90DEG, SC40, BRS
6	67408-4B	ELBOW, 3/4NPT, 90DEG, SC40, BRS
7	01130005	HOSE, .50, 300PSI, RED, SYN-RBR, SYN-YRN
8	61030	HOSE, 3/4, 200, BLACK, SYN-RBR, SYN-YRN
9	61030	HOSE, 3/4, 200, BLACK, SYN-RBR, SYN-YRN
10	68118-MHB	HOSE-BARB, 1/2Hx3/4MNPT, BRS
11	68122-MHB	HOSE-BARB, 3/4Hx1/2MNPT, BRS
12	68123-MHB	HOSE-BARB, 3/4Hx3/4MNPT, BRS
13	67013-B4B	NIPPLE, 1/2NPTx2.00, SC40, BRS
14	67013-4B	NIPPLE, 1/2NPTxCLOSE, SC40, BRS
16	67603-B	PLUG, 1/4NPT, SQ-HD, BRS
19	04420030	SENSOR, TEMP, 0-212F, 2-5VDC, .25MPT
20	36402	STRAIN-RELIEF, .236-.472", POLY, W/LOCKNUT
21	04040021	SWITCH, TEMP, 158F, 1A, 24VAC, .25MPT
22	67200-4B	TEE, 1/2NPT, MALE-RUN, SC40, BRS
23	67120-4S	TEE, 3/4NPT, PIPE, SST
24	63318	VALVE, 3-WAY, 1/2"NPT, 20PSI, 24VAC, BRS
25	03010166	VALVE, PRESSURE-RELIEF, 3/4NPT, 150PSI, BR

PICTORIAL PARTS CATALOG		
DESCRIPTION: WATER HEATER TANK		
DWG. NO. 09130019	REV 10	SHEET 1 OF 3
 		
VEHICLE WASH SYSTEMS		
PART OF OPW 		



208-203V: USE 04190030
 240-400V: USE 04190031

PICTORIAL PARTS CATALOG

DESCRIPTION:

WATER HEATER TANK

DWG. NO.

09130019

REV

10

SHEET

2 OF 3

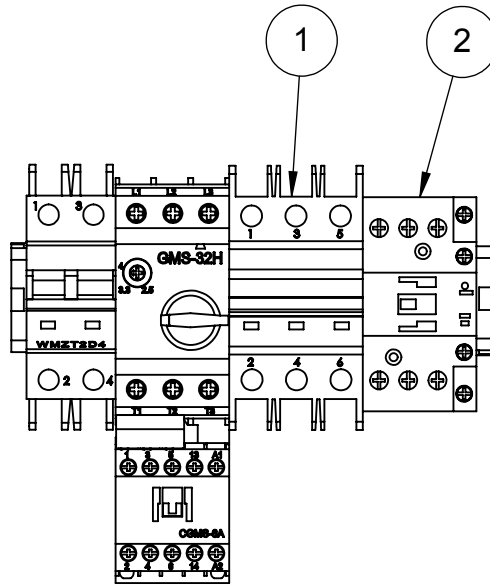


VEHICLE WASH SYSTEMS

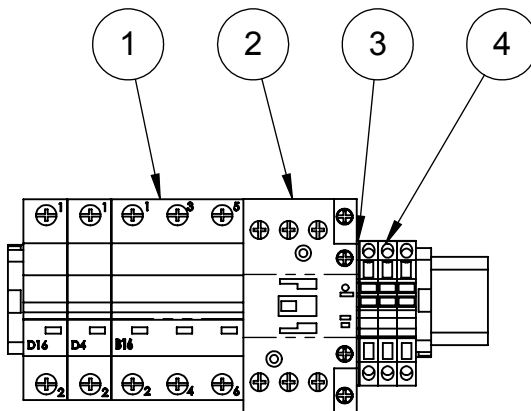
PART OF OPW



ITEM	PART #	DESCRIPTION
1	04110101	CIRCUIT-BREAKER,35A,3P,B,277/480V,UL-489
2	04020032	CONTACTOR,25A,24V-50/60HZ,AUX-NO,600V



ITEM	PART #	DESCRIPTION
1	04110074	CIRCUIT-BREAKER,16A,3P,B,400V,UL-1077
2	04020032	CONTACTOR,25A,24V-50/60HZ,AUX-NO,600V
3	04100070	TERMINAL,END-PLATE,WAGO,2006-SERIES,GRAY
4	04100069	TERMINAL-BLOCK,2P,41A,800V,AWG-20-8




PICTORIAL PARTS CATALOG		
DESCRIPTION: WATER HEATER TANK		
DWG. NO. 09130019	REV 10	SHEET 3 OF 3



CONFIDENTIAL

ITEM	PART #	DESCRIPTION	PART CUT LENGTH
1	06140895	BRACKET,COVER, TOP, INBAY-PUMP -STATION,LW	
2	06140901	BRACKET,PUMP-STATION-COVER-SUPPORT,SST	
3	06160363	COVER,LOWER-FRONT,PUMP-STATION,LASERWASH	
4	06160359	COVER,REAR,INBAY-PUMP-STATION,LASERWASH	
5	06160361	COVER,SIDE-PANEL,INBAY-PUMP-STATION,LW	
6	06160362	COVER, TOP,INBAY-PUMP STATION,LASERWASH	
7	02030337	DECAL,PUMP STATION,8.5X45.25",LASERWASH	
8	06070035	GASKET,HOUSING,IN-BAY,PMP,M5,41.0"LONG	41.0
9	06070035	GASKET,HOUSING,IN-BAY,PMP,M5,46.5"LONG	46.5
10	06070035	GASKET,HOUSING,IN-BAY,PMP,M5,52.0"LONG	52.0
11	06070035	GASKET,HOUSING,IN-BAY,PMP,M5,66"LONG	66.0
12	05180006	INSERT,THREADED,1/4UNC,NPRN,BRS	
13	02050007	LATCH,DRAW,FLEXIBLE,PLSTC	
14	05020018	NUT,#8-32,HEX,LOCK,SST	
15	71013-NCS	NUT,3/8-16,HEX,LOCK,SST	
16	05040201	SCREW,1/4-20x1.00,PTHMS,SST	
17	70182-HCS	SCREW,3/8-16x1.50,HHCS,SST	
18	05040068	SCREW,M5x16mm,PPHMS,SST	
19	71513-FS	WASHER,3/8,FLAT,1-OD,.083THK,SST	
20	05030047	WASHER,M5,FENDER,SST	



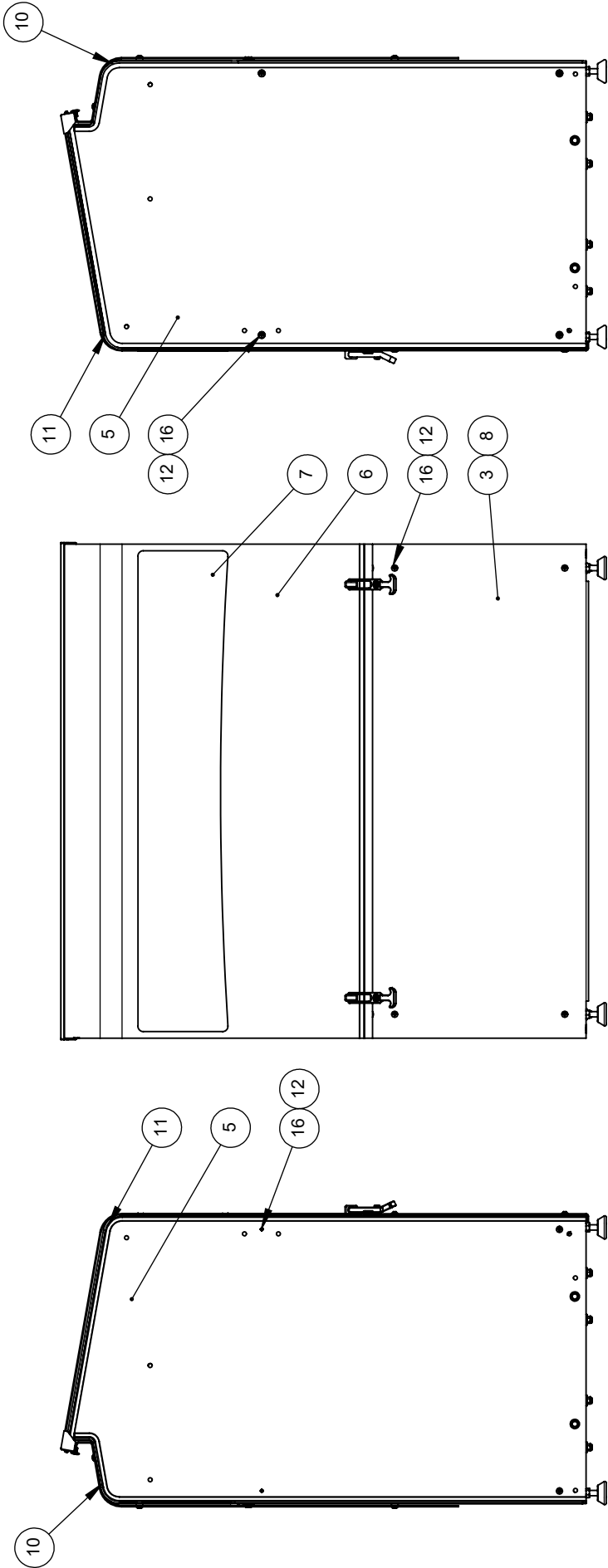
PICTORIAL PARTS CATALOG

DESCRIPTION:
PUMP STATION COVERS

DWG. NO.	REV	SHEET
11260039	00	1 OF 3



PART OF OPW DOVER COMPANY

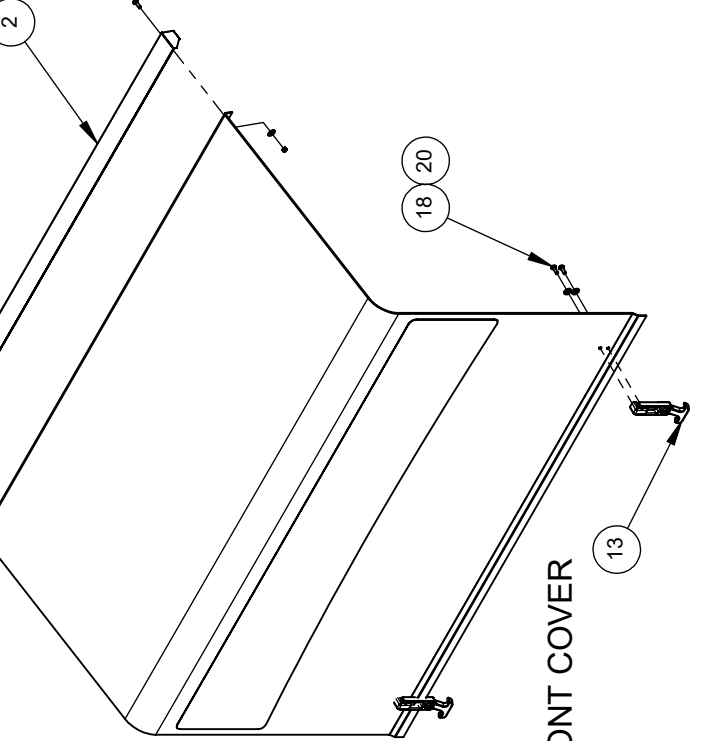
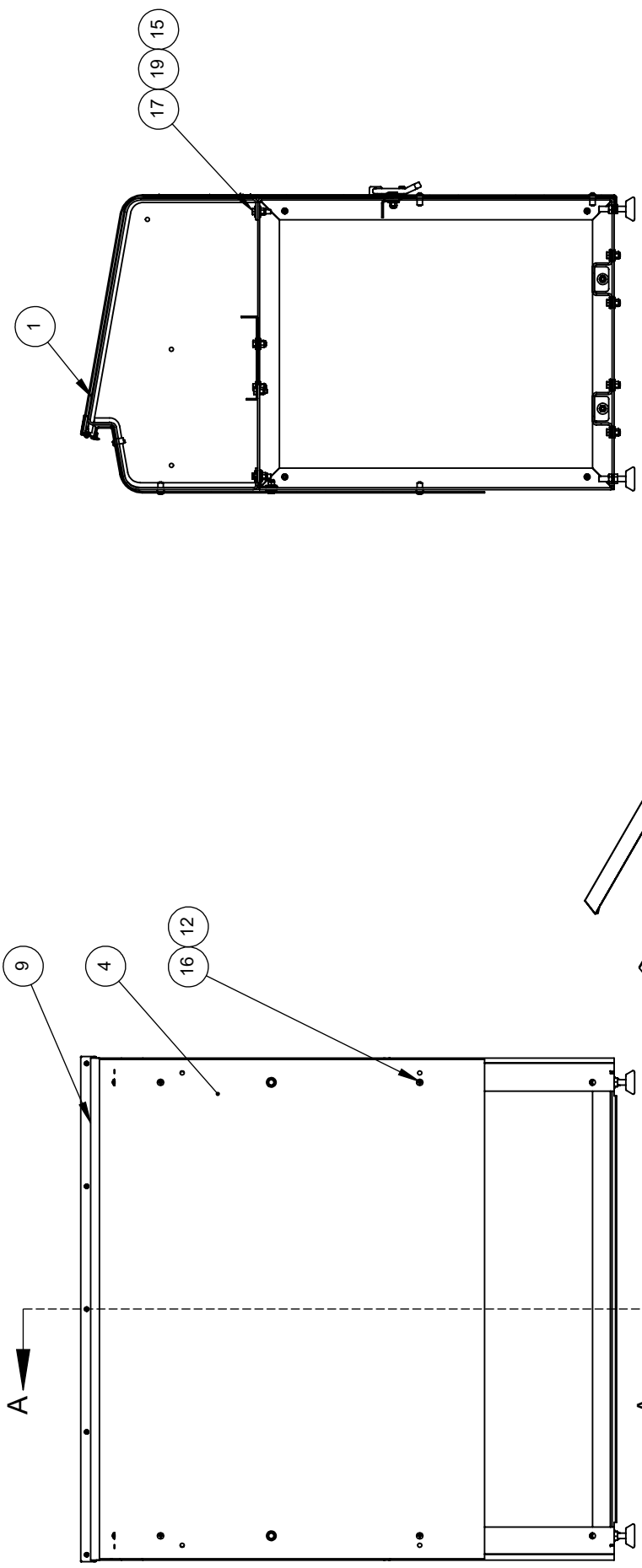


PICTORIAL PARTS CATALOG
DESCRIPTION:
PUMP STATION COVERS

DWG. NO. 11260039 REV 00 SHEET 2 OF 3



THIS DRAWING AND THE INFORMATION THEREIN IS THE SOLE PROPERTY OF PDQ MANUFACTURING, INC. AND CANNOT BE COPIED OR DISCLOSED WITHOUT THE WRITTEN CONSENT OF PDQ MANUFACTURING, INC.



SECTION A-A

FRONT COVER

REAR COVER


PICTORIAL PARTS CATALOG
 DESCRIPTION:
PUMP STATION COVERS

DWG. NO. 11260039 REV 00 SHEET 3 OF 3

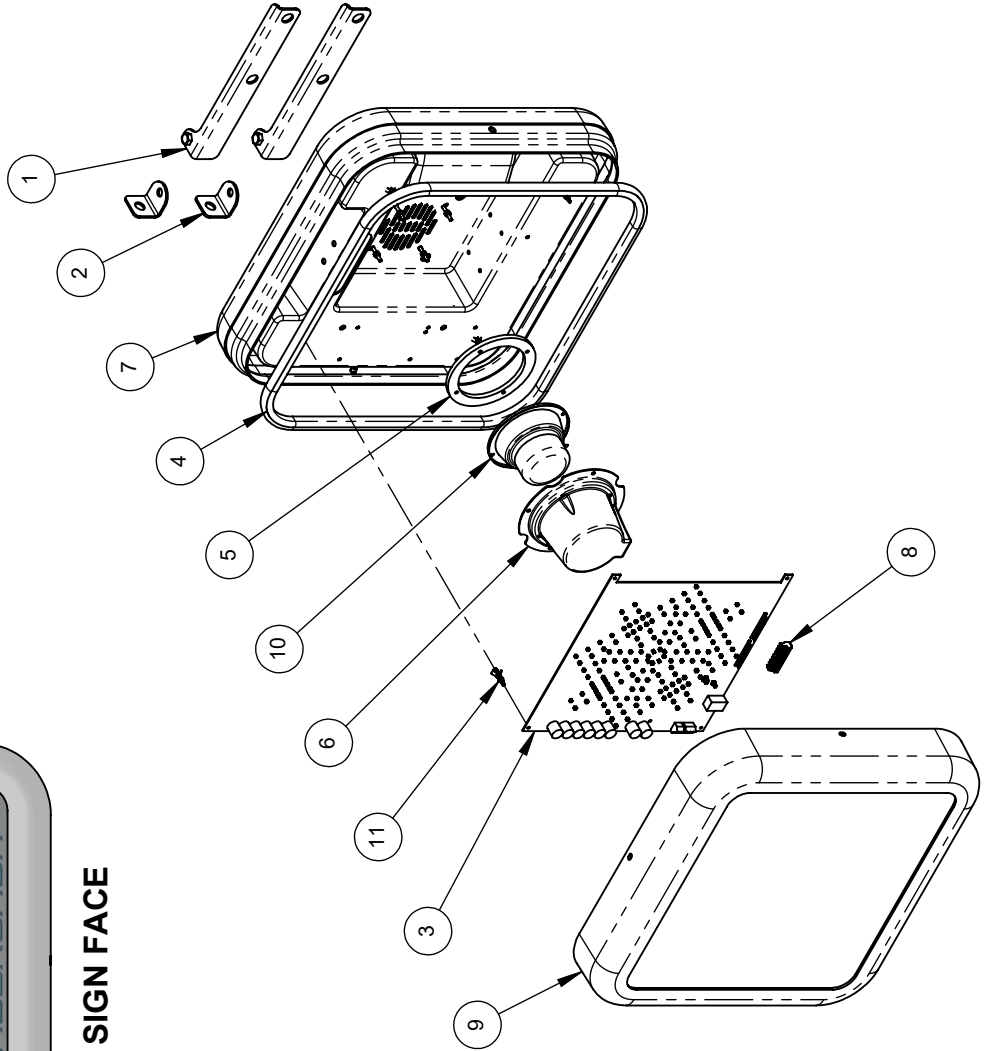




Signs



SIGN FACE



ITEM	PART #	DESCRIPTION
1	06140439	BRACKET, SIGN, INBAY/CONFIRM, NON-ADJ, SIGN
2	06140449	BRACKET, SIGN, INBAY/CONFIRM, NON-ADJ, WALL
3	04580021	CIRCUIT-BOARD, COMMON-SMART-SIGN, COMPLETE
4	06070030	GASKET, HOUSING, ENTRANCE-SIGN, NPRN
5	06070053	GASKET, SPEAKER-ADAPTER, SBR
6	06050117	HOUSING, SPEAKER, PLSTC, COMMON
7	06240289	PANEL, SIGN, 18x18, MOLDED, BACK, IN-BAY
8	04560016	PLUG, PCB, 9PIN, 5mm, 250V/10A, 14-24AWG, GRN
9	06420121	SIGN-FACE, IN-BAY, BASIC, LASERWASH
10	04550005	SPEAKER-W/CABLE, INBAY-SIGN
11	05130025	STAND-OFF, SNAP-IN, PCB-MT, INBAY/CONFIRM

PICTORIAL PARTS CATALOG

DESCRIPTION:
INBAY INSTRUCTION SIGN

DWG. NO. 09020115 REV 00 SHEET 1 OF 1

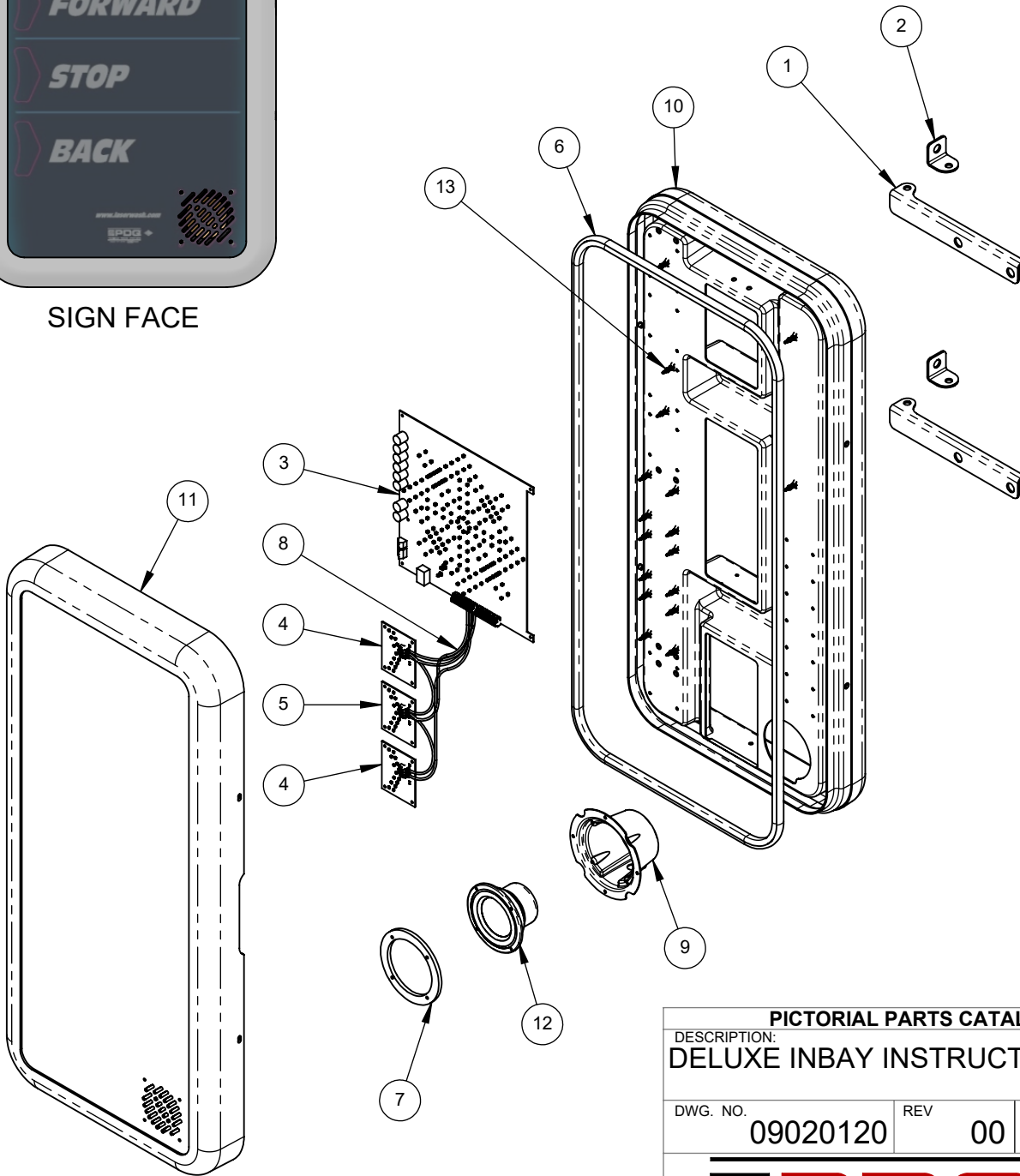
VEHICLE WASH SYSTEMS

PART OF OPW A DOVER COMPANY

ITEM	PART #	DESCRIPTION
1	06140439	BRACKET,SIGN,INBAY/CONFIRM,NON-ADJ,SIGN
2	06140449	BRACKET,SIGN,INBAY/CONFIRM,NON-ADJ,WALL
3	04580021	CIRCUIT-BOARD,COMMON-SMART-SIGN,COMPLETE
4	04580027	CIRCUIT-BOARD,LED,CHEVRON,GREEN
5	04580028	CIRCUIT-BOARD,LED,CHEVRON,RED
6	06070029	GASKET,HOUSING,IN-BAY-SIGNS,NPRN
7	06070053	GASKET,SPEAKER-ADAPTER,SBR
8	04080077	HARNESS,SIGN,IN-BAY,LWM5
9	06050117	HOUSING,SPEAKER,PLSTC,COMMON
10	06240060	PANEL,SIGN,18x39,MOLDED,BACK,IN-BAY/CONF
11	06420129	SIGN-FACE,IN-BAY,DELUXE,LASERWASH
12	04550005	SPEAKER-W/CABLE,INBAY-SIGN
13	05130025	STAND-OFF,SNAP-IN,PCB-MT,INBAY/CONFIRM



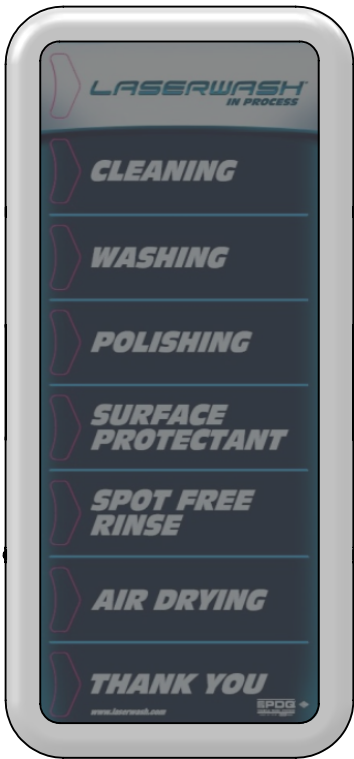
SIGN FACE



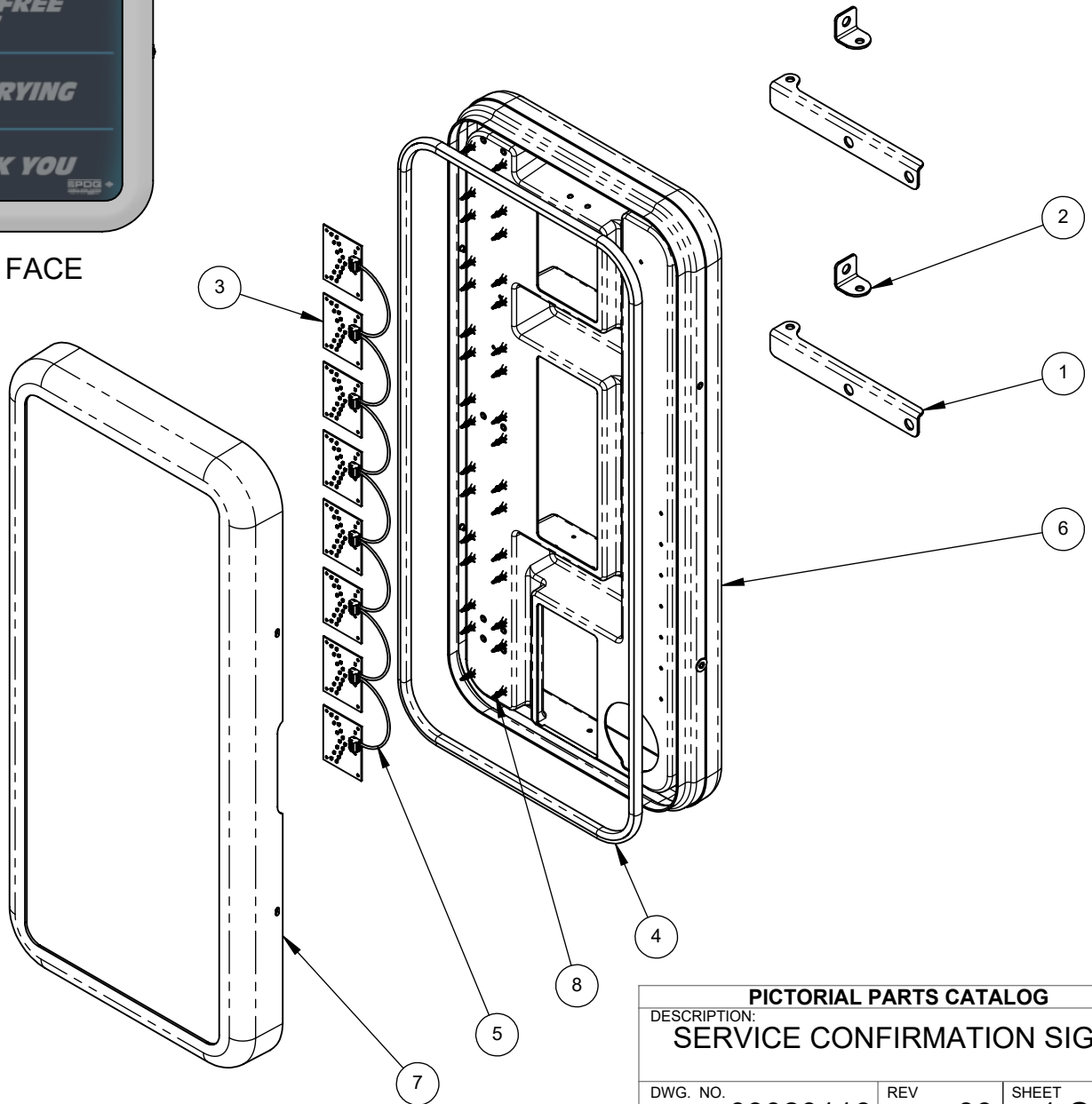
PICTORIAL PARTS CATALOG		
DESCRIPTION: DELUXE INBAY INSTRUCTION SIGN		
DWG. NO. 09020120	REV 00	SHEET 1 OF 1



ITEM	PART #	DESCRIPTION
1	06140439	BRACKET,SIGN,INBAY/CONFIRM,NON-ADJ,SIGN
2	06140449	BRACKET,SIGN,INBAY/CONFIRM,NON-ADJ,WALL
3	04580027	CIRCUIT-BOARD,LED,CHEVRON,GREEN
4	06070029	GASKET,HOUSING,IN-BAY-SIGNS,NPRN
5	04080078	HARNESS,SIGN,CONFIRMATION,LWM5
6	06240060	PANEL,SIGN,18x39,MOLDED,BACK,IN-BAY/CONF
7	06420122	SIGN-FACE,CONFIRMATION,LASERWASH,ENGLISH
8	05130025	STAND-OFF,SNAP-IN,PCB-MT,INBAY/CONFIRM



SIGN FACE

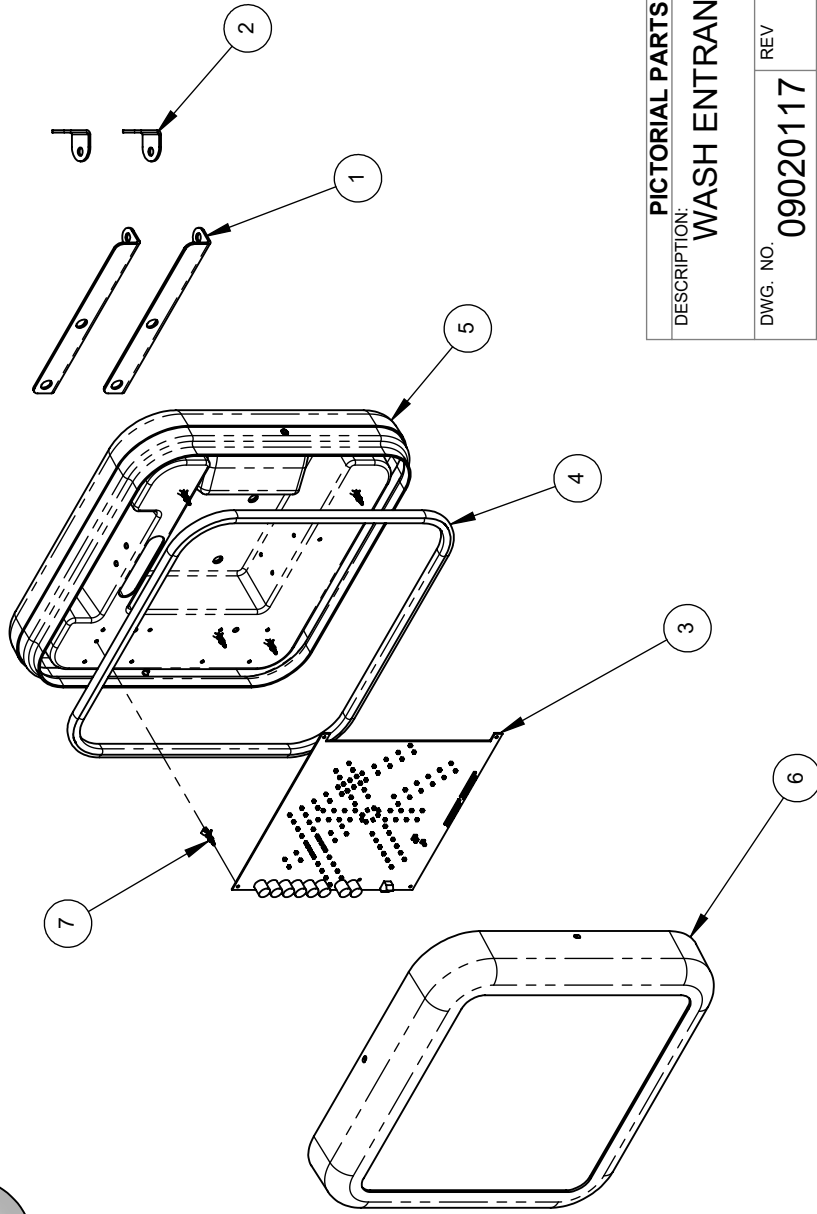


PICTORIAL PARTS CATALOG		
DESCRIPTION: SERVICE CONFIRMATION SIGN		
DWG. NO. 09020116	REV 00	SHEET 1 OF 1





SIGN FACE



ITEM	PART #	DESCRIPTION
1	06140439	BRACKET,SIGN,INBAY/CONFIRM,NON-ADJ,SIGN
2	06140449	BRACKET,SIGN,INBAY/CONFIRM,NON-ADJ,WALL
3	04580031	CIRCUIT-BOARD,ENTRANCE-SIGN,COMPLETE
4	06070030	GASKET,HOUSING,ENTRANCE-SIGN,NPRN
5	06240061	PANEL,SIGN,18x18,MOLDED,BACK,ENTRANCE
6	06420123	SIGN-FACE,ENTRANCE,LASERWASH
7	05130025	STAND-OFF,SNAP-IN,PCB-MT,INBAY/CONFIRM

PICTORIAL PARTS CATALOG
 DESCRIPTION:
 WASH ENTRANCE SIGN

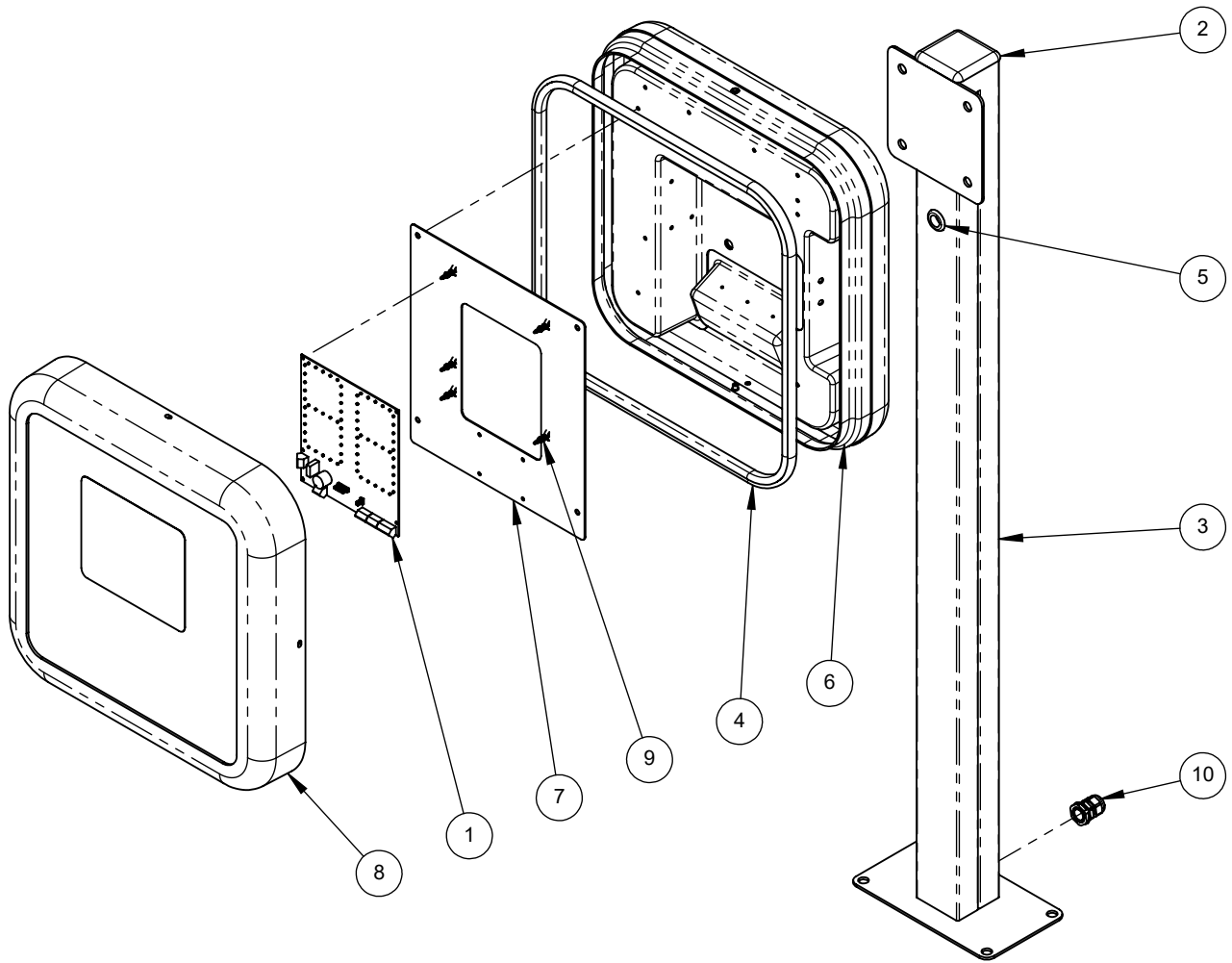
DWG. NO. 09020117 REV 00 SHEET 1 OF 1





SIGN FACE

ITEM	PART #	DESCRIPTION
1	04580032	CIRCUIT BOARD, PDQ COUNTDOWN TIMER,24VAC
2	06160198	COVER,ENDPLATE,LWM5,3.00x3.00-TUBE
3	06250040	FRAME,TIMER,50.13,SST
4	06070030	GASKET,HOUSING,ENTRANCE-SIGN,NPRN
5	76140	GROMMET, .62x1.12x.06,BUNA
6	06241022	PANEL,SIGN,18X18,MOLDED,BACK,CDNTMR
7	06240245	PLATE,ADAPTER,COUNTDWTIMER,SIGN
8	06420163	SIGN-FACE,COUNTDOWN-TIMER,BSC,ENG,LW
9	05130025	STAND-OFF,SNAP-IN,PCB-MT,INBAY/CONFIRM
10	36402	STRAIN-RELIEF, .236-.472",POLY,W/LOCKNUT



PICTORIAL PARTS CATALOG
 DESCRIPTION:
BASIC COUNTDOWN TIMER

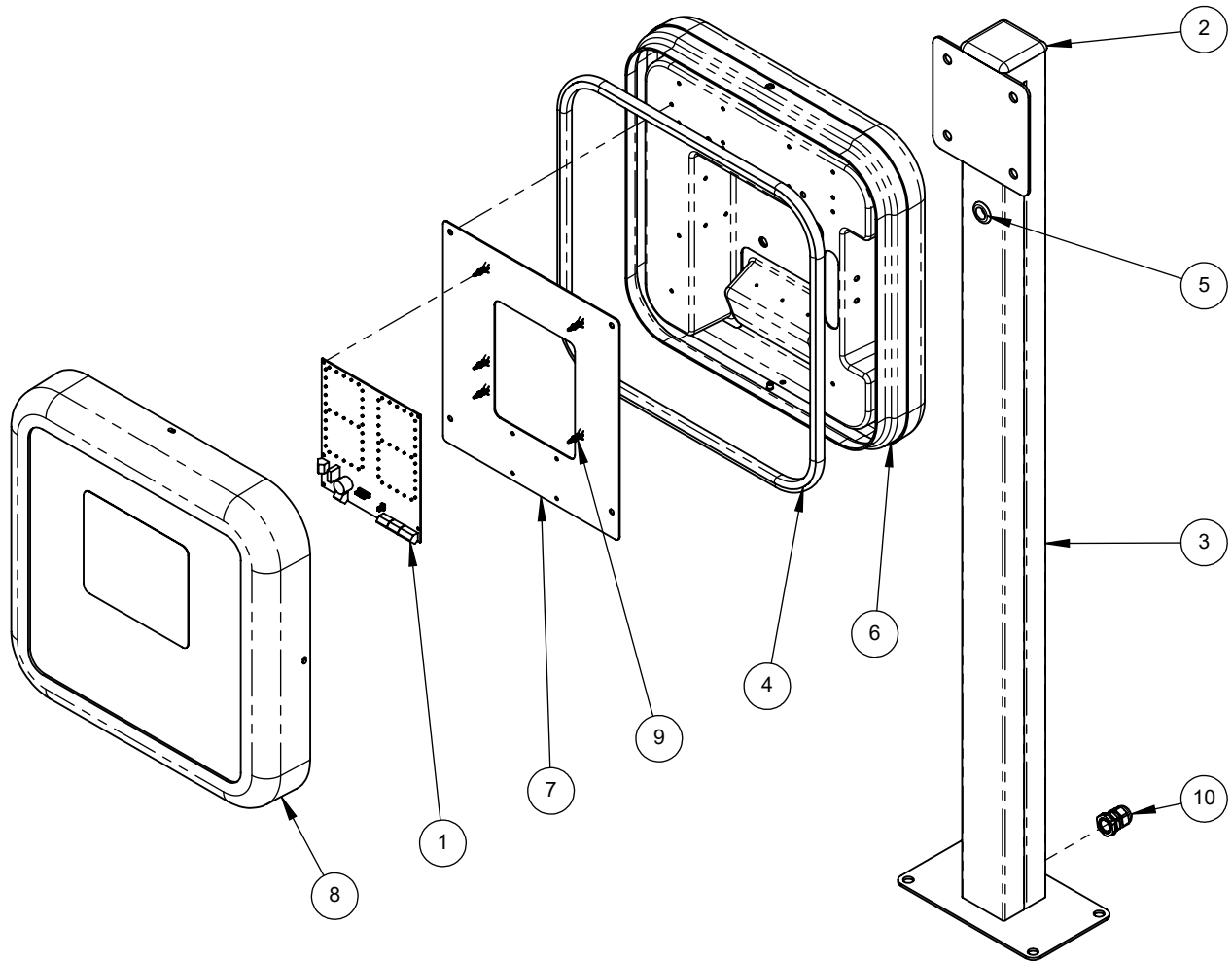
DWG. NO.	REV	SHEET
09020158	00	1 OF 1

PDQ
 VEHICLE WASH SYSTEMS

PART OF OPW **DOVER** COMPANY



ITEM	PART #	DESCRIPTION
1	04580032	CIRCUIT BOARD, PDQ COUNTDOWN TIMER,24VAC
2	06160198	COVER,ENDPLATE,LWM5,3.00x3.00-TUBE
3	06250040	FRAME,TIMER,50.13,SST
4	06070030	GASKET,HOUSING,ENTRANCE-SIGN,NPRN
5	76140	GROMMET, .62x1.12x.06,BUNA
6	06241022	PANEL,SIGN,18X18,MOLDED,BACK,CDNTMR
7	06240245	PLATE,ADAPTER,COUNTDWNTIMER,SIGN
8	06420164	SIGN-FACE,COUNTDOWN-TIMER,BSC,NTXT,LW
9	05130025	STAND-OFF,SNAP-IN,PCB-MT,INBAY/CONFIRM
10	36402	STRAIN-RELIEF, .236-.472",POLY,W/LOCKNUT



PICTORIAL PARTS CATALOG

DESCRIPTION:
**BASIC COUNTDOWN TIMER
 NO TEXT**

DWG. NO.	REV	SHEET
09020159	00	1 OF 1

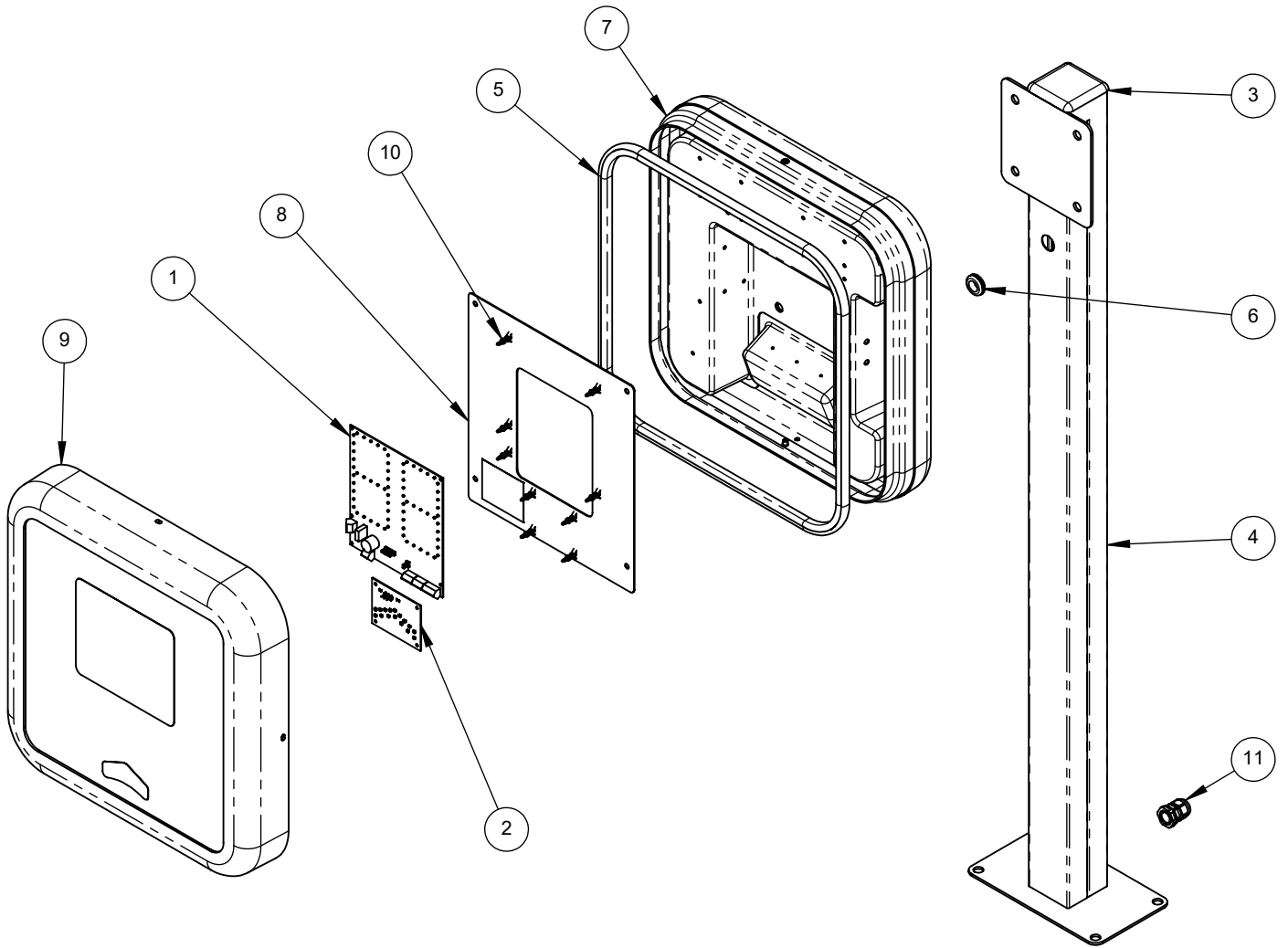
PDQ
 VEHICLE WASH SYSTEMS

PART OF OPW **DOVER** COMPANY



SIGN FACE



ITEM	PART #	DESCRIPTION
1	04580032	CIRCUIT BOARD, PDQ COUNTDOWN TIMER,24VAC
2	04580027	CIRCUIT-BOARD,LED,CHEVRON,GREEN
3	06160198	COVER,ENDPLATE,LWM5,3.00x3.00-TUBE
4	06250040	FRAME,TIMER,50.13,SST
5	06070030	GASKET,HOUSING,ENTRANCE-SIGN,NPRN
6	76140	GROMMET,.62x1.12x.06,BUNA
7	06241022	PANEL,SIGN,18X18,MOLDED,BACK,CDNTMR
8	06240245	PLATE,ADAPTER,COUNTDWTIMER,SIGN
9	06420161	SIGN-FACE,COUNTDOWN-TIMER,DLX,ENG,LW
10	05130025	STAND-OFF,SNAP-IN,PCB-MT,INBAY/CONFIRM
11	36402	STRAIN-RELIEF,.236-.472",POLY,W/LOCKNUT



PICTORIAL PARTS CATALOG

DESCRIPTION:
DELUXE COUNTDOWN TIMER

DWG. NO.	REV	SHEET
09020156	00	1 OF 1

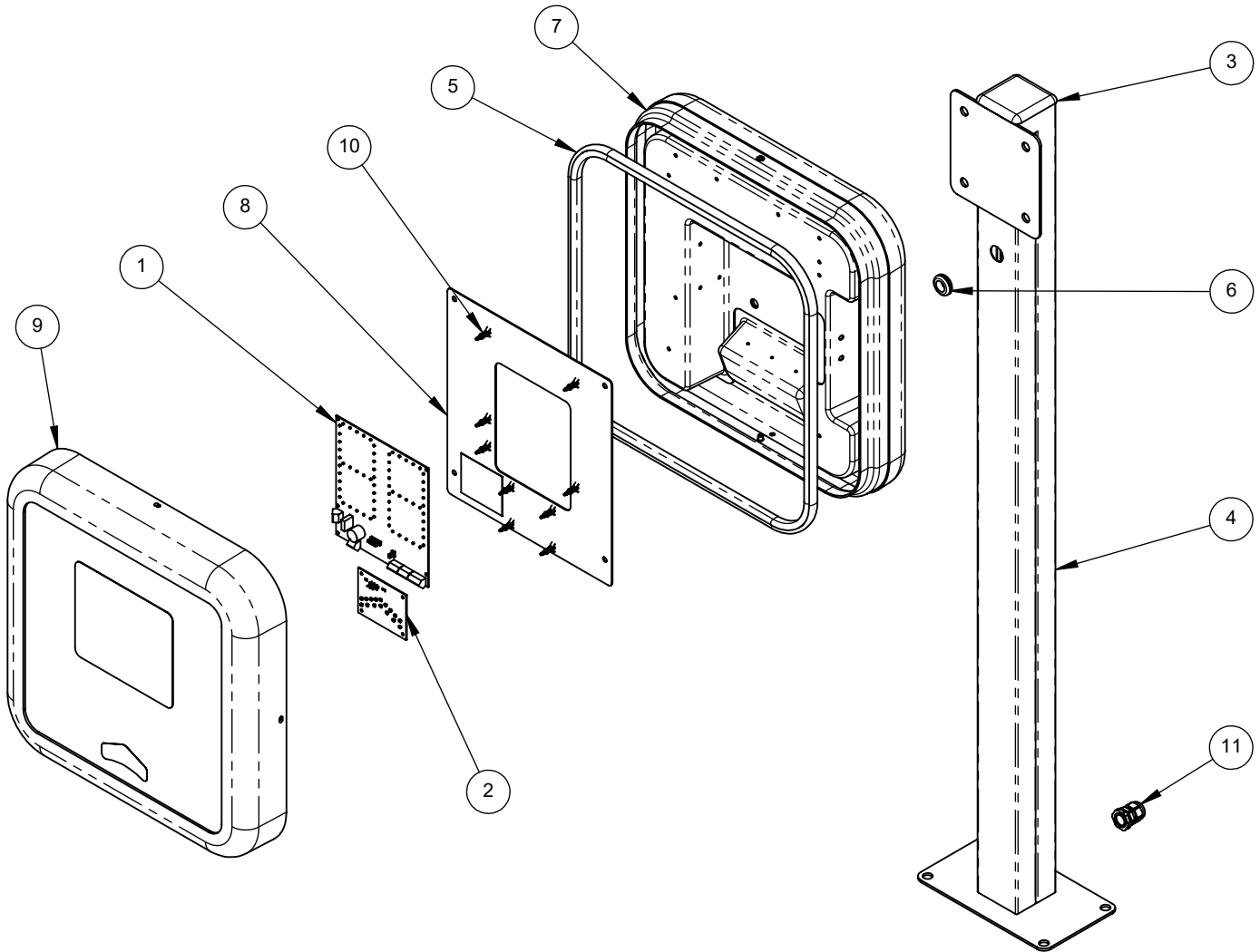



VEHICLE WASH SYSTEMS
PART OF OPW DOVER COMPANY



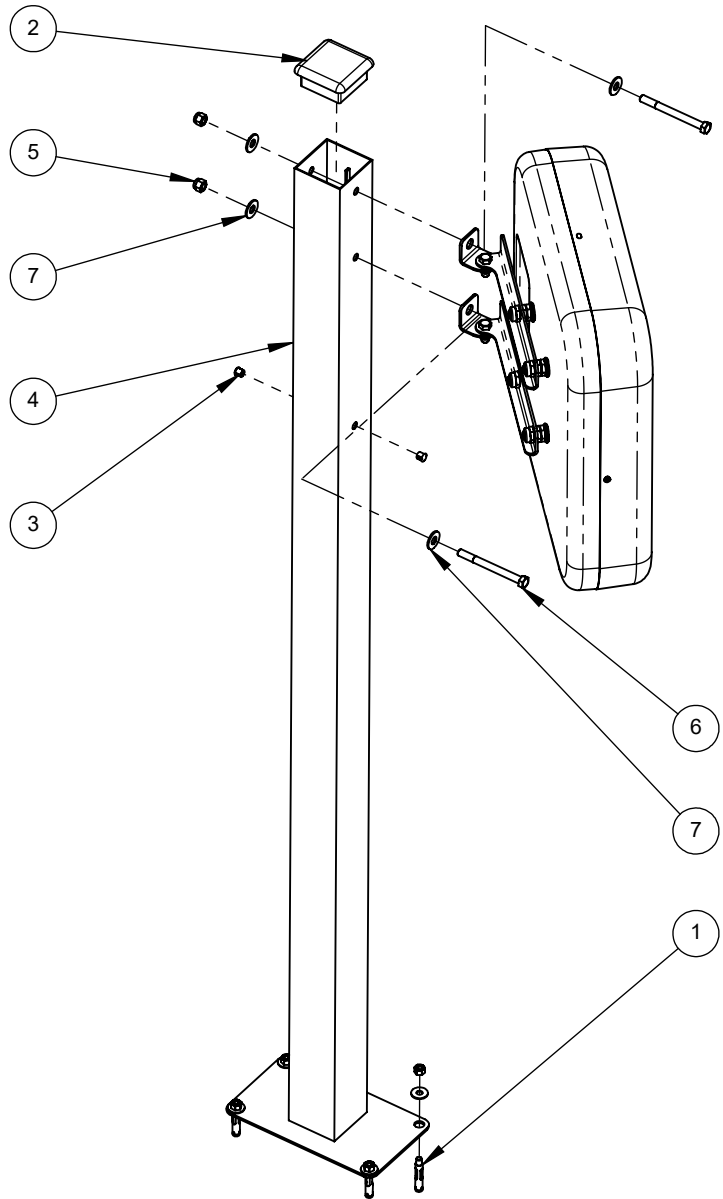

SIGN FACE

ITEM	PART #	DESCRIPTION
1	04580032	CIRCUIT BOARD, PDQ COUNTDOWN TIMER,24VAC
2	04580027	CIRCUIT-BOARD,LED,CHEVRON,GREEN
3	06160198	COVER,ENDPLATE,LWM5,3.00x3.00-TUBE
4	06250040	FRAME,TIMER,50.13,SST
5	06070030	GASKET,HOUSING,ENTRANCE-SIGN,NPRN
6	76140	GROMMET,.62x1.12x.06,BUNA
7	06241022	PANEL,SIGN,18X18,MOLDED,BACK,CDNTMR
8	06240245	PLATE,ADAPTER,COUNTDOWNTIMER,SIGN
9	06420162	SIGN-FACE,COUNTDOWN-TIMER,DLX,NTXT,LW
10	05130025	STAND-OFF,SNAP-IN,PCB-MT,INBAY/CONFIRM
11	36402	STRAIN-RELIEF,.236-.472",POLY,W/LOCKNUT



PICTORIAL PARTS CATALOG		
DESCRIPTION: DELUXE COUNTDOWN TIMER- NO TEXT		
DWG. NO. 09020157	REV 00	SHEET 1 OF 1
VEHICLE WASH SYSTEMS		PART OF OPW

ITEM	PART #	DESCRIPTION
1	05180019	ANCHOR, CONCRETE, SLEEVE, 3/8x1.875", SST
2	06160198	COVER, ENDPLATE, LWM5, 3.00x3.00-TUBE
3	06160210	COVER, HOLE, .375, NY, .12MAX-PANEL, BLACK
4	06250053	FRAME, SIGN, FLOOR-STAND, M5/LW
5	71013-NCS	NUT, 3/8-16, HEX, LOCK, SST
6	70192-HCS	SCREW, 3/8-16x4.00, HHCS, SST
7	71513-FS	WASHER, 3/8, FLAT, 1-OD, .083THK, SST



PICTORIAL PARTS CATALOG

DESCRIPTION:

SIGN STAND KIT

DWG. NO.

09100113

REV

01

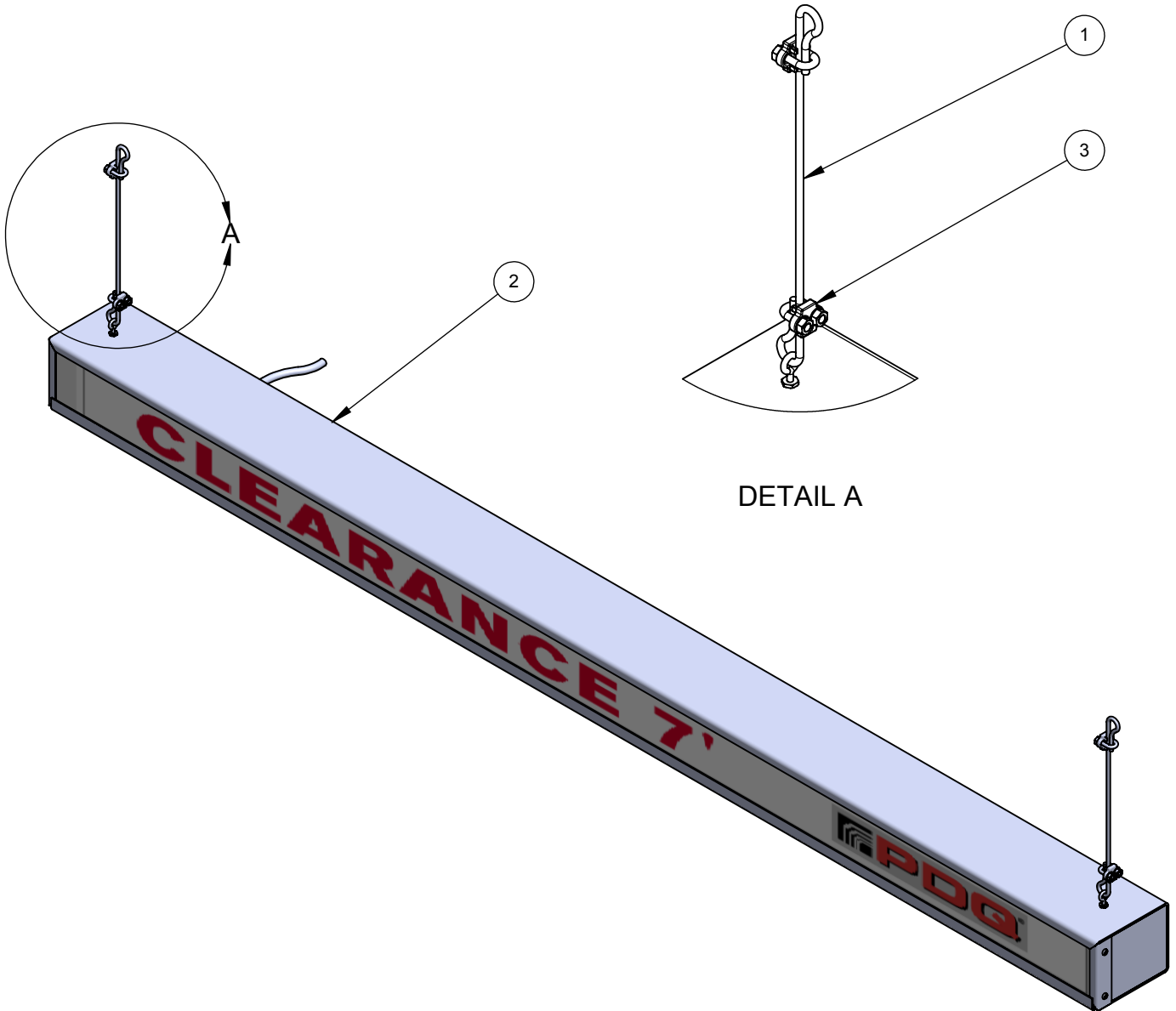
SHEET

1 OF 1



DOVER COMPANY

ITEM	PART #	DESCRIPTION
1	18005-GNY	CABLE 3/16 OD 1/8" 7 X 19 NYLON COATED
2	11310001	SIGN,CLEARANCE,LIGHTED
3	18030	U-BOLT,WIRE-ROPE,CLIP,1/8,FORGED,STEEL



DETAIL A

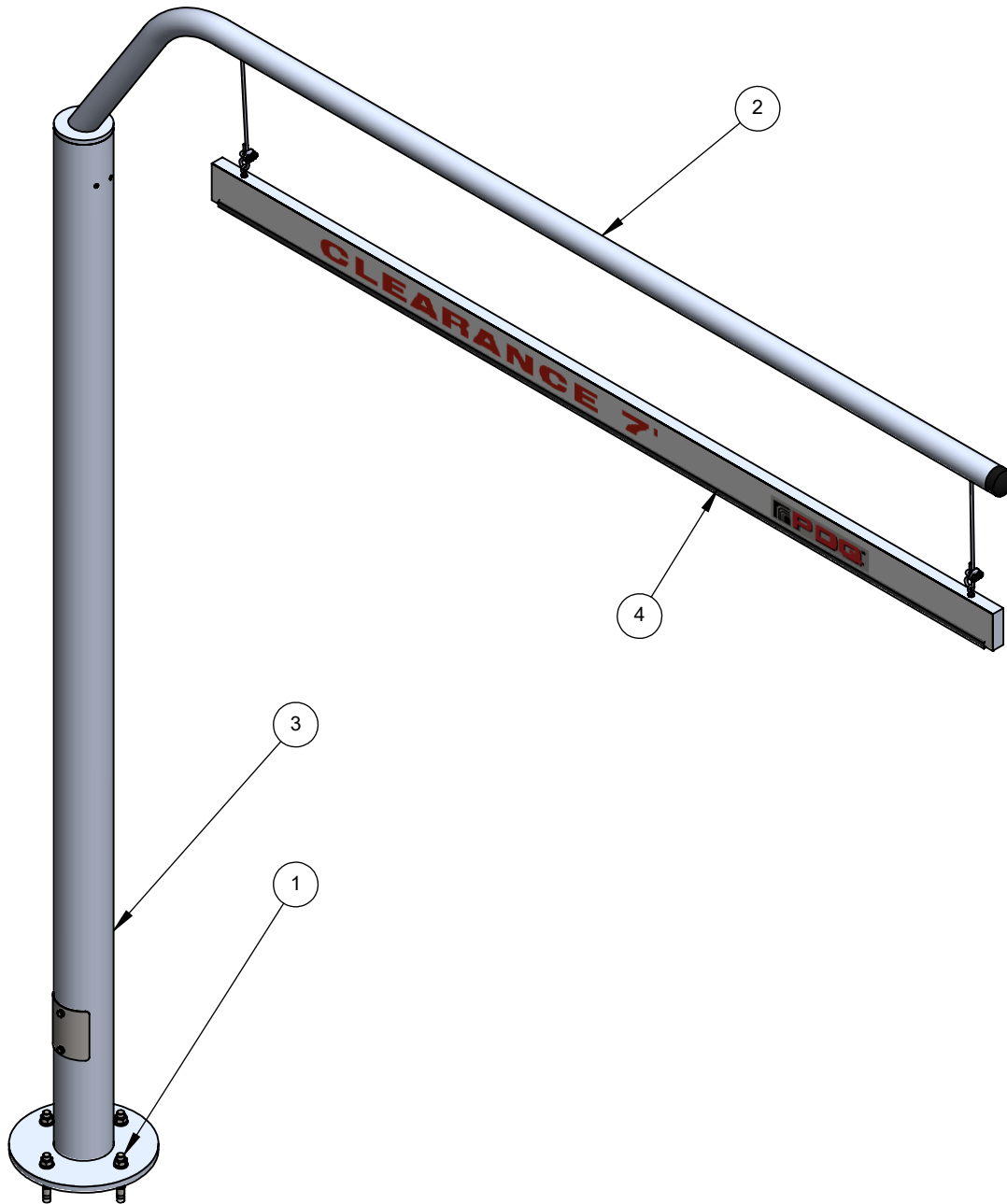
PICTORIAL PARTS CATALOG		
DESCRIPTION: CLEARANCE SIGN, LIGHTED, HANGING		
DWG. NO.	REV	SHEET
09020011	00	1 OF 1




VEHICLE WASH SYSTEMS

PART OF OPW 

ITEM	PART #	DESCRIPTION
1	05090001	ANCHOR,STUD,1/2-13UNCx3-3/4",SST
2	11080018	FRAME,ASSY,CLEARANCE-SIGN-TOP-ARM
3	M300186	LEG,ASSY,83.75,CLEARANCE SIGN ASSY
4	11310002	SIGN,CLEARANCE,NON-LIGHTED



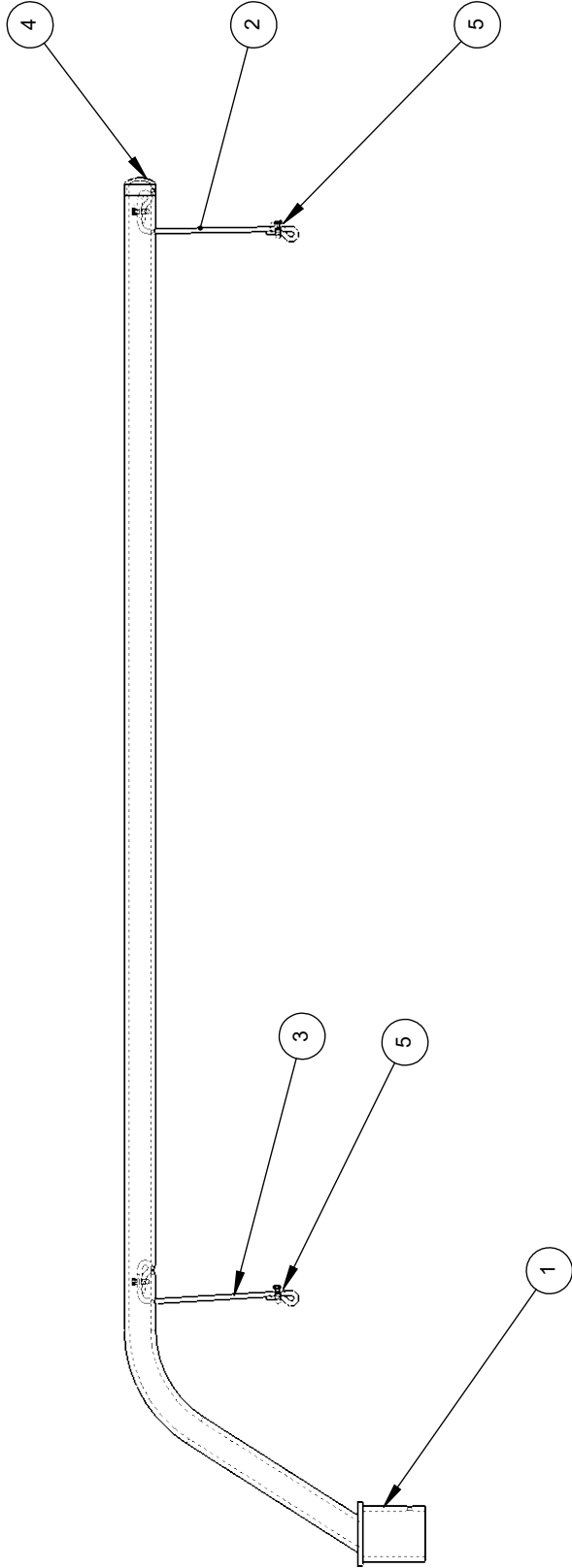
PICTORIAL PARTS CATALOG		
DESCRIPTION: CLEARANCE SIGN, NON-LIGHTED, WITH STAND		
DWG. NO. 09020009	REV 01	SHEET 1 OF 1



PART OF OPW

DOVER COMPANY

ITEM	PART #	DESCRIPTION
1	M3000187	BRACKET, WELDED, 1.50x87.00, ALUMINIUM
2	18005-GNY	CABLE 3/16 OD 1/8" 7 X 19 NYLON COATED
3	18005-GNY	CABLE 3/16 OD 1/8" 7 X 19 NYLON COATED
4	69295-4P	COVER 1-1/2 BLACK VINYL
5	18030	U-BOLT, WIRE-ROPE, CLIP, 1/8, FORGED, STEEL

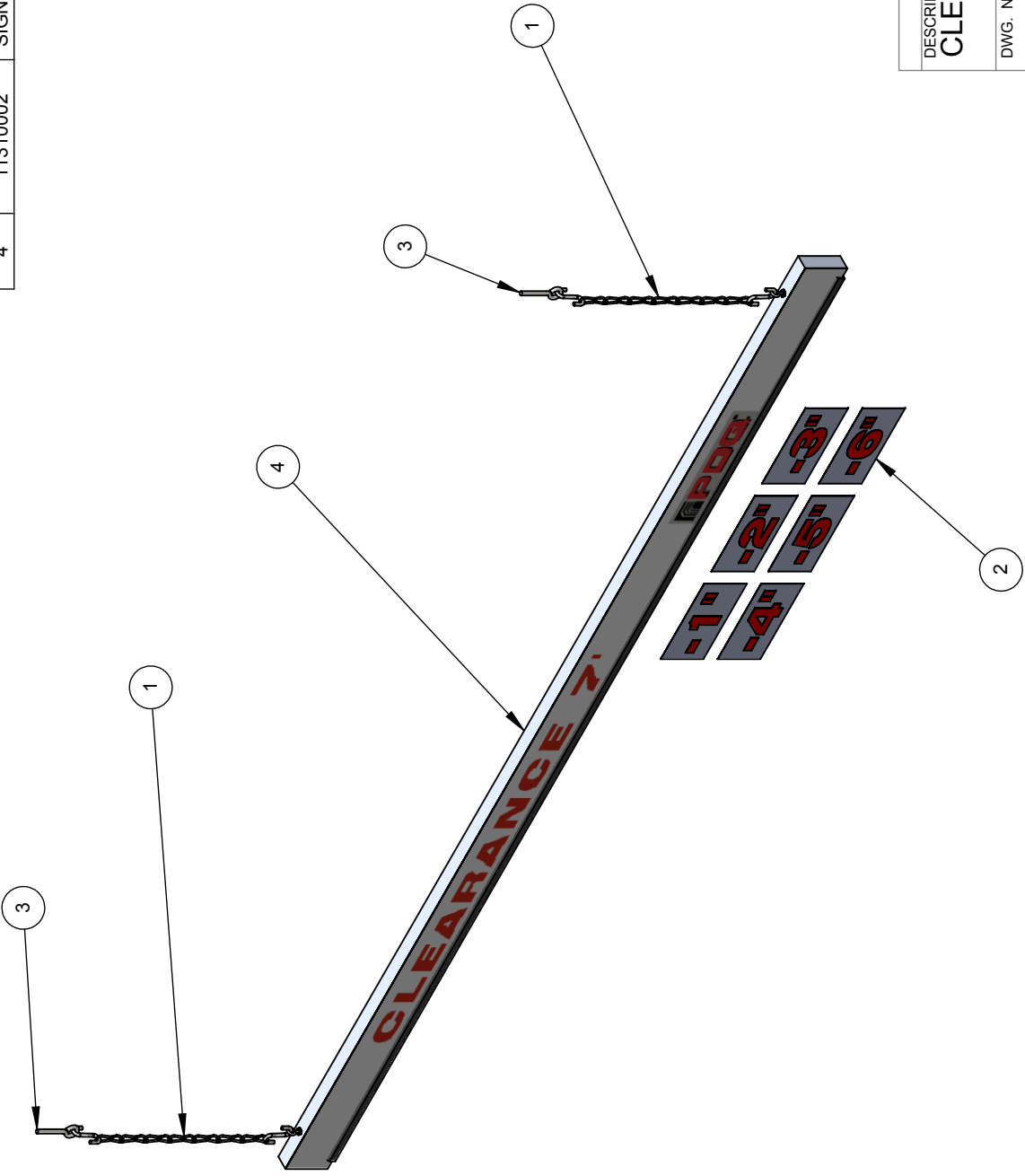


PICTORIAL PARTS CATALOG
 DESCRIPTION:
 CLEARANCE SIGN UPPER ARM

DWG. NO. 11080018 REV 03 SHEET 1 OF 1



ITEM	PART #	DESCRIPTION
1	18220	CHAIN 3/32 DOUBLE LOOP COIL
2	02030022	DECAL,CLEARANCE-SIGN,INCH-OPTION,2.0"
3	78108	EYEBOLT 1/4"-20THR 2" GALV E-3 W/S HOOK
4	11310002	SIGN,CLEARANCE,NON-LIGHTED



PICTORIAL PARTS CATALOG

DESCRIPTION:
**CLEARANCE SIGN, NON-LIGHTED,
 HANGING**

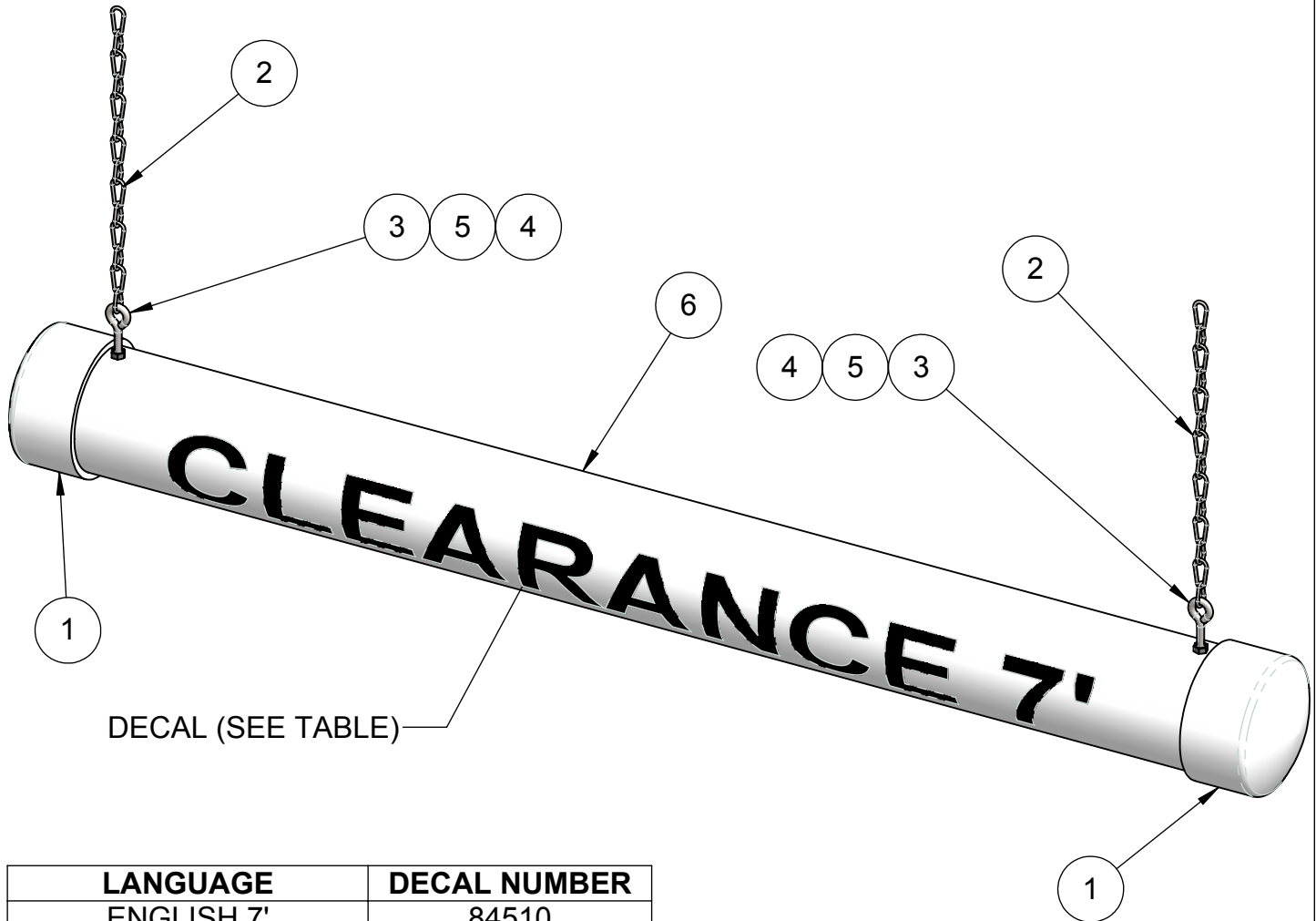
DWG. NO. 09020001 REV 01 SHEET 1 OF 1



PDQ
 VEHICLE WASH SYSTEMS

PART OF OPW
 A DOVER COMPANY

ITEM	PART #	DESCRIPTION
1	69300-4P	CAP,4,SLIP,SCH40,PVC
2	18220	CHAIN 3/32 DOUBLE LOOP COIL
3	78108	EYEBOLT 1/4"-20THR 2"L GALV E-3 W/S HOOK
4	71011-NCS	NUT,1/4-20,HEX,LOCK,SST
5	71011-HCS	NUT,1/4-20,HEX,SST
6	M540085	PIPE,RND,4xSCH40x47.50,PVC,W/HOLES



DECAL (SEE TABLE)

LANGUAGE	DECAL NUMBER
ENGLISH 7'	84510
SPANISH	84511
FRENCH-CANADIAN	84512
KOREAN	84513
ENGLISH 2.1M	84514
NORWAY OR SWEDEN	02030385
SLOVAK	M450024
PORTUGUESE	02030004
GERMAN	02030009
FRENCH	02030010
ICELANDIC	02030156
ITALIAN	02030179
FINNISH	02030026
GREEK	02030198
FRENCH 2.10 M	02030225
MONTENEGRIN 2.10	02030236
ENGLISH, UP TO 7'-6"	84510,02030923

PICTORIAL PARTS CATALOG

DESCRIPTION:
**CLEARANCE SIGN-TUBE STYLE,
NON LIGHTED, HANGING**

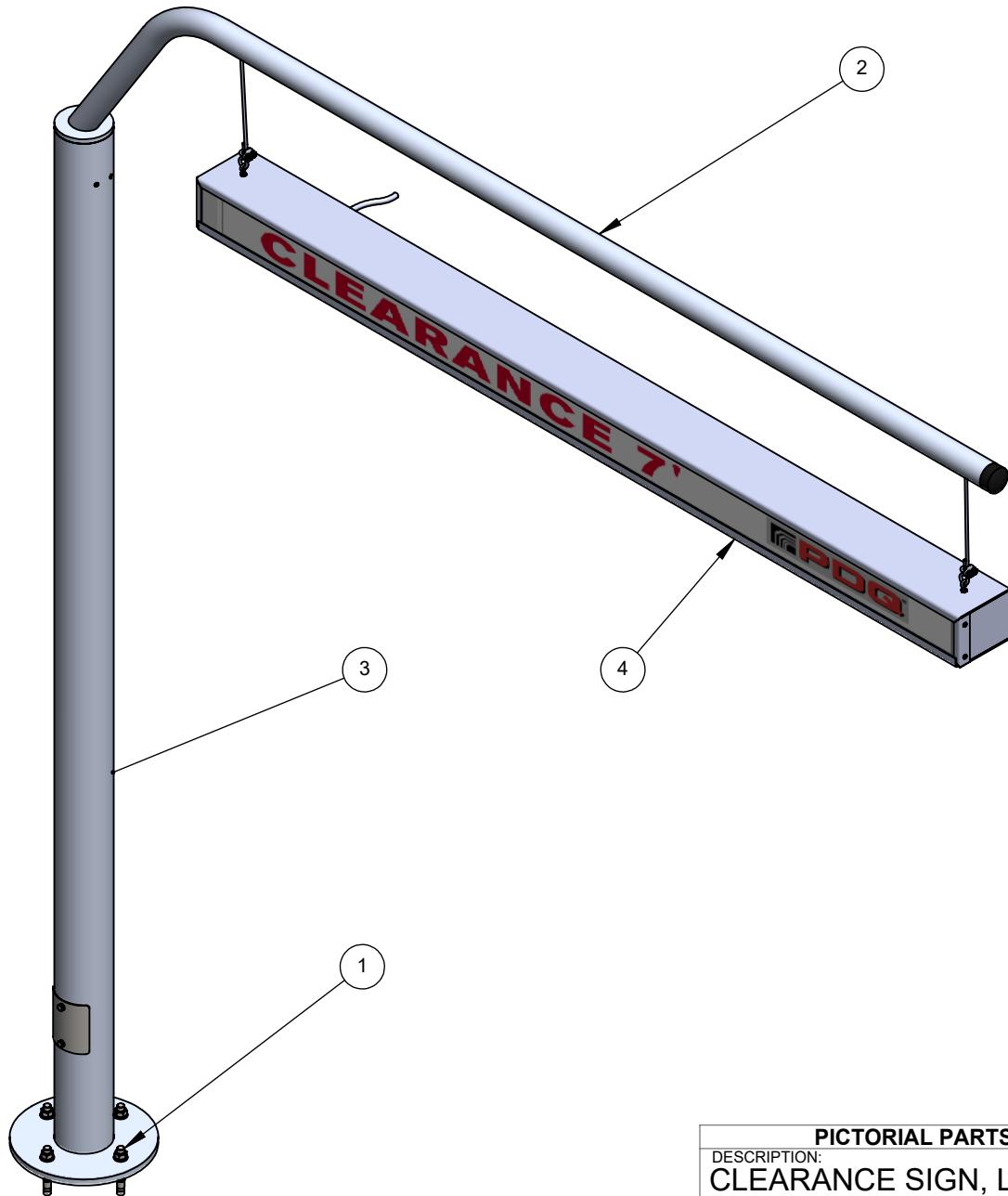
DWG. NO.	REV	SHEET
09020275	00	1 OF 1




VEHICLE WASH SYSTEMS

PART OF OPW 

ITEM	PART #	DESCRIPTION
1	05090001	ANCHOR,STUD,1/2-13UNCx3-3/4",SST
2	11080018	FRAME,ASSY,CLEARANCE-SIGN-TOP-ARM
3	M300186	LEG,ASSY,83.75,CLEARANCE SIGN ASSY
4	11310001	SIGN,CLEARANCE,LIGHTED



PICTORIAL PARTS CATALOG

DESCRIPTION:
CLEARANCE SIGN, LIGHTED, WITH STAND

DWG. NO.	REV	SHEET
09020006	01	1 OF 1



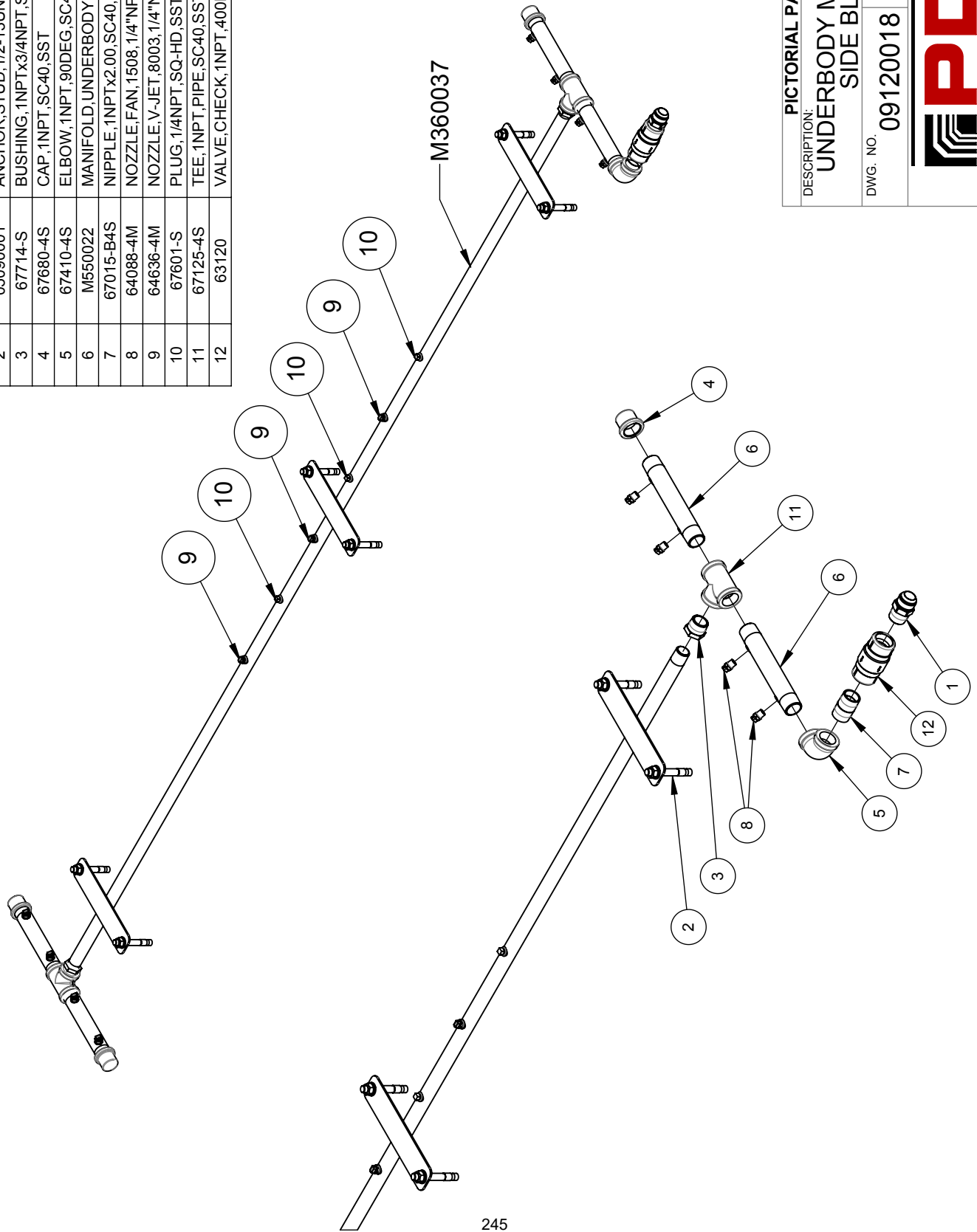
PART OF OPW

DOVER COMPANY



Entrance Services

ITEM	PART #	DESCRIPTION
1	03140044	ADAPTER,#16-MJICx1MPT,Z-PLT
2	05090001	ANCHOR,STUD,1/2-13UNCx3-3/4",SST
3	67714-S	BUSHING,1NPTx3/4NPT,SST
4	67680-4S	CAP,1NPT,SC40,SST
5	67410-4S	ELBOW,1NPT,90DEG,SC40,SST,SP114
6	M550022	MANIFOLD,UNDERBODY,SIDE-BLASTER,SST
7	67015-B4S	NIPPLE,1NPTx2.00,SC40,SST
8	64088-4M	NOZZLE,FAN,1508,1/4"NPT,SST
9	64636-4M	NOZZLE,V-JET,8003,1/4"NPT,SST
10	67601-S	PLUG,1/4NPT,SQ-HD,SST
11	67125-4S	TEE,1NPT,PIPE,SC40,SST,SP114
12	63120	VALVE,CHECK,1NPT,400PSI,0.5#,BRONZE



PICTORIAL PARTS CATALOG

DESCRIPTION:
**UNDERBODY MANIFOLD WITH
 SIDE BLASTERS**

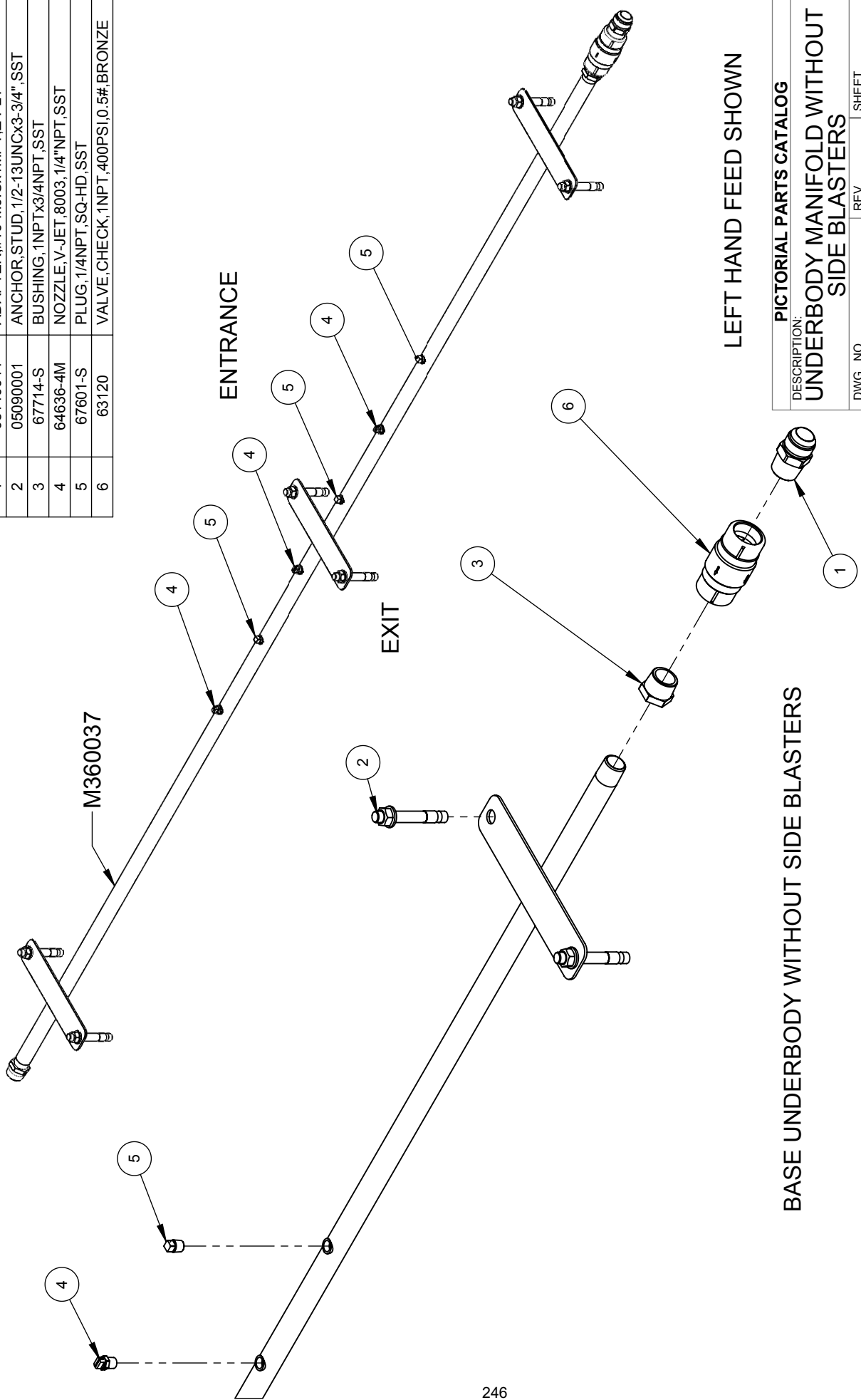
DWG. NO. 09120018 REV 01 SHEET 1 OF 1



PDQ
 VEHICLE WASH SYSTEMS

PART OF OPW
 A DOWNEY COMPANY

ITEM	PART #	DESCRIPTION
1	03140044	ADAPTER,#16-MJICx1MPT,Z-PLT
2	05090001	ANCHOR,STUD,1/2-13UNCx3-3/4",SST
3	67714-S	BUSHING,1NPTx3/4NPT,SST
4	64636-4M	NOZZLE,V-JET,8003,1/4"NPT,SST
5	67601-S	PLUG,1/4NPT,SQ-HD,SST
6	63120	VALVE,CHECK,1NPT,400PSI,0.5#,BRONZE



PICTORIAL PARTS CATALOG
 DESCRIPTION:
UNDERBODY MANIFOLD WITHOUT SIDE BLASTERS
 DWG. NO. 09120019 REV 01 SHEET 1 OF 2

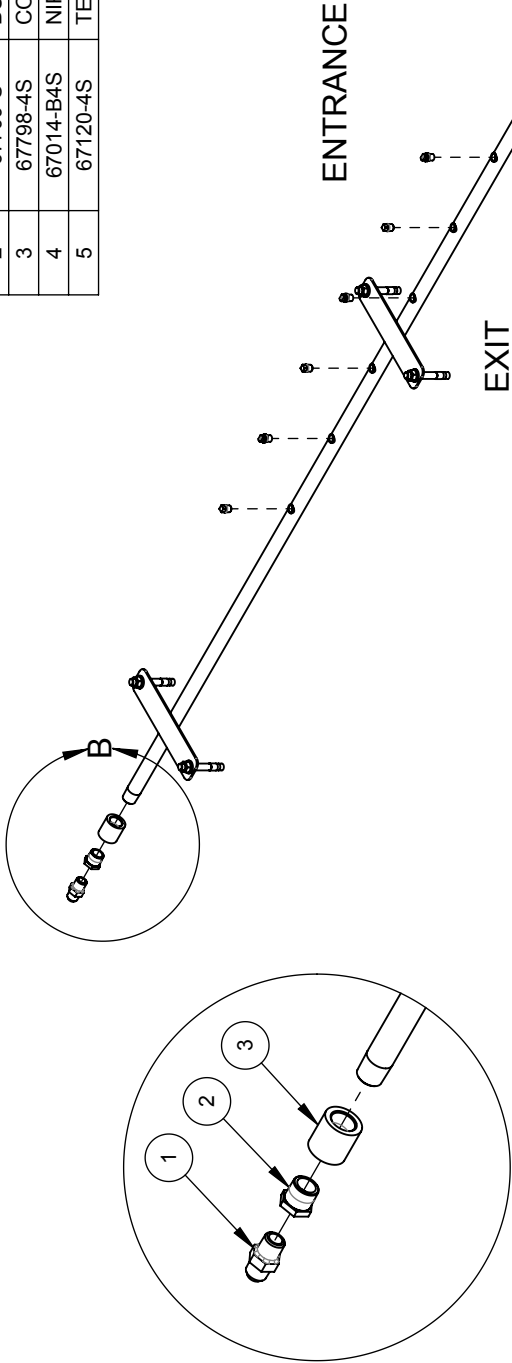


PDQ
 VEHICLE WASH SYSTEMS
 PART OF OPW
 A DOWNEY COMPANY

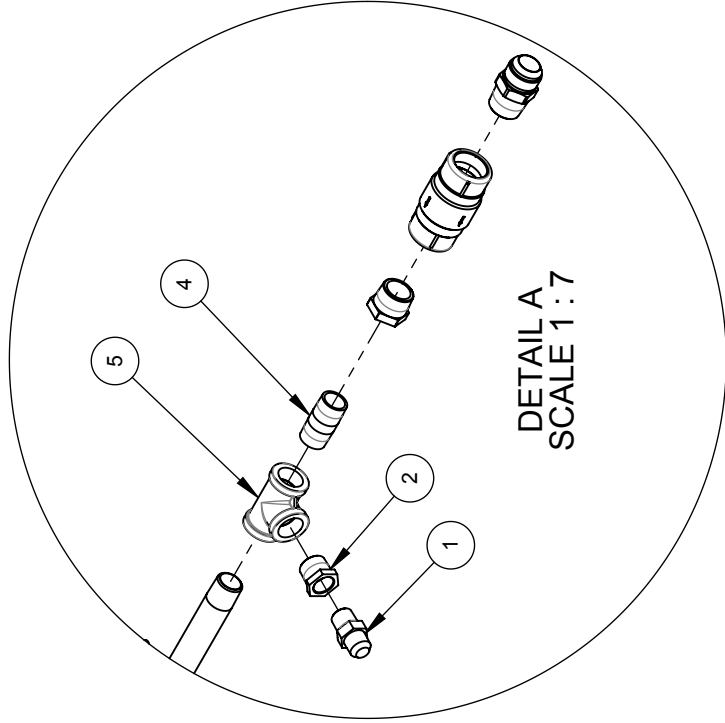
BASE UNDERBODY WITHOUT SIDE BLASTERS

LEFT HAND FEED SHOWN

ITEM	PART #	DESCRIPTION
1	03140038	ADAPTER, 1/2NPTx37° JIC, SST
2	67709-S	BUSHING, 3/4NPTx1/2NPT, SST
3	67798-4S	COUPLING, 3/4NPT, SST
4	67014-B4S	NIPPLE, 3/4NPTx2.00, SC40, SST
5	67120-4S	TEE, 3/4NPT, PIPE, SC40, SST, SP114



DETAIL B
SCALE 1 : 7



DETAIL A
SCALE 1 : 7

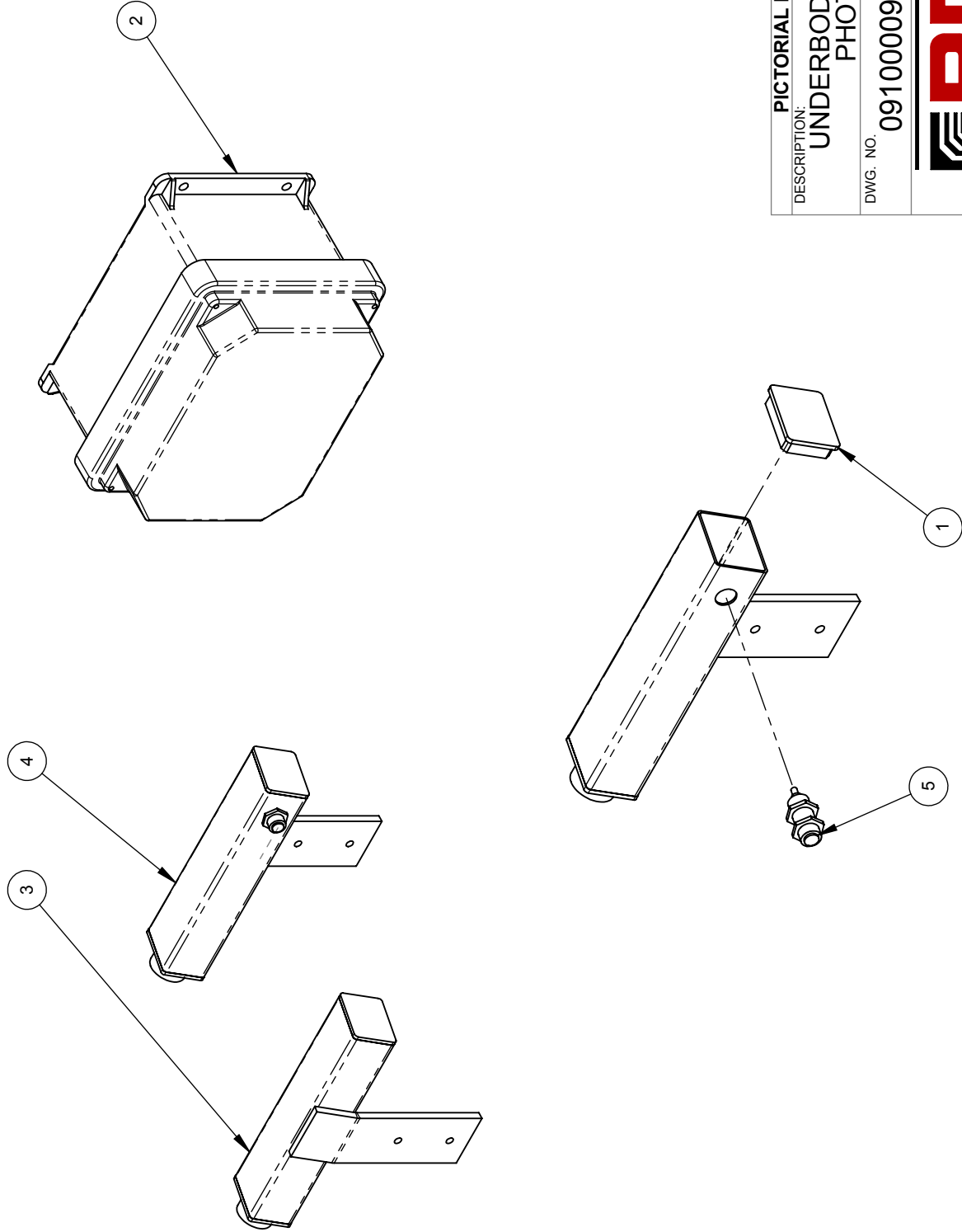
LEFT HAND FEED SHOWN

PICTORIAL PARTS CATALOG	
DESCRIPTION: UNDERBODY MANIFOLD WITHOUT SIDE BLASTERS	
DWG. NO.	REV
09120019	01
SHEET	1 OF 2

PDQ
VEHICLE WASH SYSTEMS
PART OF OPW
ADDOVER COMPANY

ADDITIONAL PARTS USED WHEN UNDERBODY IS CONNECTED TO THE GATLING GUN OR COMBO CLEANER TOWER OPTIONS
NOTE: THESE PARTS ARE INCLUDED IN THE KITS FOR THESE OPTIONS WHEN THEY ARE ORDERED

ITEM	PART #	DESCRIPTION
1	M690000	CAP, 1-1/2X2, TUBE, UHMW
2	11010275	CONTROL-BOX, DOOR-PACKAGE, BASIC
3	M3900004	HOUSING, SENSOR, D/S, UNDERCARRIAGE
4	M3900005	HOUSING, SENSOR, P/S, UNDERCARRIAGE
5	93176	PHOTO-EYE, THRU-BEAM, SET, 14MM, CARLO



PICTORIAL PARTS CATALOG

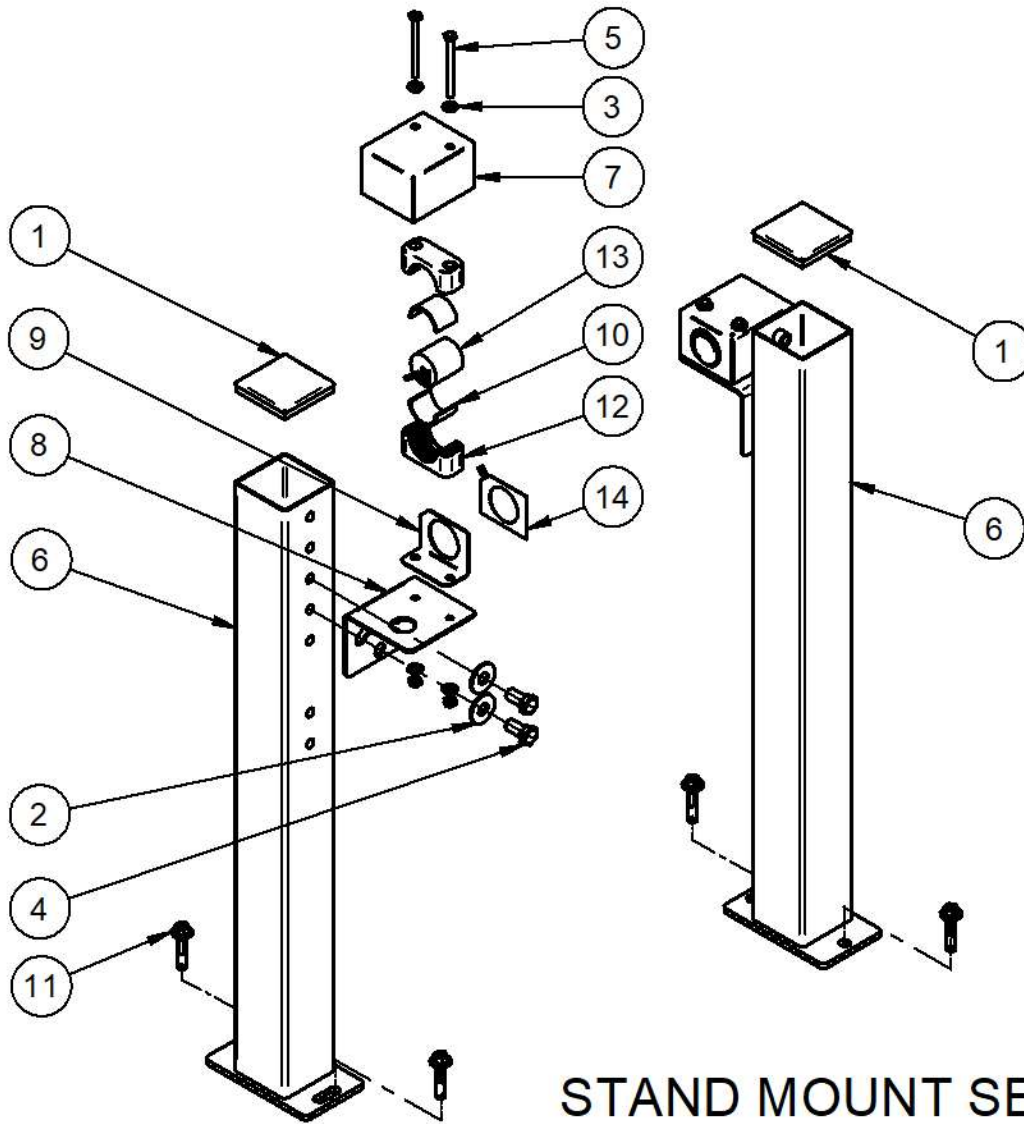
DESCRIPTION:
**UNDERBODY ACTIVATION
 PHOTOEYES**

DWG. NO. **09100009** REV **01** SHEET **1 OF 1**



PDQ
 VEHICLE WASH SYSTEMS

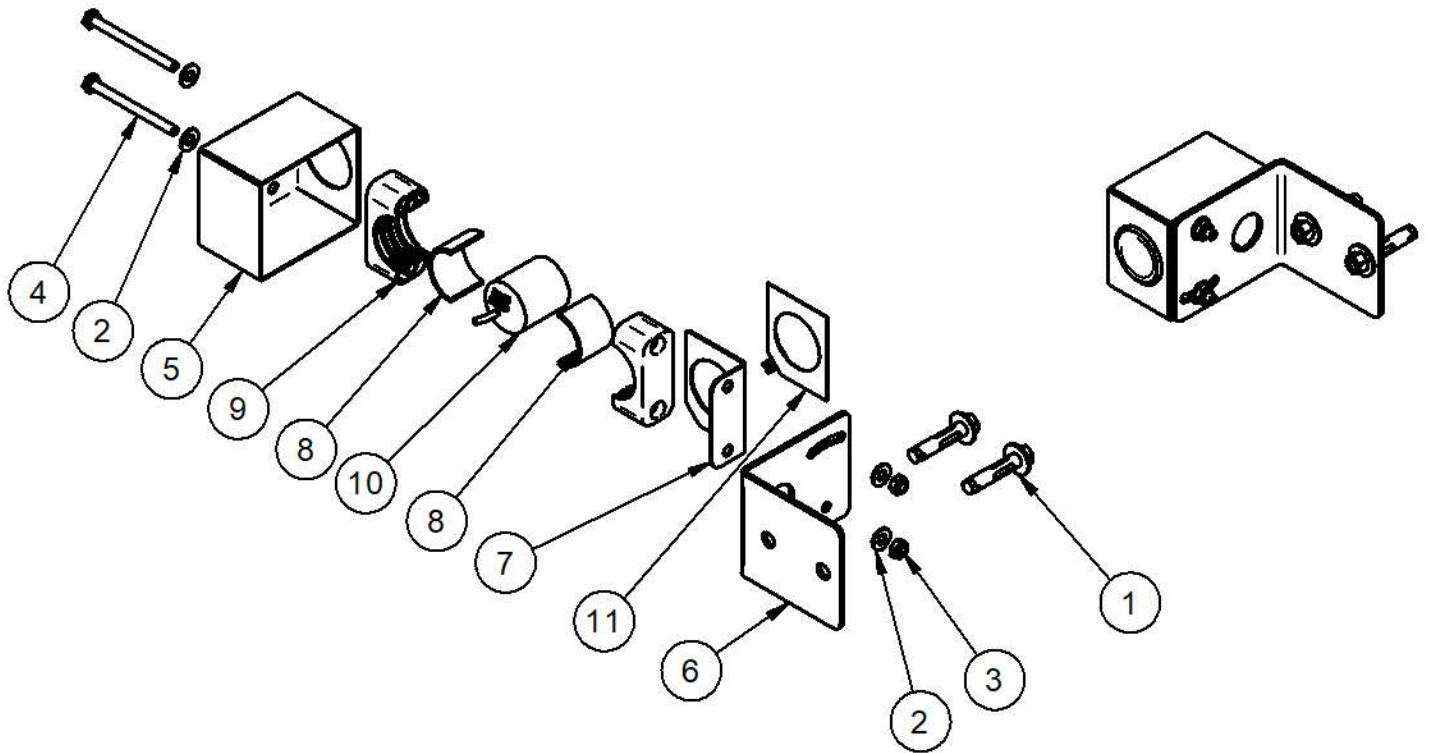
PART OF OPW
 A DOVER COMPANY



STAND MOUNT SENSOR

ITEM	PART #	DESCRIPTION
1	M690049	CAP,ABS,BLACK,3x3x.083-TUBE
2	71515-FSS	WASHER,1/2,FLAT,SST
3	71511-FS	WASHER,1/4,FLAT,SST
4	70255-HCS	SCREW,1/2-13x1.00,HHCS,SST
5	70118-HCS	SCREW,1/4-20x3.00,HHCS,SST
6	06250008	FRAME,VIRTUAL-TREADLE,LW4K,ULTRASONIC
7	06160254	COVER,ULTRASONIC,SST,LWM5
8	06140674	BRACKET,FLOOR-STAND,LW4K/M5,ULTRASONIC
9	06140479	BRACKET,MOUNT,ULTRASONIC,HEAT,G5-S
10	06060015	CUSHION,ULTRASONIC-MOUNT,SILICONE
11	05180019	ANCHOR,CONCRETE,SLEEVE,3/8x1.875",SST
12	05050064	CLAMP,PIPE,1-1/4NPTx2.75x1.125,PA
13	04420036	SENSOR,ULTRASONIC,75kHz,60'CBL,1.5"DIA
14	04190024	HEATER,STRIP,20W,24VAC,42mm HOLE

		PDQ MANUFACTURING, INC. De Pere, WI A TROVATRON COMPANY
TITLE: ULTRASONIC STAND OPTION LWM5		
DRAWING: 09100100	REV: 00	SHEET: 1 OF 2

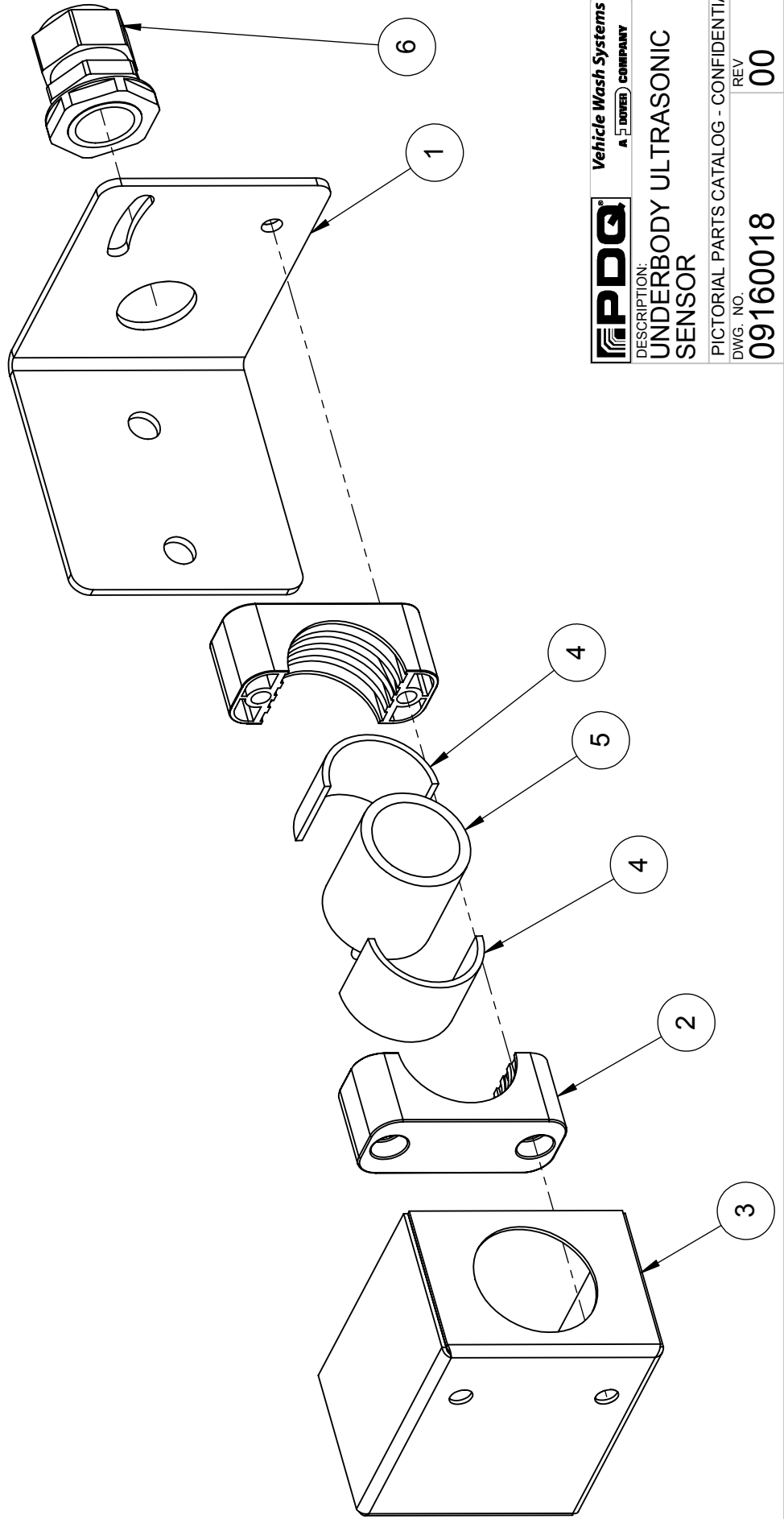


WALL MOUNT SENSOR

ITEM	PART #	DESCRIPTION
1	78015	ANCHOR,SLEEVE,3/8x1-7/8",ZNC-PLD
2	71511-FS	WASHER,1/4,FLAT,SST
3	71011-NCS	NUT,1/4-20,HEX,LOCK,SST
4	70118-HCS	SCREW,1/4-20x3.00,HHCS,SST
5	06160254	COVER,ULTRASONIC,SST,LWM5
6	06140572	BRACKET,ULTRASONIC-MOUNT,WALL
7	06140479	BRACKET,MOUNT,ULTRASONIC,HEAT,G5-S
8	06060015	CUSHION,ULTRASONIC-MOUNT,SILICONE
9	05050064	CLAMP,PIPE,1-1/4NPTx2.75x1.125,PA
10	04420036	SENSOR,ULTRASONIC,75kHz,60'CBL,1.5"DIA
11	04190024	HEATER,STRIP,20W,24VAC,42mm HOLE

		PDQ MANUFACTURING, INC. De Pere, WI A TEPPER COMPANY
TITLE: ULTRASONIC STAND OPTION LWM5		
DRAWING: 09100100	REV: 00	SHEET: 2 OF 2

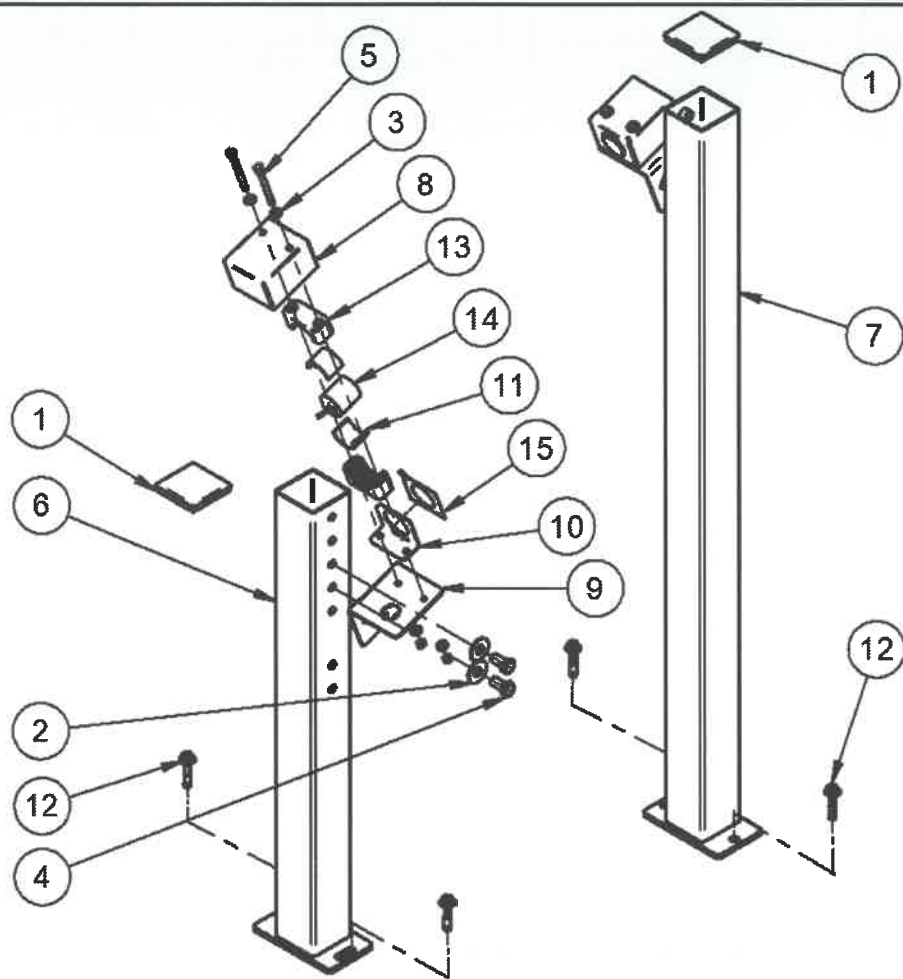
ITEM	PART #	DESCRIPTION
1	06140572	BRACKET, ULTRASONIC-MOUNT, WALL
2	05050064	CLAMP, PIPE, 1-1/4x2.75x1.125, PA
3	06160254	COVER, ULTRASONIC, SST, LWM5
4	06060015	CUSHION, ULTRASONIC-MOUNT, SILICONE
5	04420036	SENSOR, ULTRASONIC, 75KHZ, 60'CBL, 1.5"DIA
6	04450018	STRAIN-RELIEF, M25, .354-.669", PLSTC



PDQ
Vehicle Wash Systems
 A DOWER COMPANY

DESCRIPTION:
**UNDERBODY ULTRASONIC
 SENSOR**

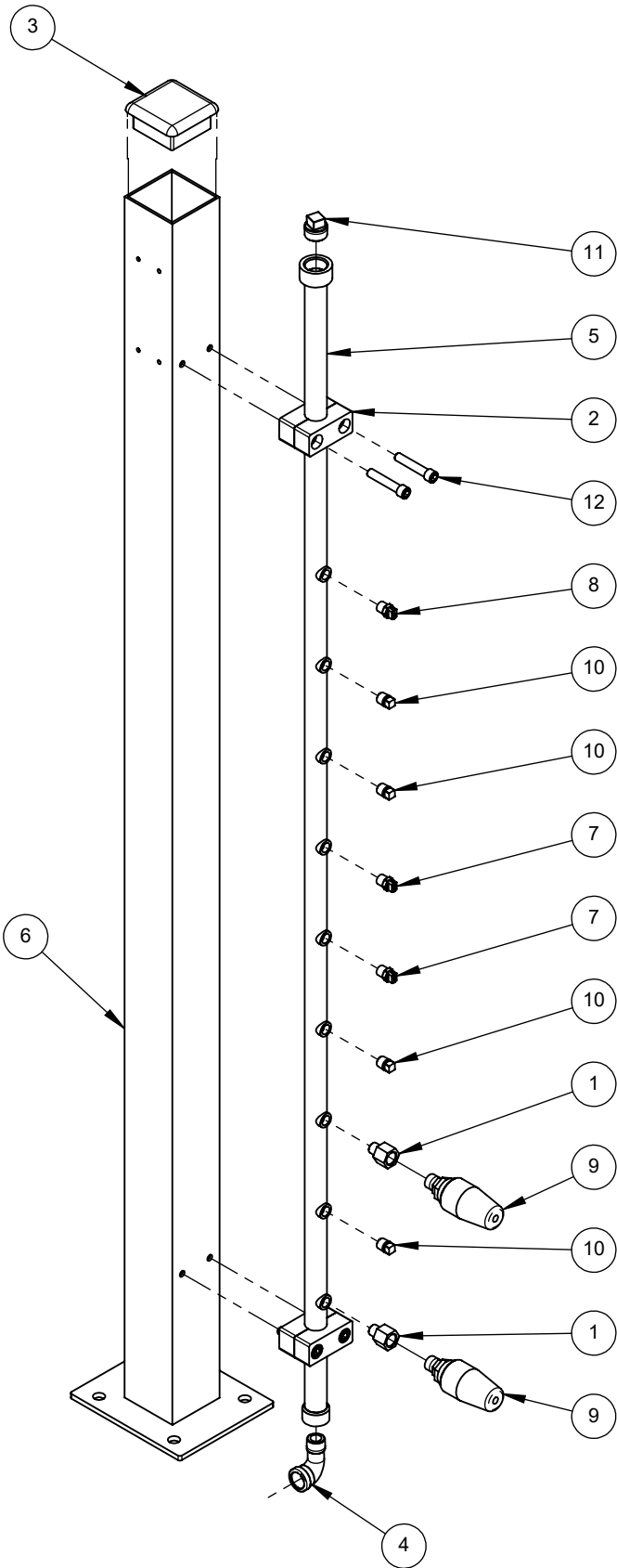
PICTORIAL PARTS CATALOG - CONFIDENTIAL
 DWG. NO. **09160018** REV **00**



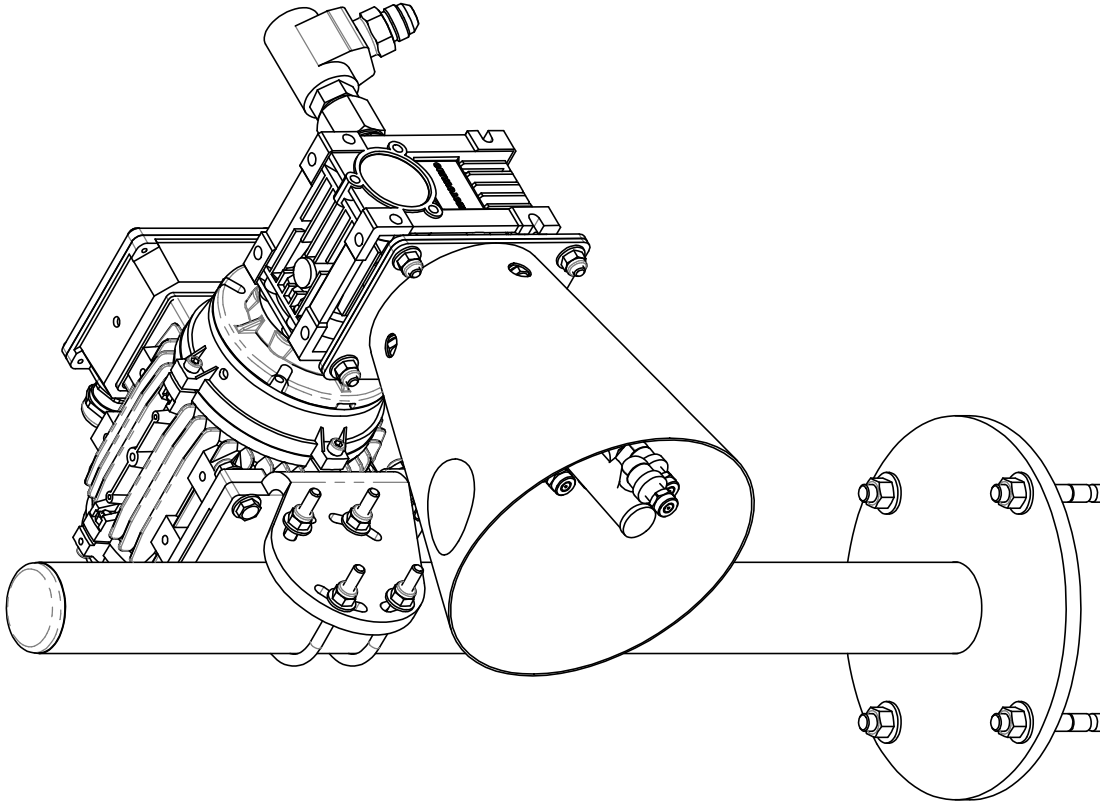
ITEM	PART #	DESCRIPTION
1	M690049	CAP,ABS,BLACK,3x3x.083-TUBE
2	71515-FSS	WASHER,1/2,FLAT,SST
3	71511-FS	WASHER,1/4,FLAT,SST
4	70255-HCS	SCREW,1/2-13x1.00,HHCS,SST
5	70118-HCS	SCREW,1/4-20x3.00,HHCS,SST
6	06250008	FRAME,VIRTUAL-TREADLE,LW4K,ULTRASONIC
7	06250006	FRAME,VIRTUAL-TREADLE,LW4K,DRIVER
8	06160254	COVER,ULTRASONIC,SST,LWM5
9	06140674	BRACKET,FLOOR-STAND,LW4K/M5,ULTRASONIC
10	06140479	BRACKET,MOUNT,ULTRASONIC,HEAT,G5-S
11	06060015	CUSHION,ULTRASONIC-MOUNT,SILICONE
12	05180019	ANCHOR,CONCRETE,SLEEVE,3/8x1.875",SST
13	05050064	CLAMP,PIPE,1-1/4NPTx2.75x1.125,PA
14	04420036	SENSOR,ULTRASONIC,75kHz,60°CBL,1.5"DIA
15	04190024	HEATER,STRIP,20W,24VAC,42mmHOLE

		PDQ MANUFACTURING, INC. De Pere, WI A TROBROOK COMPANY
TITLE: ULTRASONIC STAND, LWM5 UNDER-CARRIAGE		
DRAWING: 09100112	REV: 00	SHEET: 1 OF 1

ITEM	PART #	DESCRIPTION
1	67914-B	ADAPTER,3/8NPTx1/4NPT,BRS
2	75024	CLAMP,TUBE,1",PP,HEAVY
3	06160198	COVER,ENDPLATE,LWM5,3.00x3.00-TUBE
4	67491-4S	ELBOW,STREET,1/2NPT,90DEG,SST
5	M360522	MANIFOLD 1X.120X63.50 OAL (13) 1/4 PORTS
6	M360507	MOUNT 3"X66.25X.120 SS 6.0X7.0 MNT PLATE
7	64126-4M	NOZZLE,FAN,2510,1/4"NPT,SST
8	64226-4M	NOZZLE,FAN,6504,1/4"NPT,SST
9	03230077	NOZZLE,ROTATING,20DEG-6.5,BRASS
10	67601-S	PLUG,1/4NPT,SQ-HD,SST
11	67604-S	PLUG,3/4NPT,SQ-HD,SST
12	70184-CCS	SCREW,3/8-16X2.00,HSHCS,SST



PICTORIAL PARTS CATALOG		
DESCRIPTION: SIDE COMBO CLEANER TOWER		
DWG. NO.	REV	SHEET
09170039	01	1 OF 1
		
VEHICLE WASH SYSTEMS		
<small>PART OF OPW</small>		<small>DOVER COMPANY</small>



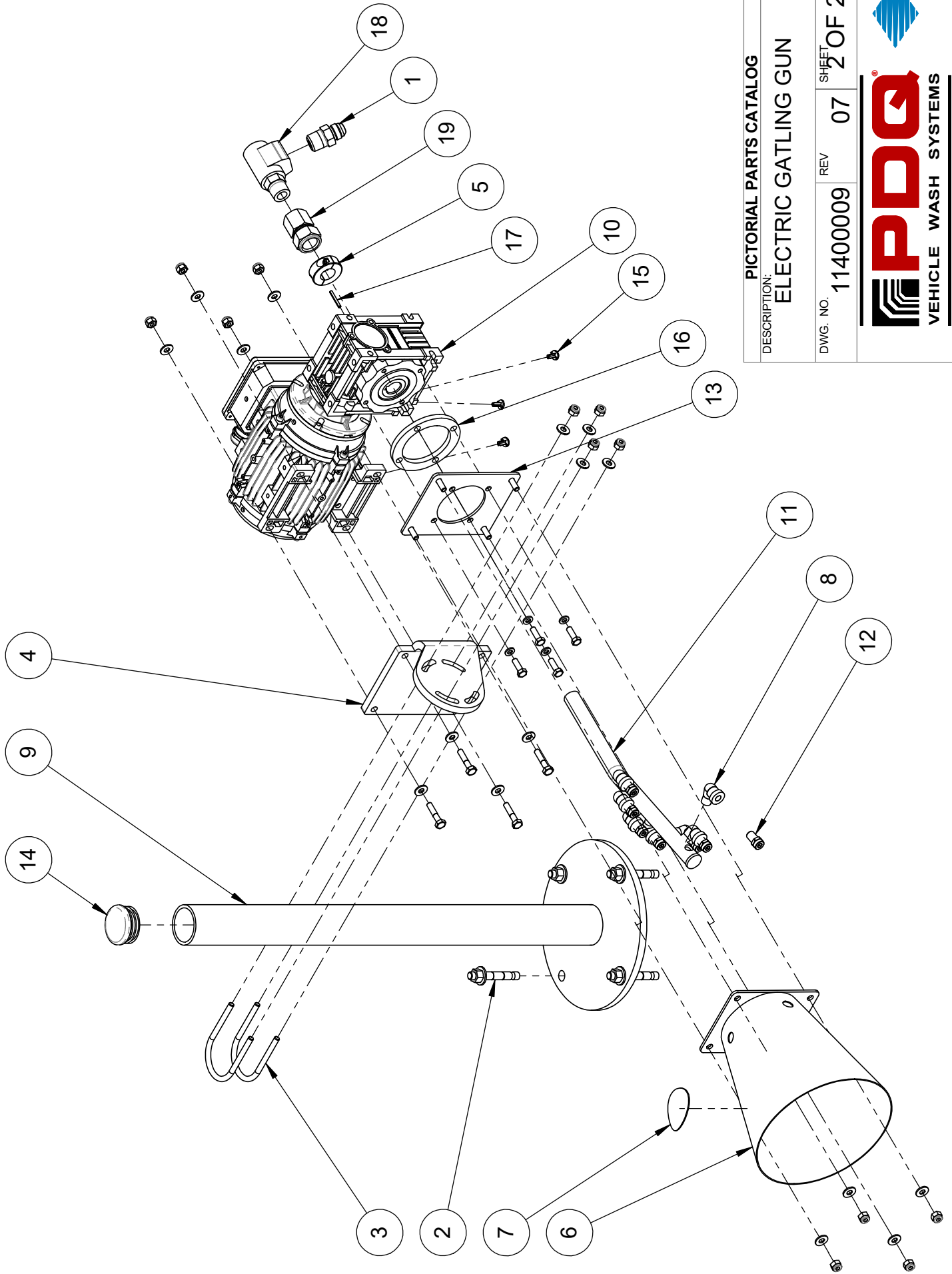
ITEM	PART #	DESCRIPTION
1	03140038	ADAPTER, 1/2NPTx37° JIC, SST
2	05090004	ANCHOR, STUD, 3/8-16x2-3/4", SST
3	05040238	BOLT, 1/4-20x2.00x3.25, U-BOLT, SST
4	06140903	BRACKET, MTR-MNT, 1650RPM, 1/2HP, ROTARY-GUN
5	05120023	COLLAR, .75", DOUBLE-SPLIT, SST
6	06160338	COVER, MANIFOLD, GATLING GUN, CONE
7	02030342	DECAL, WARNING, HAZARDOUS-MOVING-PARTS
8	67485-4S	ELBOW STREET 90 DE 1/8 304 SS
9	06250078	FRAME, LEG, ROTARY-GUN, ALUMINUM
10	06280041	GEARBOX-MOTOR, 1650RPM, 1/2HP, GUNS, 50/60HZ
11	03220222	MANIFOLD, ROTARY-GUN, SST
12	64011-8M	NOZZLE, FAN, 0004, 1/8"NPT, SST
13	06240584	PLATE, MOUNT, CONE, GAT-GUN, MRV
14	03080033	PLUG, 1.875" TUBE, PUSH-IN, BLK PLSTC
15	03080035	PLUG, DRAIN, MOTOR, PP-PLASTIC
16	06180074	SPACER, CONE-MOUNT, GATLING-GUN
17	05120040	SPRING-PIN, .125"x1.00, SST
18	03240012	SWIVEL, 90°, 1/2FNPT, GATLING, INBAY
19	03320046	TUBE-FTG, CONN, 3/4TX1/2FNPT, COMP, SST

PICTORIAL PARTS CATALOG
 DESCRIPTION:
 ELECTRIC GATLING GUN

DWG. NO. 11400009 REV 07 SHEET 1 OF 2



CONFIDENTIAL



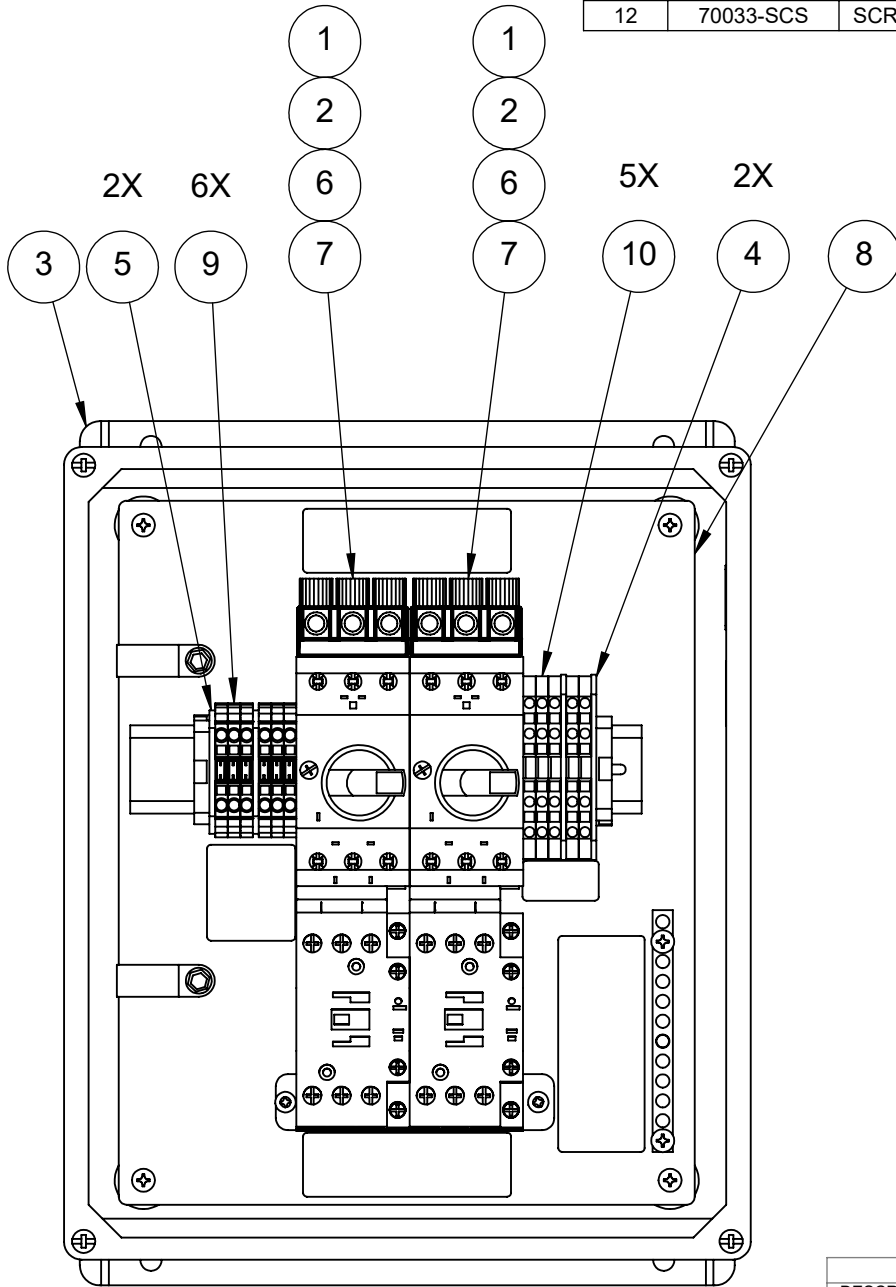
PICTORIAL PARTS CATALOG
DESCRIPTION:
ELECTRIC GATLING GUN

DWG. NO. 11400009 REV 07 SHEET 2 OF 2



THIS DRAWING AND THE INFORMATION THEREIN IS THE SOLE PROPERTY OF PDQ MANUFACTURING, INC. AND CANNOT BE COPIED OR DISCLOSED WITHOUT THE WRITTEN CONSENT OF PDQ MANUFACTURING, INC.

ITEM	PART #	DESCRIPTION
1	04110116	CIRCUIT-BREAKER,MSP,1.6-2.5A,65KA,480V
2	04020032	CONTACTOR,25A,24V-50/60HZ,AUX-NO,600V
3	04090110	ENCLOSURE,12x10",FIBERGLASS
4	36607	END PLATE,FRONT,4P,280-317,ORANGE
5	36606	END-PLATE,FRONT,2P,PLST,280-331
6	04110104	LINK,MODULE,SIZE-S0,MSP-TO-CONTACTOR
7	04110103	MSP,PHASE,SEPARATOR,FRAME-SIZE,B
8	06240950	PANEL,ELECTRIC-BACK,GATLIN-GUNS
9	36506	TERMINAL-BLK,26-12GA,2P,PLST,280-601
10	36507	TERMINAL-BLK,26-14GA,4P,GRAY
11	06240960	PLATE,MOUNTING,CONTACTORS,GATLIN-GUN
12	70033-SCS	SCREW,#8-32x.38,PRHMS,SST

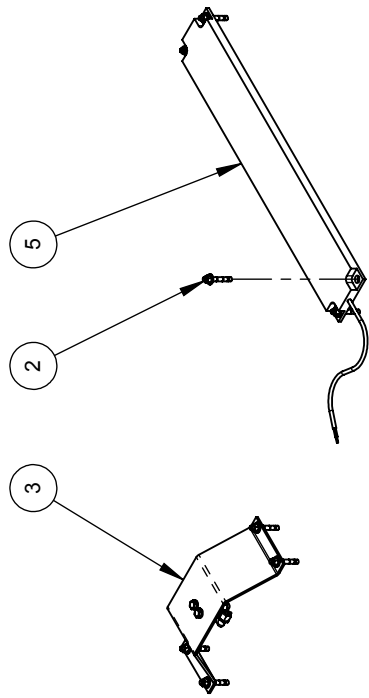
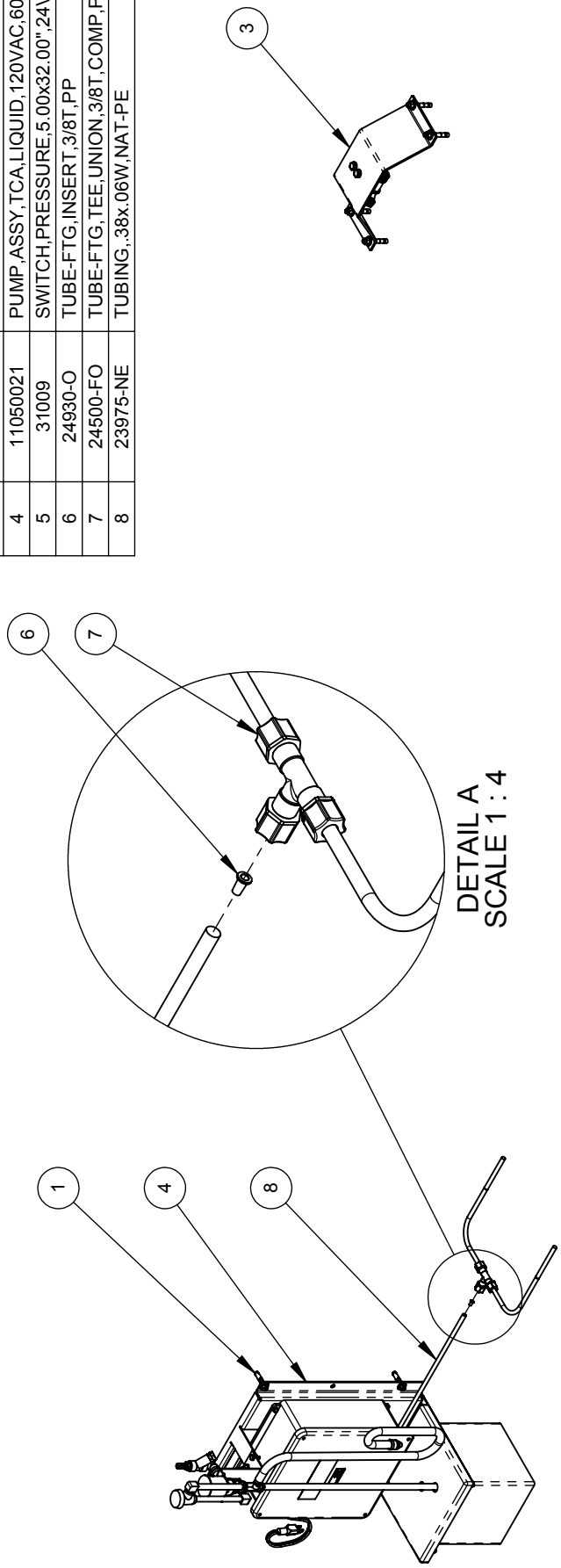


PICTORIAL PARTS CATALOG		
DESCRIPTION: CONTROL-BOX,GATLIN-GUNS, 1/2HP,ELEC		
DWG. NO. 11010354	REV 02	SHEET 1 OF 1



DOVER COMPANY

ITEM	PART #	DESCRIPTION
1	78015	ANCHOR,SLEEVE,3/8x1-7/8",ZNC-PLD
2	05090004	ANCHOR,STUD,3/8-16x2-3/4",SST
3	11130013	ARCH,APPLICATOR,WHEEL-CLEANER,G5,ASSY
4	11050021	PUMP,ASSY,TCA,LIQUID,120VAC,60Hz
5	31009	SWITCH,PRESSURE,5.00x32.00",24VAC
6	24930-O	TUBE-FTG,INSERT,3/8T,PP
7	24500-FO	TUBE-FTG,TEE,UNION,3/8T,COMP,PP
8	23975-NE	TUBING,.38x.06W,NAT-PE



PICTORIAL PARTS CATALOG

DESCRIPTION: WHEEL CLEANER

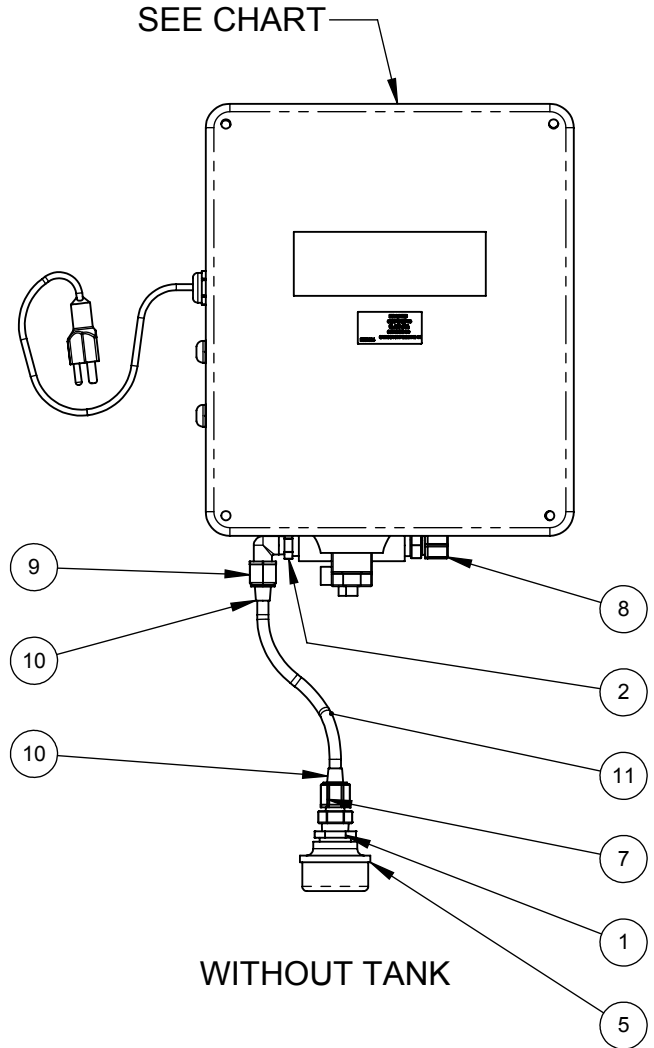
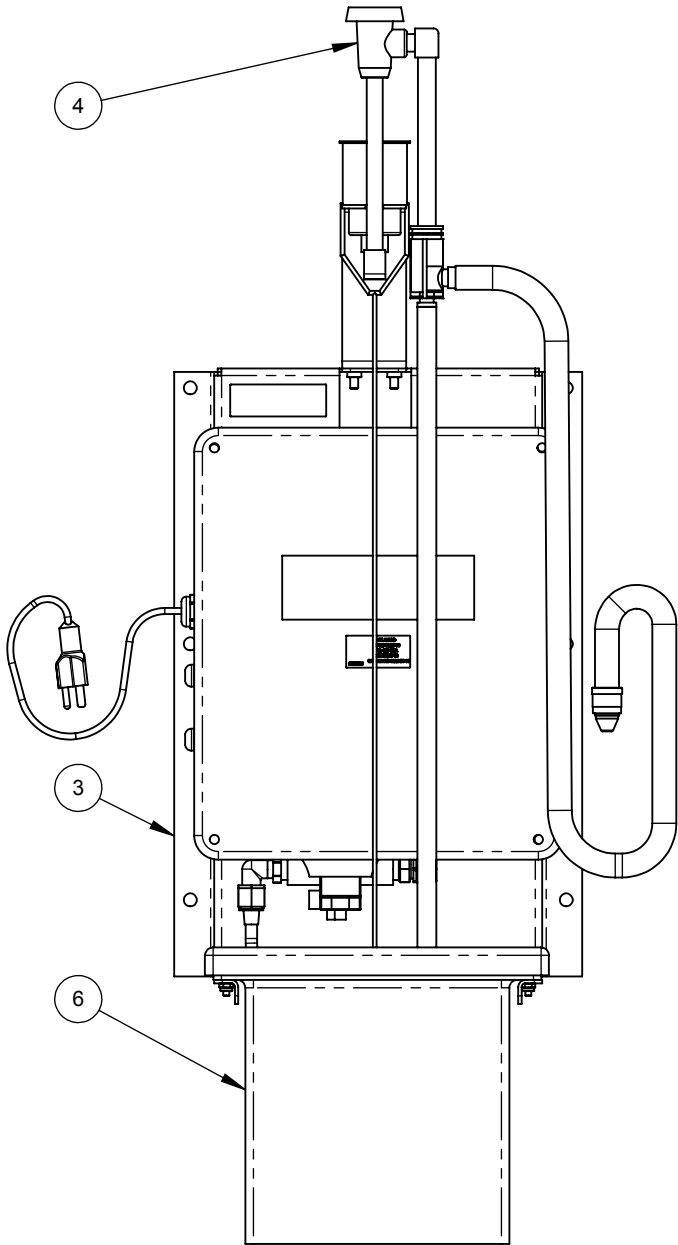
DWG. NO. 09080004 REV 00 SHEET 1 OF 1



PDQ
VEHICLE WASH SYSTEMS

PART OF OPW
ADOVER COMPANY

ITEM	PART #	DESCRIPTION
1	67709-N	BUSHING,3/4NPTx1/2NPT,NYL
2	67702-N	BUSHING,3/8NPTx1/4NPT,NYL
3	07040030	FRAME,FAB,12.00x12.75x19.00",12GA,SST
4	M900051	HYDROMINDER 515 ASSEMBLY
5	66083	STRAINER WATER 3/4" SUCT 80MESH
6	03390001	TANK,PLSTC,2GAL,8x8x8",W/COVER
7	24040-FO	TUBE-FTG,CONN,3/8Tx1/2NPT,COMP,PP
8	24038-FO	TUBE-FTG,CONN,3/8Tx3/8NPT,COMP,PP
9	24298-FO	TUBE-FTG,ELBOW,3/8Tx1/4NPT,COMP,PP
10	24930-O	TUBE-FTG,INSERT,3/8T,PP
11	23975-CU	TUBING 3/8 OD X .062 WALL CLEAR PU



ASSEMBLY	VOLTS/HZ	CONTROL BOX
11050021	120/60	11010297
11050081	230/50	11010298
11050022	24/60	11010296

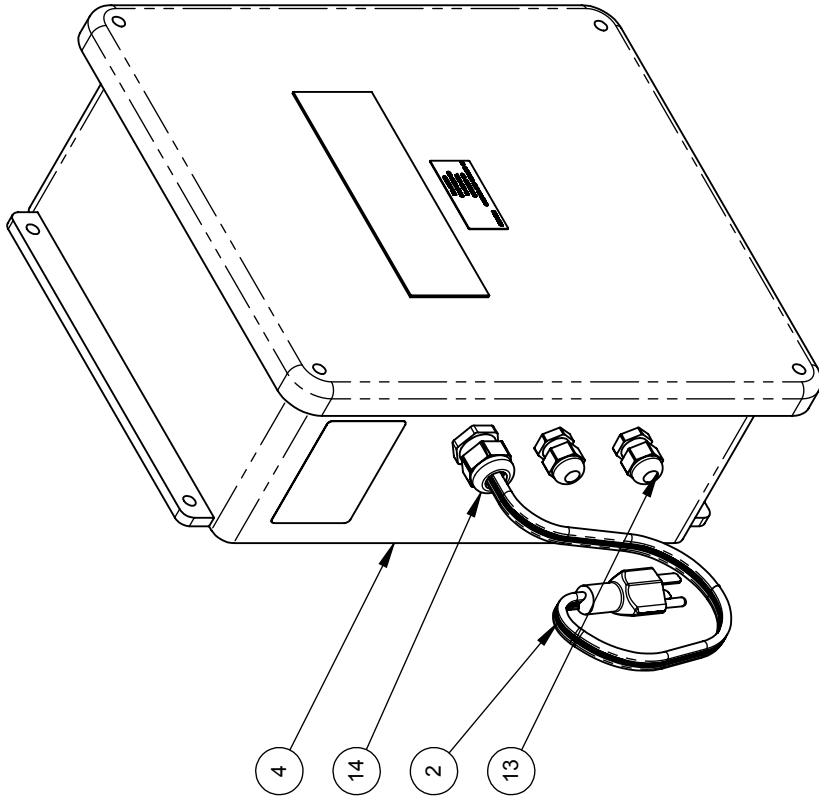
PICTORIAL PARTS CATALOG

DESCRIPTION:
TCA PUMP ASSEMBLY

DWG. NO.	REV	SHEET
11050021	09	1 OF 1

VEHICLE WASH SYSTEMS

PART OF OPW



ITEM	PART #	DESCRIPTION
1	37625	CIRCUIT-BREAKER,2A,1P,D,277V,UL-489
2	34325	CORD,#16AWGx3,MOLDED-PLUG,6FT
3	36950-6.00	DIN-RAIL,.35mmX10.5mmX1M,AL
4	04090139	ENCLOSURE,W/HOLES,CNTL-BOX,11050021
5	36607	END PLATE,FRONT,4P,280-317,ORANGE
6	36650	END-STOP,6mm,PLST,GRAY,249-116
7	07070009	PANEL,ENCLOSURE,10.88x8.75",CS
8	03180014	PUMP,DIAPHRAGM,2.2GPM,100PSI,115VAC,60HZ
9	32017	RELAY EM SPDT 10 AMP 5 BL 24VAC COIL
10	32105	RELAY-SOCKET,5-BLADE
11	32116	RELAY-SOCKET,8-PIN,10A,400VAC
12	36114	SOCKET,HOLD-DOWN-SPRING,PHOTO-AMP
13	04450024	STRAIN-RELIEF,,138-.315",W/LOCKNUT,NYLON
14	04450016	STRAIN-RELIEF,M20,.276-.512",PLSTC
15	36507	TERMINAL-BLK,26-14GA,4P,GRAY
16	04100046	TERMINAL-BLOCK,GND-BAR,9P,8-14AWG,225A
17	33035	TIMER,MULTI-FUNCTION,24-240VAC,8A,8-PIN

PICTORIAL PARTS CATALOG

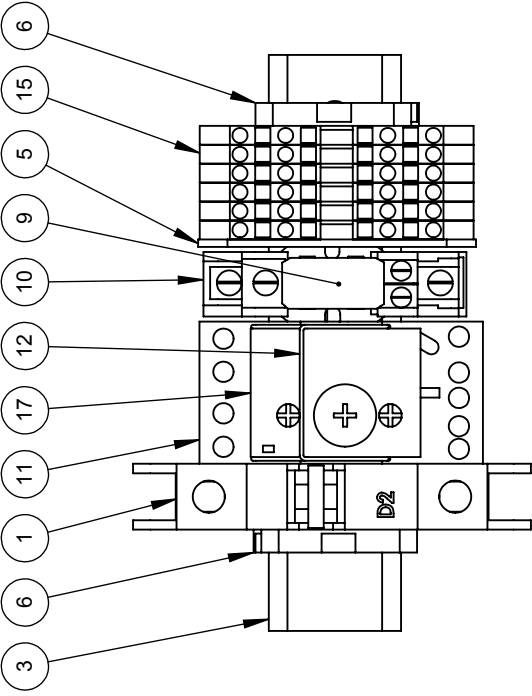
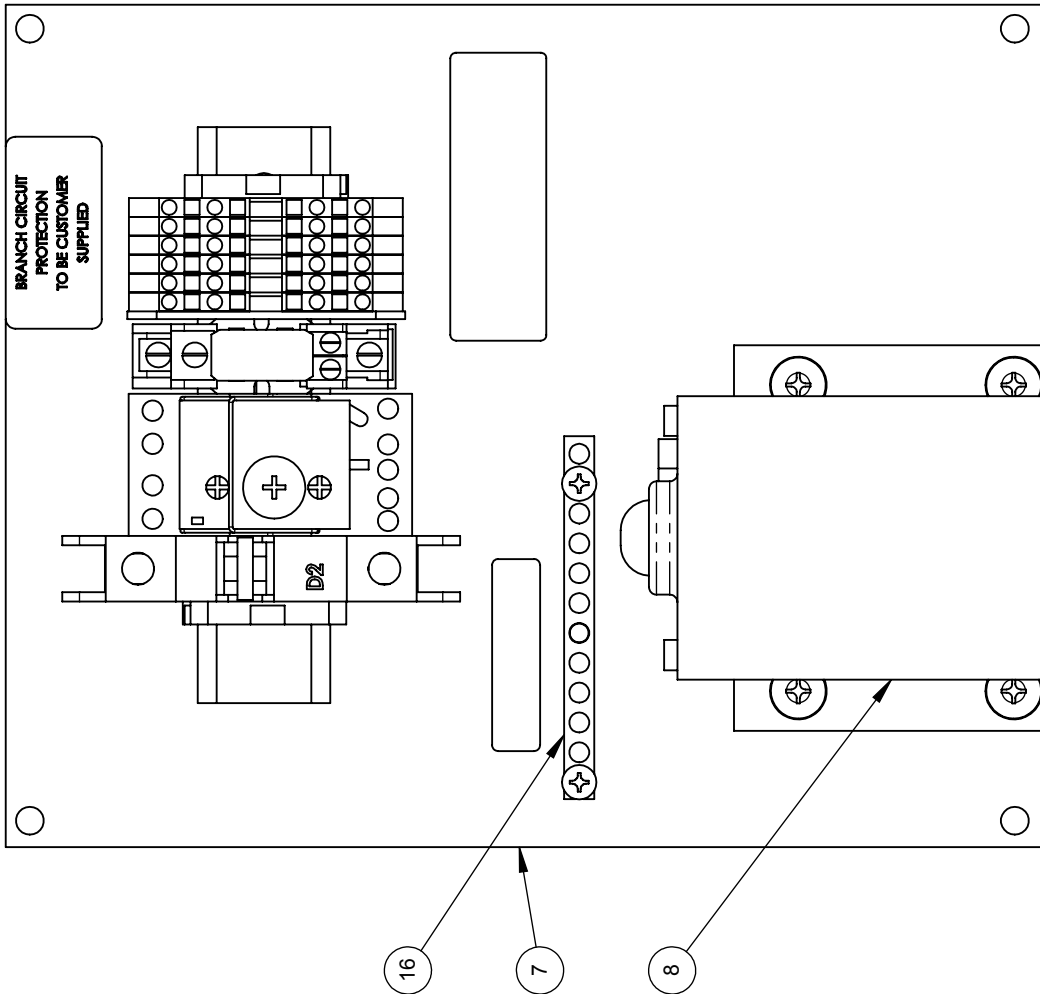
DESCRIPTION:
**WHEEL CLEANER CONTROL BOX -
 120V 60HZ**

DWG. NO.	REV	SHEET
11010297	00	1 OF 2

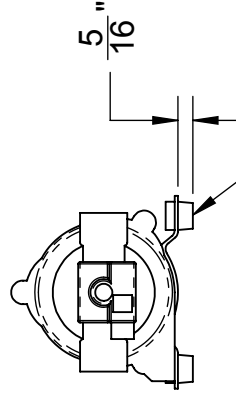


VEHICLE WASH SYSTEMS

PART OF OPW A DOW CORP COMPANY



TERMINAL ASSEMBLY



PUMP MODIFICATION

USE DYNA-FILE TO TRIM RUBBER FEET DOWN TO 5/16" FROM BOTTOM OF MOUNTING BRACKET

PICTORIAL PARTS CATALOG

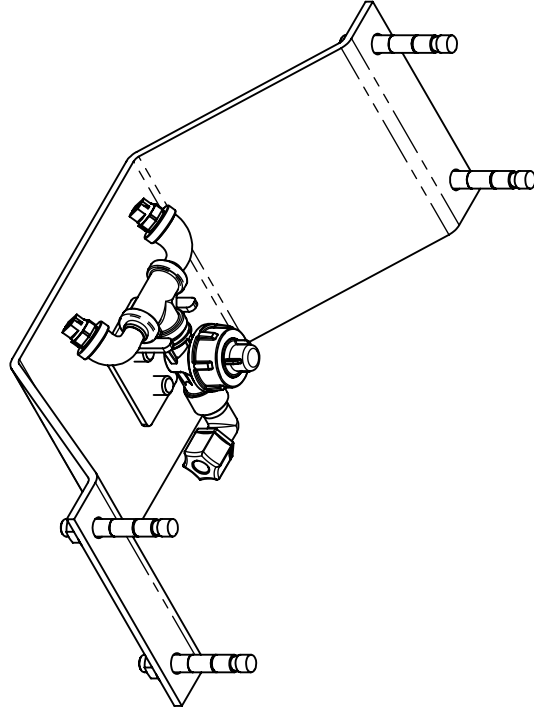
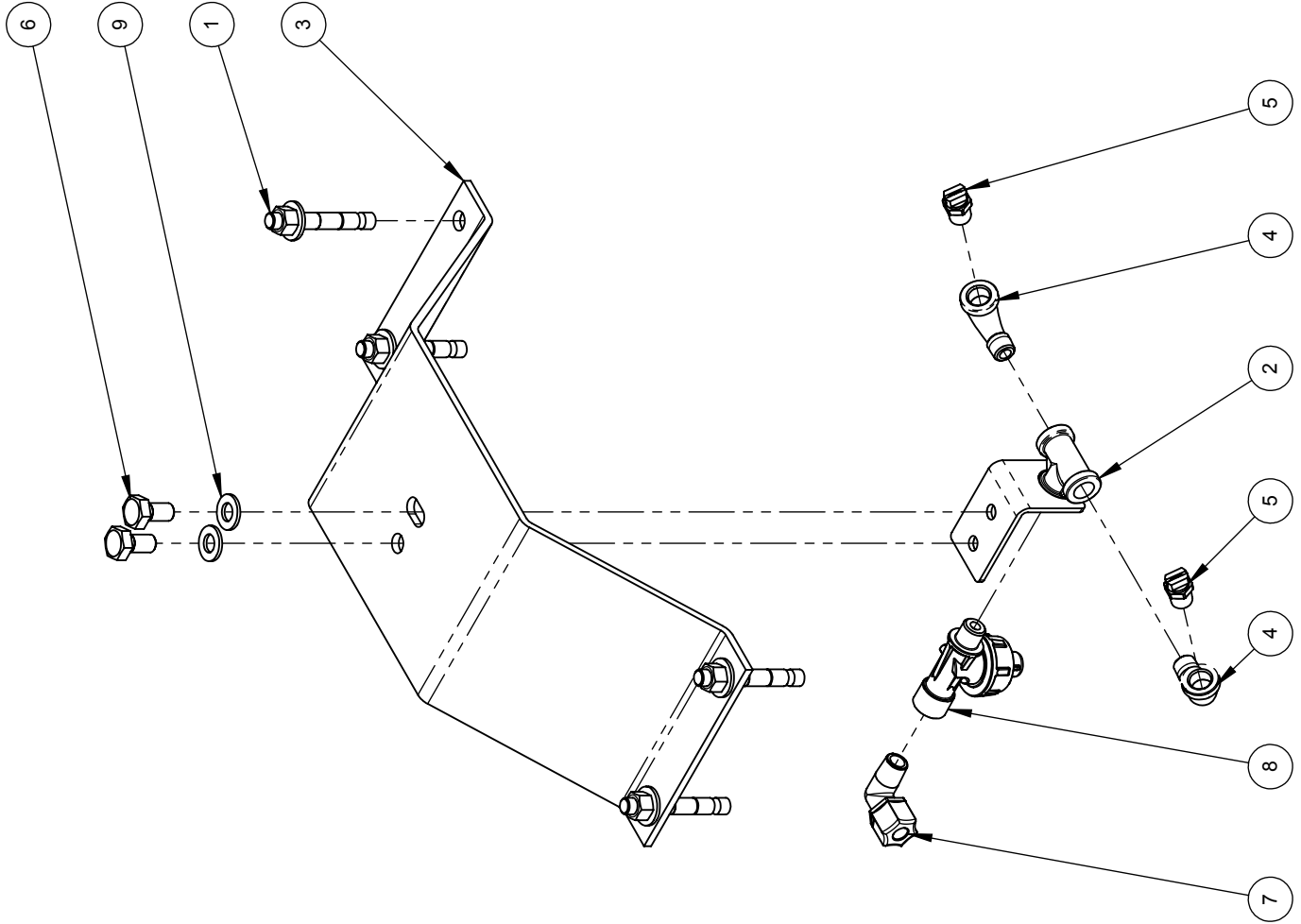
DESCRIPTION: WHEEL CLEANER CONTROL BOX - 120V 60HZ

DWG. NO. 11010297 REV 00 SHEET 2 OF 2



BACKPANEL

ITEM	PART #	DESCRIPTION
1	05090004	ANCHOR,STUD,3/8-16x2-3/4",SST
2	07020122	BRACKET,TEE,1/4"NPT,WELDED,SST
3	M500300	COVER,17x5.5x18.56,SST,FORMED
4	67487-4S	ELBOW,STREET,1/4NPT,90DEG,SC40,SST
5	64154-4M	NOZZLE,FAN,4004,1/4"NPT,SST
6	05040021	SCREW,M10x20mm,HHCS,SST
7	24298-FO	TUBE-FTG.ELBOW,3/8Tx1/4NPT,COMP,PP
8	03010034	VALVE,CHECK,DIAPH,1/4"Mx1/4",8PSI
9	05030009	WASHER,M10,FLAT,SST



PICTORIAL PARTS CATALOG
 DESCRIPTION:
WHEEL CLEANER APPLICATOR

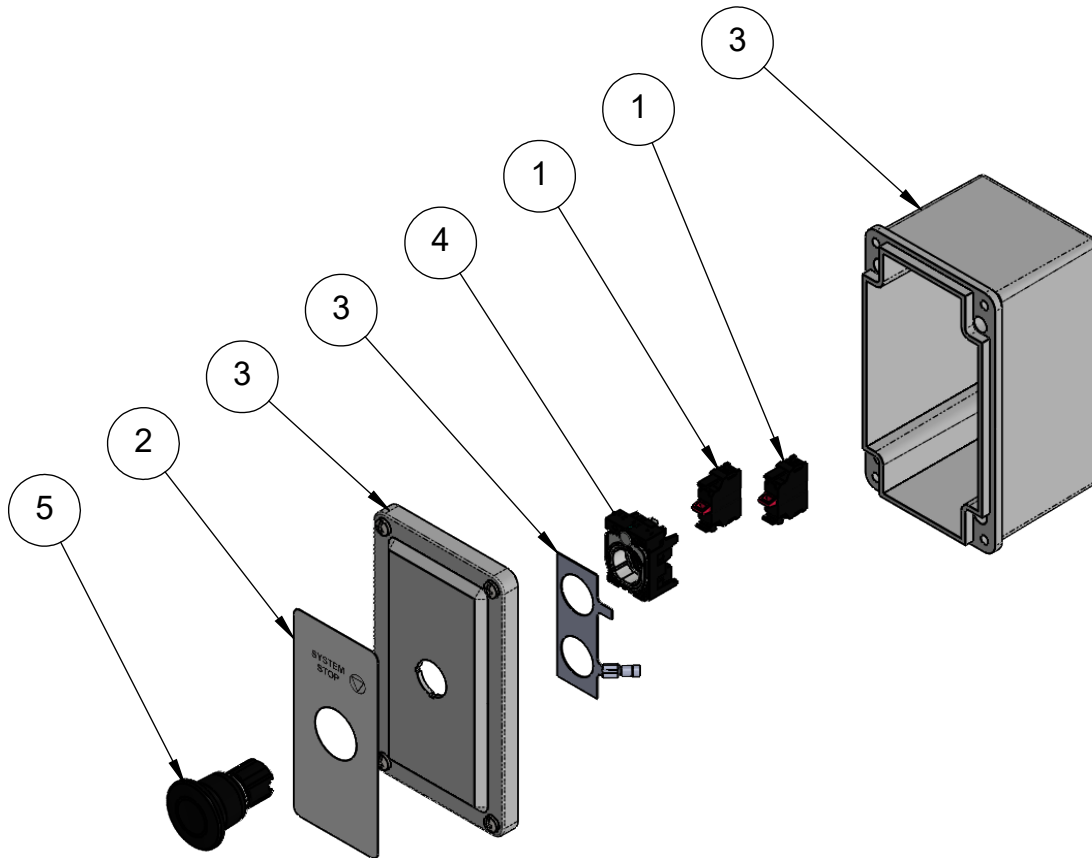
DWG. NO. 11130013 REV 00 SHEET 1 OF 1








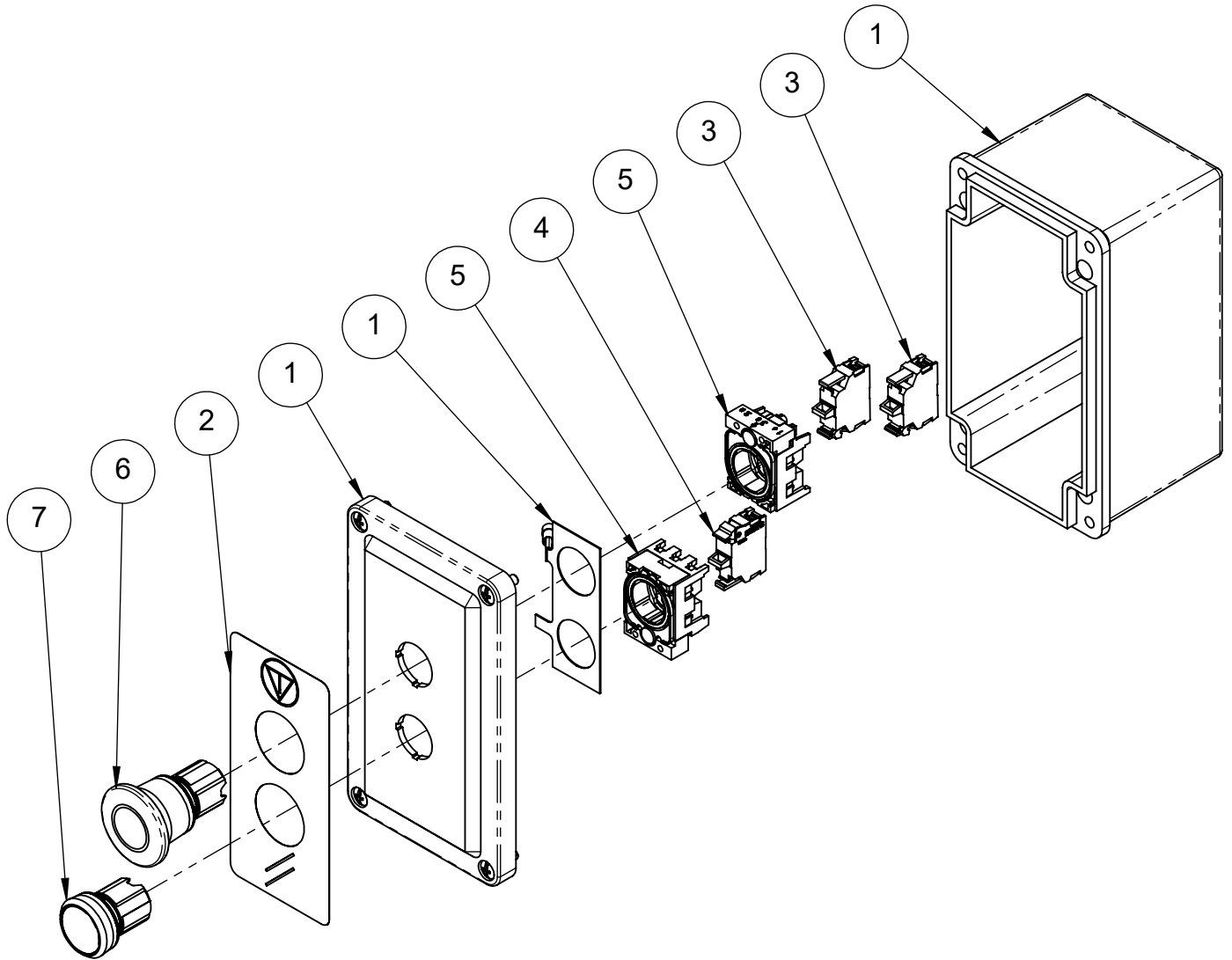
Bay Equipment



ITEM	PART #	DESCRIPTION
1	04010011	CONTACT-BLOCK,PUSHBUTTON,1-NC
2	02030146	DECAL,SYSTEM-STOP,2.50x5.25,VINYL
3	04090090	ENCLOSURE,1-HOLE,PB,FGL,22mm-HOLE
4	04040048	HOLDER,CONTACT,BLOCK,3-POSITION
5	04040046	SWITCH,PUSH-PULL,MAINTAINED,22MM,BLK



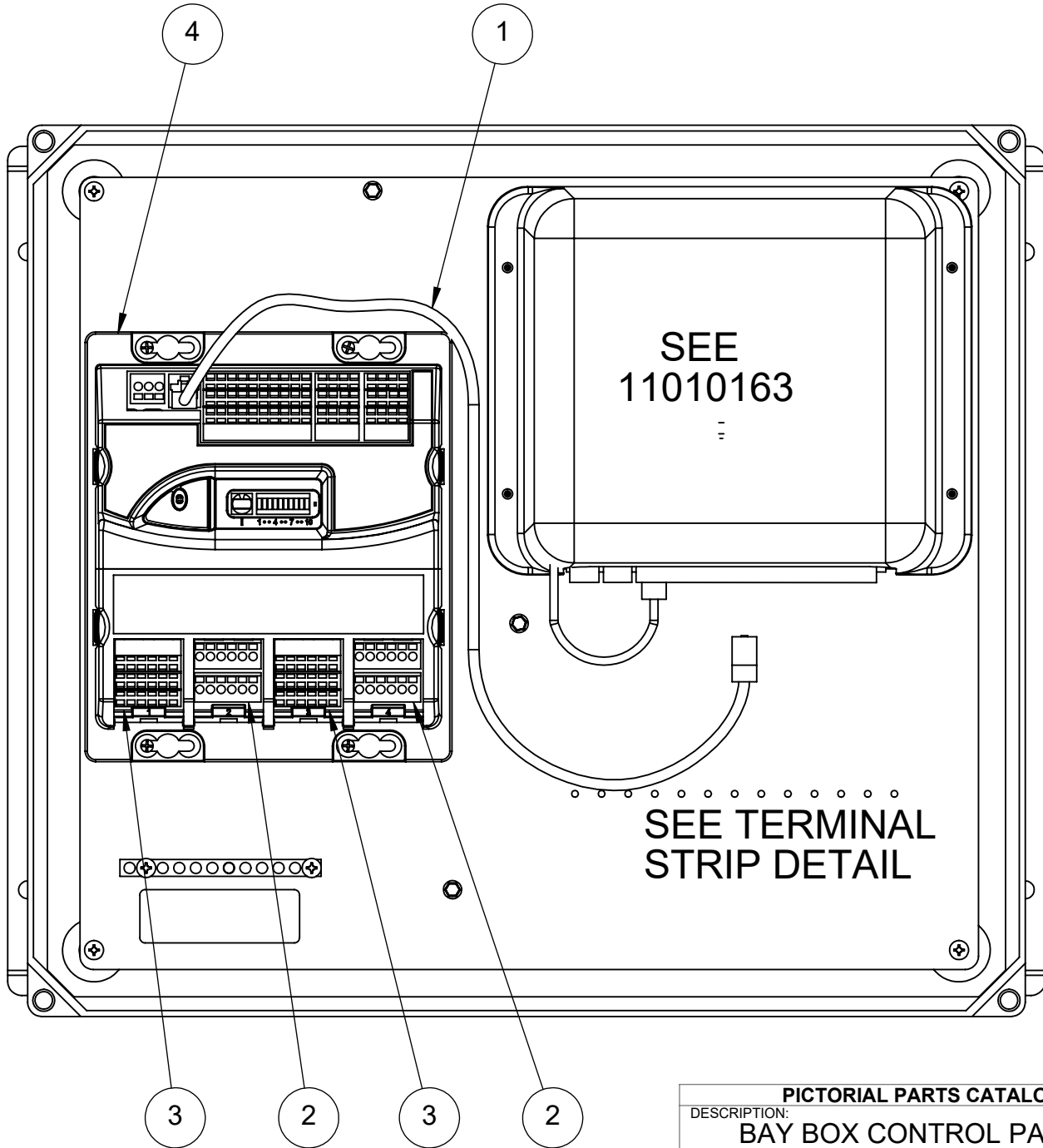
PICTORIAL PARTS CATALOG		
DESCRIPTION: SYSTEM STOP PUSH BUTTON		
DWG. NO.	REV	SHEET
11010113	03	1 OF 1
		
VEHICLE WASH SYSTEMS		
PART OF OPW		

ITEM	PART #	DESCRIPTION
1	04090046	ENCLOSURE,2HOLE,PB,FGL,NEMA4X
2	02030338	DECAL,EMERGENCY-STOP,RESET
3	04010011	CONTACT-BLOCK,PUSHBUTTON,1-NC
4	04010012	CONTACT-BLOCK,PUSHBUTTON,1-NO
5	04040048	HOLDER,CONTACT,BLOCK,3-POSITION
6	04040047	SWITCH,PUSH-PULL,MAINTAINED,22MM,RED
7	04040045	SWITCH,PUSHBUTTON,22MM,MOMENTARY,BLUE



PICTORIAL PARTS CATALOG		
DESCRIPTION: SYSTEM STOP WITH RESET		
DWG. NO.	REV	SHEET
11010173	04	1 OF 1
 		
VEHICLE WASH SYSTEMS <small>PART OF OPW A DOVER COMPANY</small>		

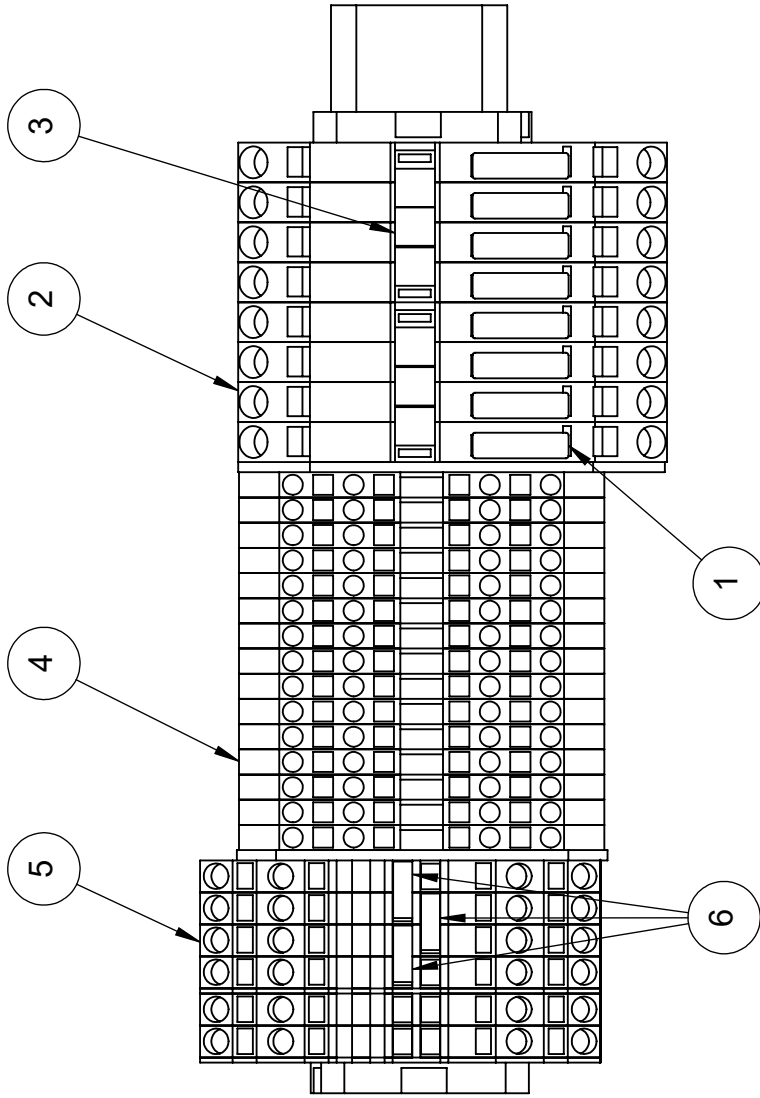
ITEM	PART #	DESCRIPTION
1	04200031	CABLE, CAT-5, PATCH, RJ45, 8C, 450mm, ORANGE
2	04580019	CIRCUIT-BOARD, OUTPUT, 5-RELAY, 6A
3	04580026	CIRCUIT-BOARD, OUTPUT, 5-RELAY, 6A, MULTI-PH
4	11010052	NODE, I/O-MODULE, 10IN, 20OUT, 4US, 2SERIAL



PICTORIAL PARTS CATALOG		
DESCRIPTION: BAY BOX CONTROL PANEL		
DWG. NO. 11010157	REV 10	SHEET 1 OF 2



ITEM	PART #	DESCRIPTION
1	04110034	FUSE,3A,MINI,FAST-ACTING,AUTOMOTIVE
2	04110031	FUSE-HOLDER,AUTOMOTIVE,TERM-BLK
3	36802	JUMPER INSULATED 282-402
4	36507	TERMINAL-BLK,26-14GA,4P,GRAY
5	04100050	TERMINAL-BLOCK,4P,10-20AWG,30A,GRAY,WAGO
6	04100052	TERMINAL-JUMPER,ADJACENT,WAGO



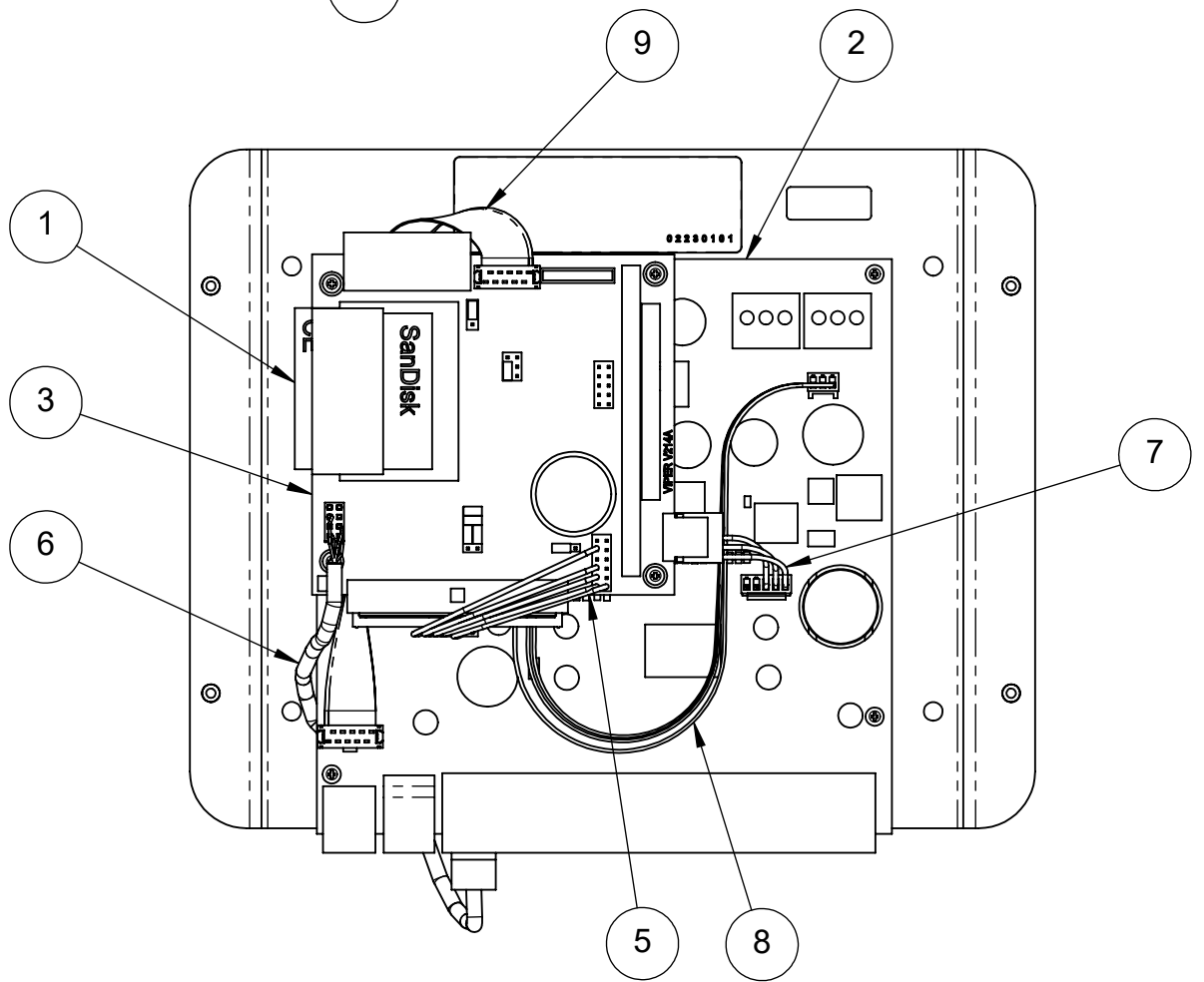
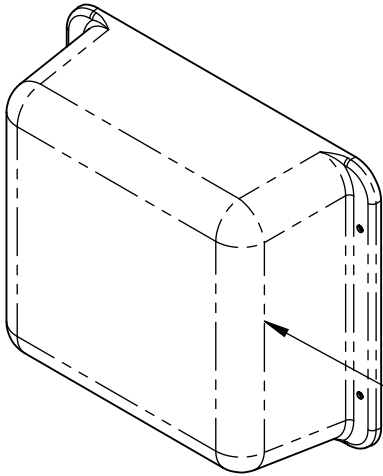
TERMINAL STRIP DETAIL

PICTORIAL PARTS CATALOG
 DESCRIPTION:
 BAY BOX CONTROL PANEL

DWG. NO. 11010157 REV 10 SHEET 2 OF 2



ITEM	PART #	DESCRIPTION
1	04610002	CARD,COMPACT-FLASH,RAM-MEMORY,CONTROLLER
2	04580024	CIRCUIT-BOARD,COMM-HUB/POWER-SUPPLY
3	04430022	CONTROLLER,VIPER,SGL-BRD,V2.14,EUROTECH
4	06160320	COVER,CONTROLLER,HUB-BOARD,BRONZE-PLST
5	04080083	HARNESS,CONDUCTOR-TO-HUB,AUDIO,M5/G5
6	04080243	HARNESS,CONDUCTOR-TO-HUB,ETHERNET
7	04080082	HARNESS,CONDUCTOR-TO-HUB,POWER,M5/G5
8	04080084	HARNESS,CONDUCTOR-TO-HUB,SERIAL,M5/G5
9	04080080	HARNESS,CONDUCTOR-TO-HUB,USB,M5/G5




PICTORIAL PARTS CATALOG

DESCRIPTION:
CONDUCTOR CONTROL BOX - VIPER

DWG. NO.	REV	SHEET
11010163	02	1 OF 1

VEHICLE WASH SYSTEMS

PART OF OPW DOVER COMPANY



(04080080)



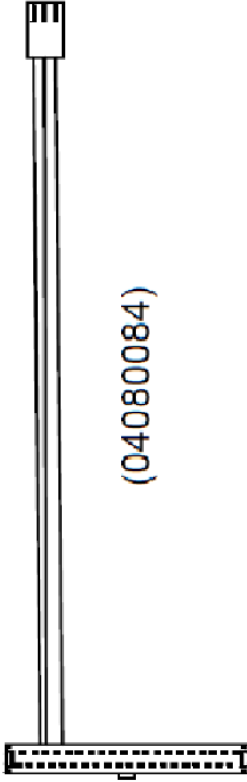
(04080082)



(04080243)



(04080323)



(04080084)

PART NUMBER	DESCRIPTION
04080080	HARNESS, CONDUCTOR-TO-HUB, USB, M5/G5
04080082	HARNESS, CONDUCTOR-TO-HUB, POWER, M5/G5
04080083	HARNESS, CONDUCTOR-TO-HUB, AUDIO, M5/G5
04080084	HARNESS, CONDUCTOR-TO-HUB, SERIAL, M5/G5
04080243	HARNESS, CONDUCTOR-TO-HUB, ETHERNET

PICTORIAL PARTS CATALOG

DESCRIPTION:
VIPER CONTROLLER CABLE KIT

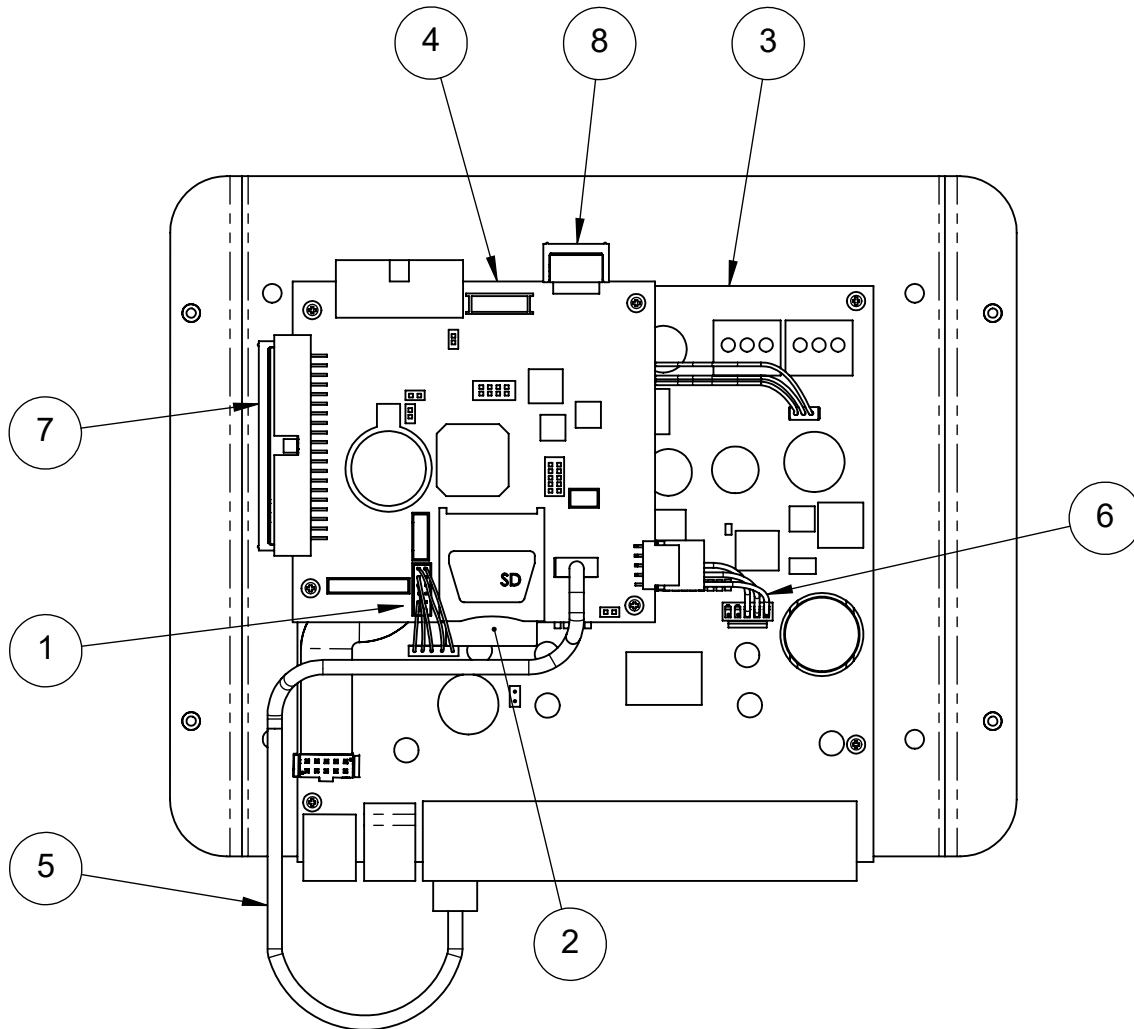
DWG. NO. 04080079 REV 01 SHEET 1 OF 1





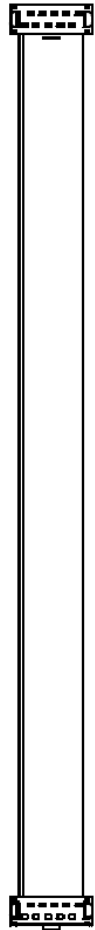
PART OF OPW
A DOVER COMPANY

CONFIDENTIAL

ITEM	PART #	DESCRIPTION
1	04080323	CABLE,AUDIO,TITAN-CONTROLLER,M5/TDM/LW
2	04610024	CARD,MEMORY,SD
3	04580024	CIRCUIT-BOARD,COMM-HUB/POWER-SUPPLY
4	04430025	CONTROLLER,SGL-BRD,TITAN,UNPROGRAMMED
5	04080243	HARNESS,CONDUCTOR-TO-HUB,ETHERNET
6	04080082	HARNESS,CONDUCTOR-TO-HUB,POWER,M5/G5
7	04080084	HARNESS,CONDUCTOR-TO-HUB,SERIAL,M5/G5
8	04080080	HARNESS,CONDUCTOR-TO-HUB,USB,M5/G5



PICTORIAL PARTS CATALOG		
DESCRIPTION: CONDUCTOR CONTROL BOX - TITAN		
DWG. NO. 11010259	REV 02	SHEET 1 OF 1
 VEHICLE WASH SYSTEMS		
<small>PART OF OPW</small> 		



(04080080)



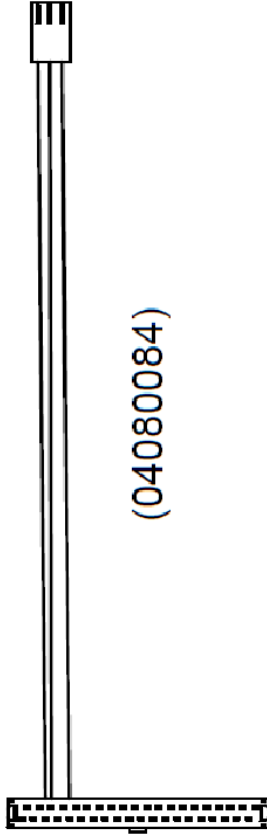
(04080082)



(04080243)



(04080323)



(04080084)

PART NUMBER	DESCRIPTION
04080080	HARNESS, CONDUCTOR-TO-HUB, USB, M5/G5
04080082	HARNESS, CONDUCTOR-TO-HUB, POWER, M5/G5
04080084	HARNESS, CONDUCTOR-TO-HUB, SERIAL, M5/G5
04080243	HARNESS, CONDUCTOR-TO-HUB, ETHERNET
04080323	CABLE, AUDIO, TITAN-CONTROLLER, M5/TDM/LW

PICTORIAL PARTS CATALOG

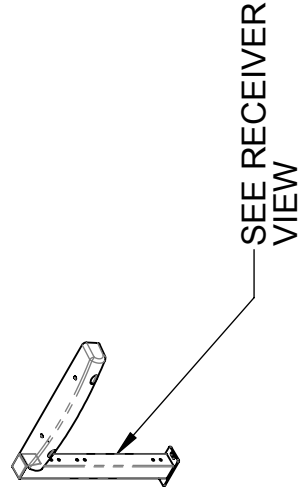
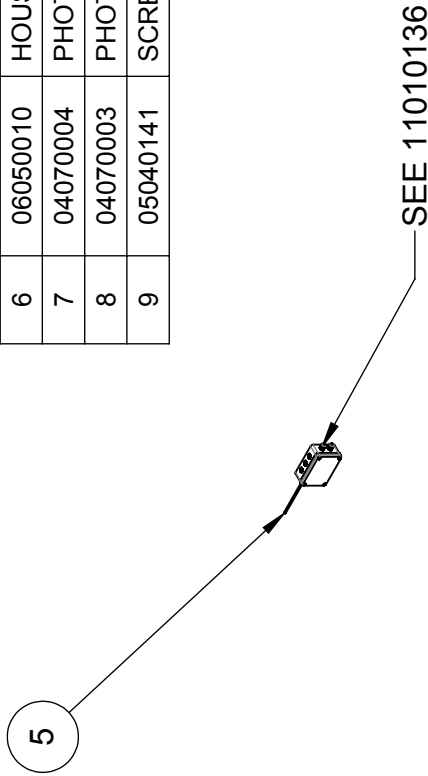
DESCRIPTION:
TITAN CONTROLLER CABLE KIT

DWG. NO. 04080326 REV 00 SHEET 1 OF 1

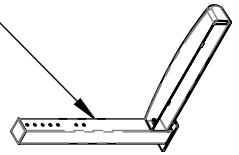


PART OF OPW
A DOVER COMPANY

ITEM	PART #	DESCRIPTION
1	M690049	CAP,3.00x3.00x.083 TUBE,ABS,BLK
2	04080006	CORDSET,12mm,5/22AWG,FEM,60',PVC
3	06160161	COVER,VT,LOADING,EYES,ABS
4	06250008	FRAME,VT,LW4K,ULTRASONIC,30.25,SST
5	04080287	HARNES,LOADING-EYES-J-BOX-TO-BRIDGE,LW
6	06050010	HOUSING,VT,LOADING-EYE-MOUNT,SST
7	04070004	PHOTO-EYE,THRU-BEAM,RCVR,30mm,BANNER-QS
8	04070003	PHOTO-EYE,THRU-BEAM,XMTR,30mm,BANNER-QS
9	05040141	SCREW,M4x6mm,PPHMS,SST



SEE TRANSMITTER VIEW

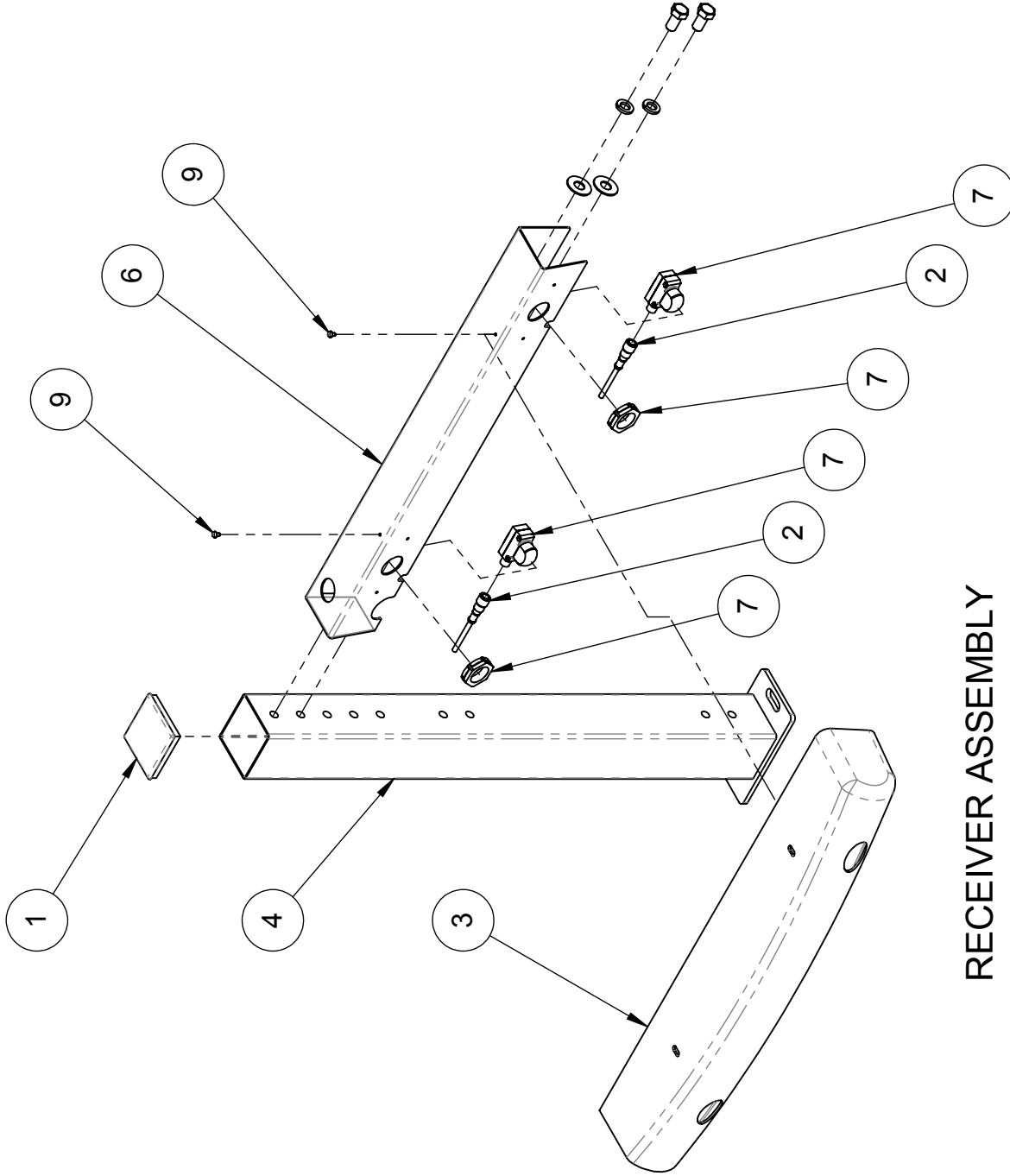


Vehicle Wash Systems
A DOWEY COMPANY

DESCRIPTION:
PRECISION LOADING EYES

PICTORIAL PARTS CATALOG - CONFIDENTIAL
DWG. NO. REV

09160017 00



RECEIVER ASSEMBLY

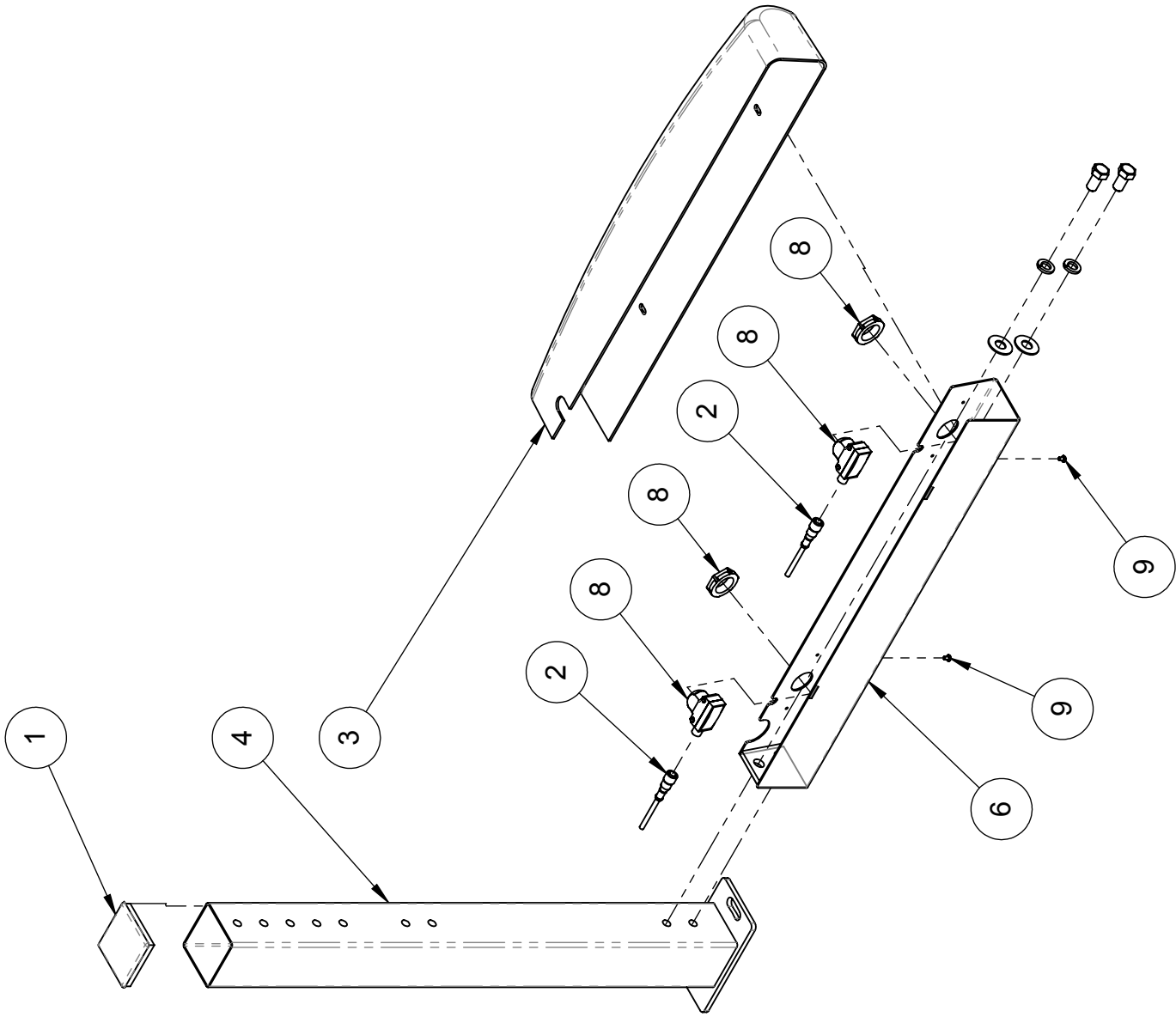


Vehicle Wash Systems
A DOWER COMPANY

DESCRIPTION:
PRECISION LOADING EYES

PICTORIAL PARTS CATALOG - CONFIDENTIAL
DWG. NO. REV

09160017 00



TRANSMITTER ASSEMBLY



Vehicle Wash Systems
A DOWER COMPANY

DESCRIPTION:
PRECISION LOADING EYES

PICTORIAL PARTS CATALOG - CONFIDENTIAL
DWG. NO

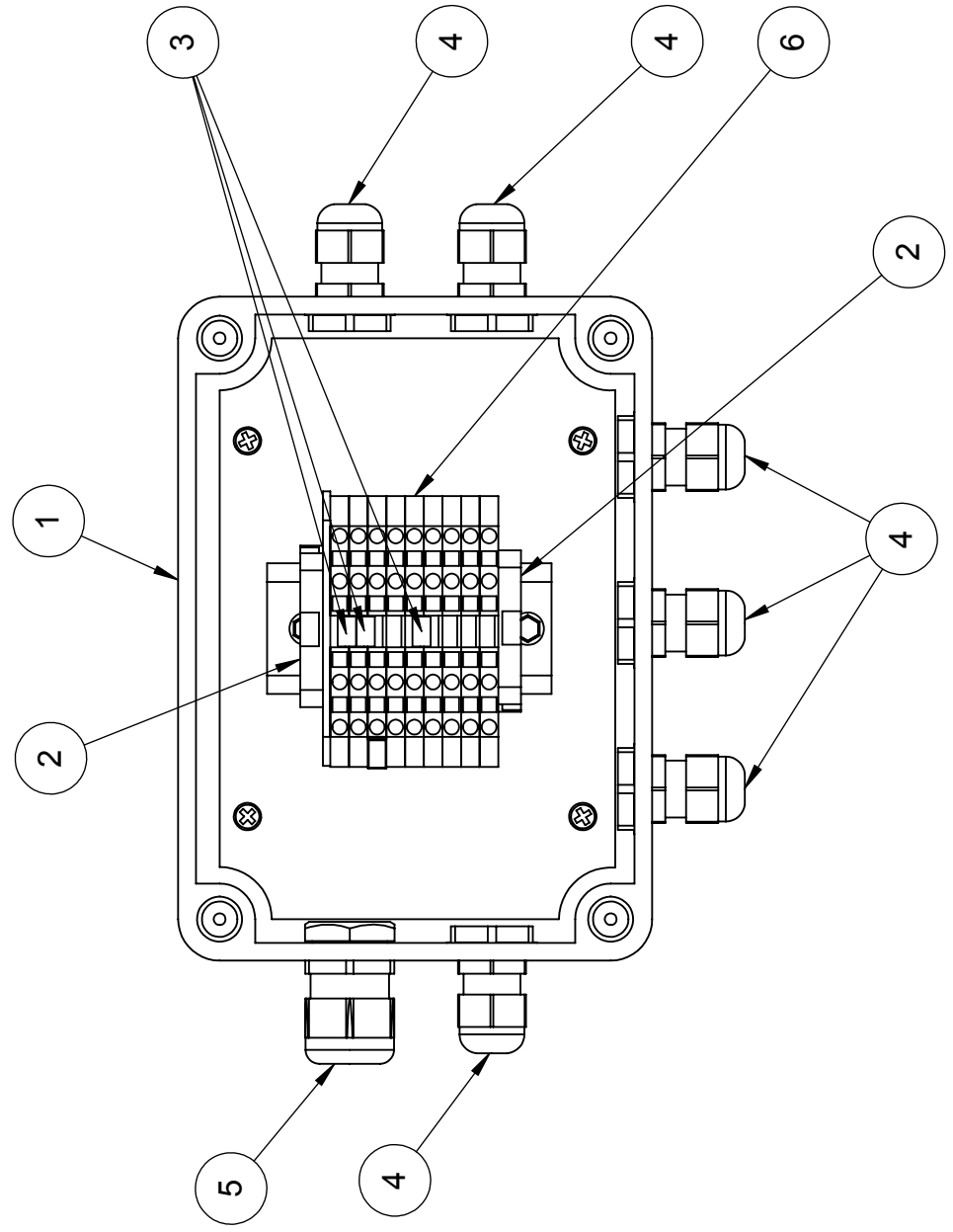
09160017

REV

00

THIS DRAWING AND THE INFORMATION THEREIN IS THE SOLE PROPERTY OF PDQ MANUFACTURING, INC. AND CANNOT BE COPIED OR DISCLOSED WITHOUT THE WRITTEN CONSENT OF PDQ MANUFACTURING, INC.

ITEM	PART #	DESCRIPTION
1	04090088	ENCLOSURE,5X7X3,POLYCARB,TANDEM
2	36650	END-STOP,6mm,PLST,GRAY,249-116
3	36800	JUMPER,INSULATED,GRAY
4	04450024	STRAIN-RELIEF,.138-.315",W/LOCKNUT,NYLON
5	04450016	STRAIN-RELIEF,M20,.276-.512",PLSTC
6	36507	TERMINAL-BLK,26-14GA,4P,GRAY
7	73604-TXCZ	SCREW,#8x.50,HHTEK,ZP



PICTORIAL PARTS CATALOG

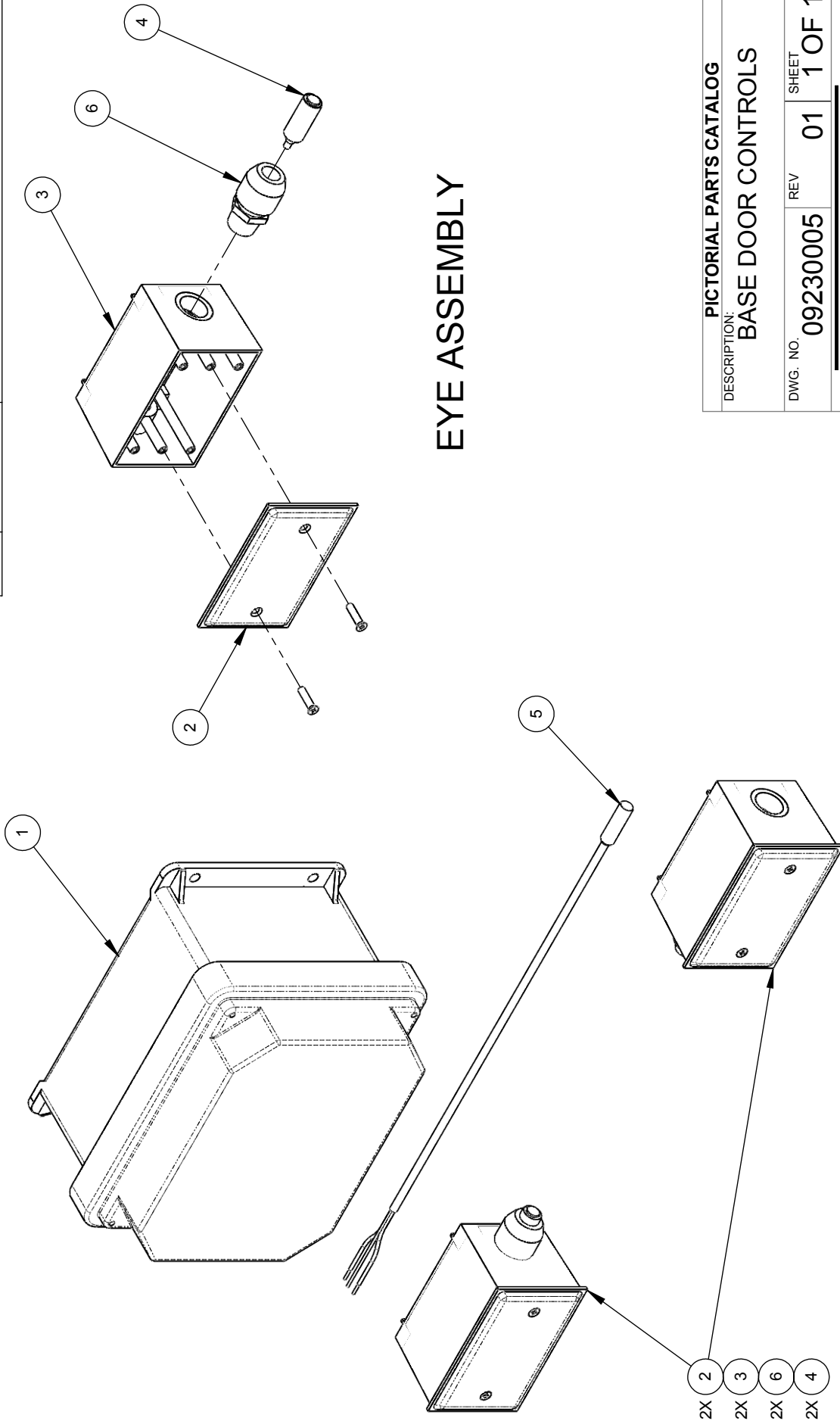
DESCRIPTION:
PARKING EYES JUNCTION BOX

DWG. NO.	REV	SHEET
11010136	02	1 OF 1



PDQ
VEHICLE WASH SYSTEMS
PART OF OPW
A DOVER COMPANY

ITEM	PART #	DESCRIPTION
1	11010275	CONTROL-BOX, DOOR-PACKAGE, BASIC
2	39613	COVER PLATE WEATHERPROOF BLANK
3	39609	JUNCTION-BOX, 2x4, OUTDOOR
4	93176	PHOTO-EYE, THRU-BEAM, SET, 14MM, CARLO
5	94013	PROBE, TEMPERATURE, OUTSIDE, 60FT
6	36415	STRAIN RELIEF 1/2 .31-.56" CORD, PLASTIC



EYE ASSEMBLY

PICTORIAL PARTS CATALOG

DESCRIPTION:
BASE DOOR CONTROLS

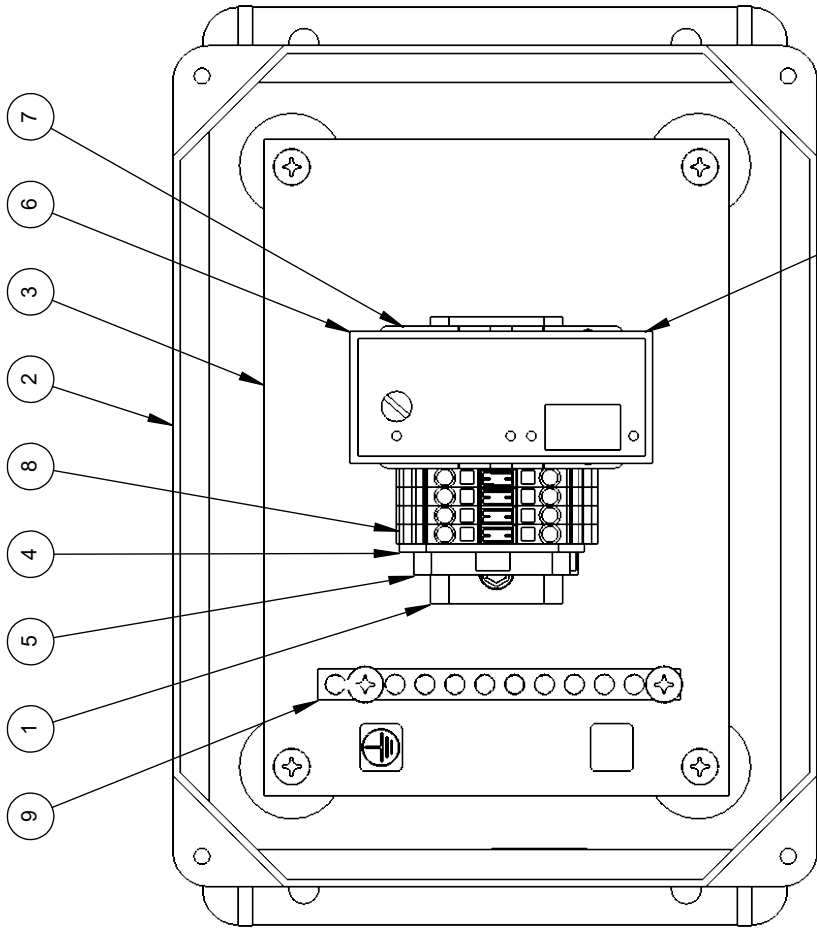
DWG. NO. 09230005 REV 01 SHEET 1 OF 1



PDQ
 VEHICLE WASH SYSTEMS

PART OF OPW
 A DOVER COMPANY

ITEM	PART #	DESCRIPTION
1	36950-3.00	DIN-RAIL, .35mmx3.00", AL
2	04090029	ENCLOSURE, 8x6x6, FBRGL, NEMA4X
3	04090019	ENCLOSURE, PANEL, 152X124X2mm, ALUMINUM
4	36606	END-PLATE, FRONT, 2P, PLST, 280-331
5	36650	END-STOP, 6mm, PLST, GRAY, 249-116
6	93194	PHOTO-EYE, AMP, 24VAC, 10A, SPDT, 11P IN
7	04060003	RELAY-SOCKET, 11-PIN CIRC, 300VAC, 10A
8	36506	TERMINAL-BLK, 26-12GA, 2P, PLST, 280-601
9	04100046	TERMINAL-BLOCK, GND-BAR, 9P, 8-14AWG, 225A



COVER REMOVED

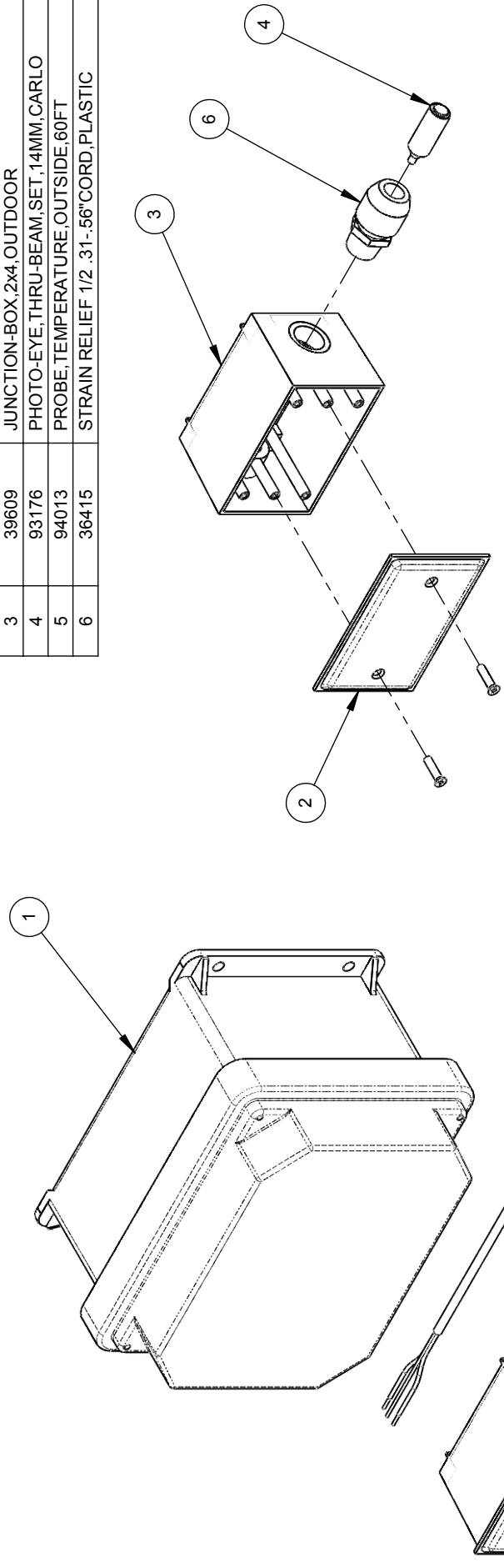
SET PHOTO AMP DIAL TO AUTO. SET DIP SWITCHES TO OFF.

PICTORIAL PARTS CATALOG
 DESCRIPTION:
 DOOR CONTROL BOX

DWG. NO. 11010275 REV 03 SHEET 1 OF 1



ITEM	PART #	DESCRIPTION
1	11010275	CONTROL-BOX,DOOR-PACKAGE,BASIC
2	39613	COVER PLATE WEATHERPROOF BLANK
3	39609	JUNCTION-BOX,2x4,OUTDOOR
4	93176	PHOTO-EYE,THRU-BEAM,SET,14MM,CARLO
5	94013	PROBE,TEMPERATURE,OUTSIDE,60FT
6	36415	STRAIN RELIEF 1/2 .31-.56"CORD,PLASTIC



EYE ASSEMBLY

PICTORIAL PARTS CATALOG

DESCRIPTION:
DELUXE DOOR CONTROLS

DWG. NO. 09110013 REV 01 SHEET 1 OF 1

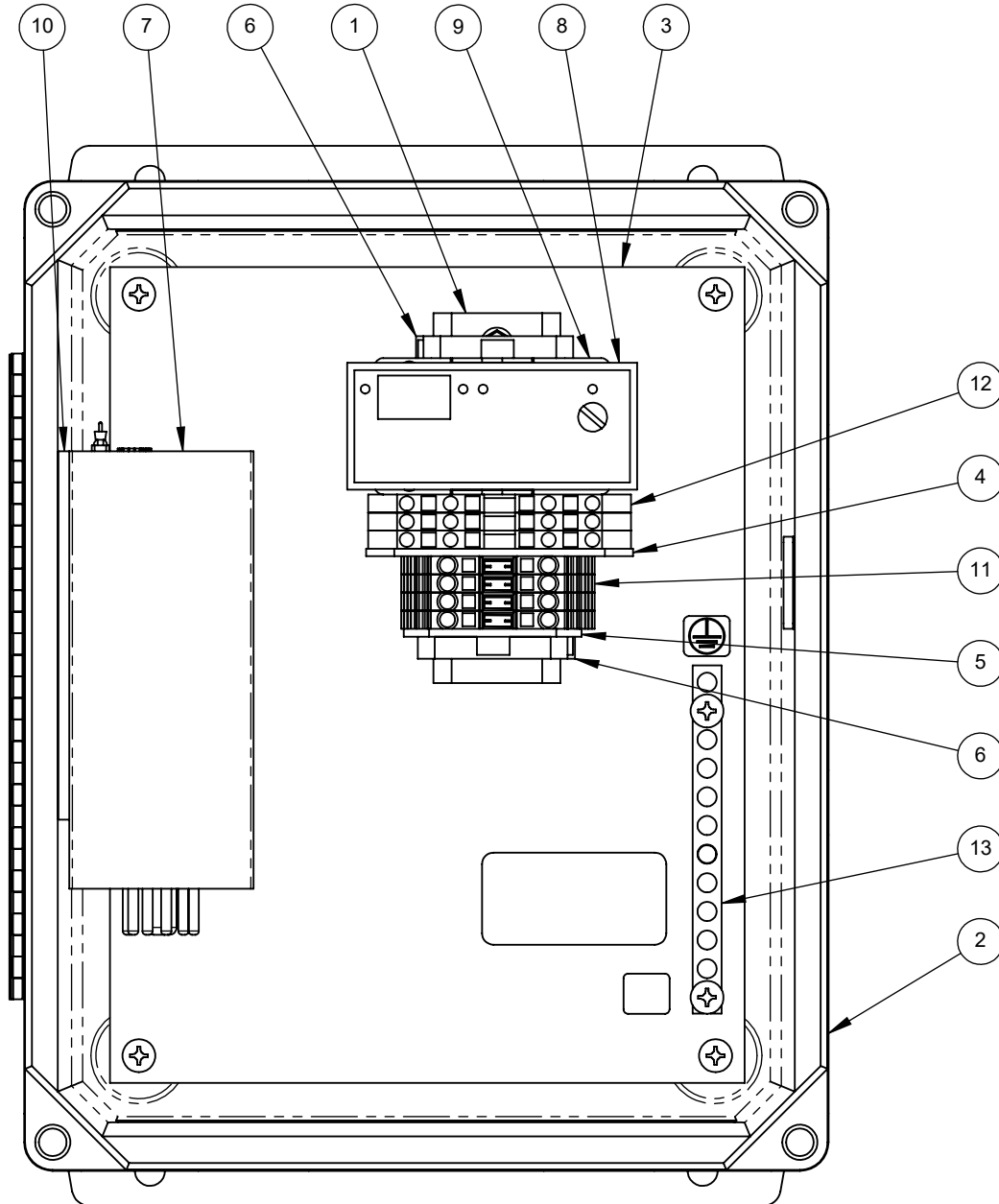


PDQ
VEHICLE WASH SYSTEMS
PART OF OPW
A DOVER COMPANY

- 4X 2
- 4X 3
- 4X 6
- 4X 4

ITEM	PART #	DESCRIPTION
1	36950-4.00	DIN-RAIL,35mmx4.00",AL
2	04090135	ENCLOSURE,10x8x6,FIBERGLASS,HINGED
3	04090028	ENCLOSURE,PANEL,8.88x6.88x.08",AL
4	36607	END PLATE,FRONT,4P,280-317,ORANGE
5	36606	END-PLATE,FRONT,2P,PLST,280-331
6	36650	END-STOP,6mm,PLST,GRAY,249-116
7	93040	LOOP-DETECTOR,24VAC,11-PIN,W/HARNESS

ITEM	PART #	DESCRIPTION
8	93194	PHOTO-EYE,AMP,24VAC,10A,SPDT,11PIN
9	04060003	RELAY-SOCKET,11-PIN CIRC,300VAC,10A
10	08020010	TAPE,ADHESIVE,0.75",,VELCRO,ROLL,BLK
11	36506	TERMINAL-BLK,26-12GA,2P,PLST,280-601
12	36507	TERMINAL-BLK,26-14GA,4P,GRAY
13	04100046	TERMINAL-BLOCK,GND-BAR,9P,8-14AWG,225A



COVER NOT SHOWN

PICTORIAL PARTS CATALOG

DESCRIPTION:
ULTIMATE DOOR CONTROL BOX

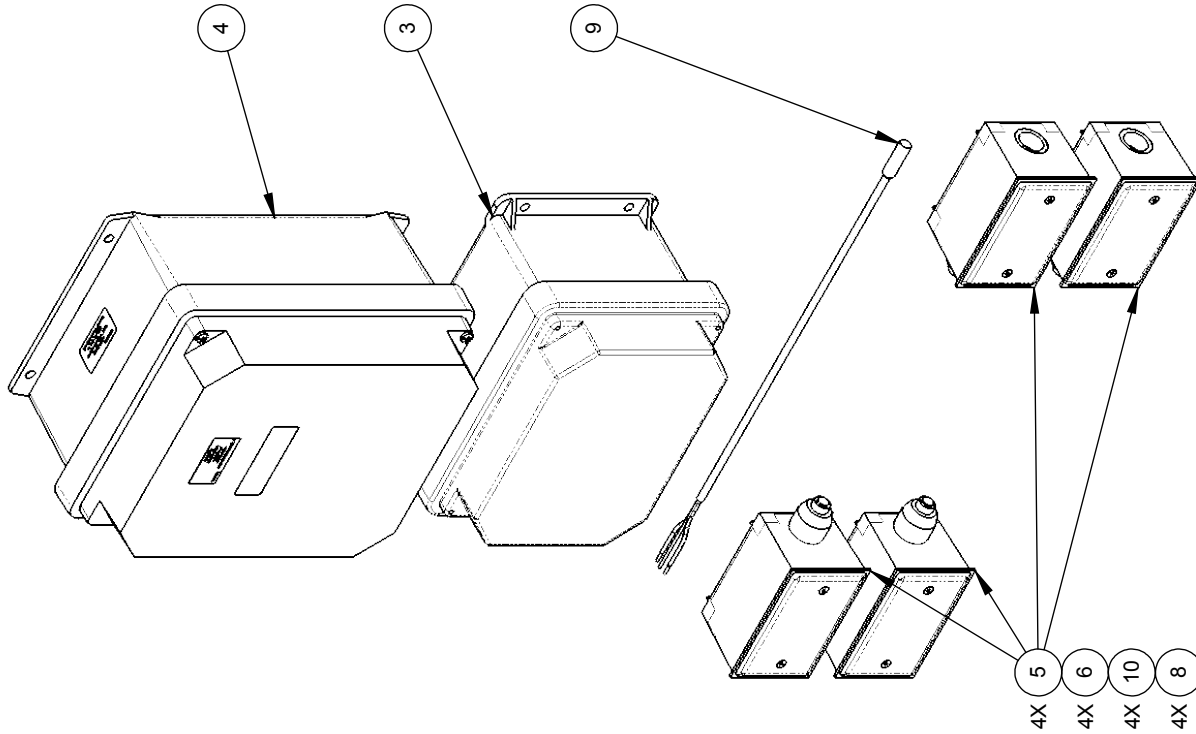
DWG. NO. 11010276 REV 01 SHEET 1 OF 1



VEHICLE WASH SYSTEMS

PART OF OPW DOVER COMPANY

ITEM	PART #	DESCRIPTION
1	05090004	ANCHOR,STUD,3/8-16x2-3/4",SST
2	81157	CABLE COVER 4' DOOR PAC LOOP DETECTOR
3	11010275	CONTROL-BOX,DOOR-PACKAGE,BASIC
4	11010276	CONTROL-BOX,DOOR-PACKAGE,DELUXE
5	39613	COVER PLATE WEATHERPROOF BLANK
6	39609	JUNCTION-BOX,2x4,OUTDOOR
7	M540056	LOOP PAD FIBERGLASS
8	93176	PHOTO-EYE,THRU-BEAM,SET,14MM,CARLO
9	94013	PROBE,TEMPERATURE,OUTSIDE,60FT
10	36415	STRAIN RELIEF 1/2 .31-.56"CORD,PLASTIC



EYE ASSEMBLY

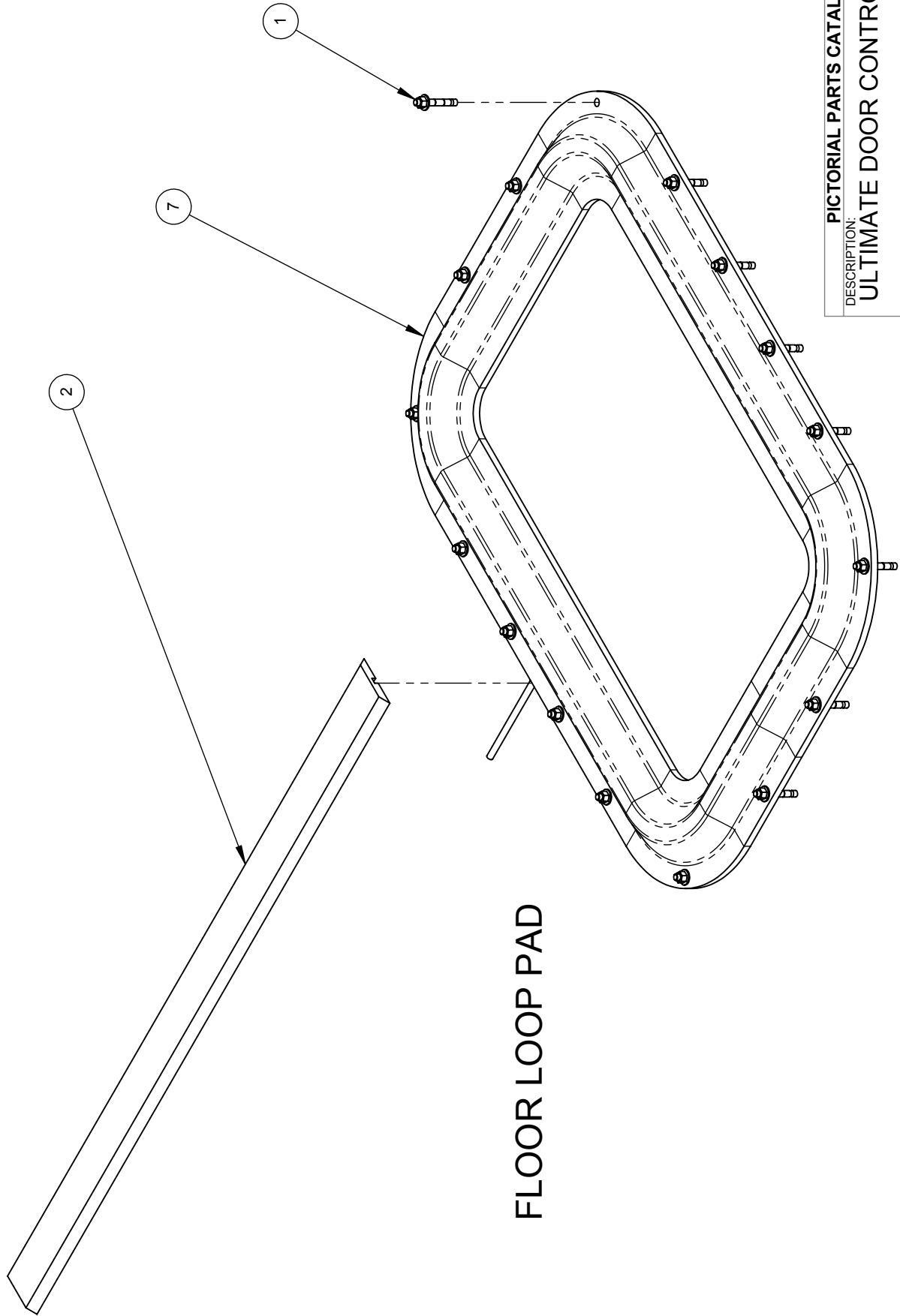
PICTORIAL PARTS CATALOG
 DESCRIPTION:
 ULTIMATE DOOR CONTROLS

DWG. NO. 09230004 REV 01 SHEET 1 OF 2



PDQ
 VEHICLE WASH SYSTEMS

PART OF OPW
 A DOVER COMPANY



FLOOR LOOP PAD

PICTORIAL PARTS CATALOG

DESCRIPTION:
ULTIMATE DOOR CONTROLS

DWG. NO. 09230004 REV 01 SHEET 2 OF 2



PDQ
VEHICLE WASH SYSTEMS

PART OF OPW
A DOVER COMPANY



Freeze Protection

BASE WEEP MANIFOLD

SEE NEXT PAGE

ITEM	PART #	DESCRIPTION
1	67702-S	BUSHING,3/8NPTx1/4NPT,SST
2	75016	CLAMP,TUBE,1",PP,STANDARD
3	67487-4B	ELBOW,STREET,1/4NPT,90DEG,SHORT,SC40,BRS
4	68116-MHB	HOSE-BARB,1/2Hx3/8MNPT,BRS
5	03220229	MANIFOLD,WEEP,LASERWASH
6	67011-4B	NIPPLE,1/4NPTxCLOSE,SC40,BRS
7	67011-4S	NIPPLE,1/4NPTxCLOSE,SC40,SST
8	67012-4S	NIPPLE,3/8NPTxCLOSE,SC40,SST
9	67055-4B	NIPPLE,HEX,3/8NPT,BRS
10	67110-4S	TEE,3/8NPT,PIPE,SC40,SST
11	24336-PB	TUBE-FTG,ELBOW,1/4Tx1/4NPT,PUSH,BRS
12	63135	VALVE,CHECK,1/4FNPT,1200PSI,BRS
13	03010076	VALVE,CHECK,1/4NPT,5PSI,SST
14	03010110	VALVE,DIAPHRAM,3/8,BRASS,1-150PSI,24VAC
15	21131	VALVE,FLOW-CONTROL,90,1/4Tx1/4MPT

PICTORIAL PARTS CATALOG

DESCRIPTION:

**LASERWASH BASE WEEP
MANIFOLD**

DWG. NO.

09170053

REV

01

SHEET

1 OF 1

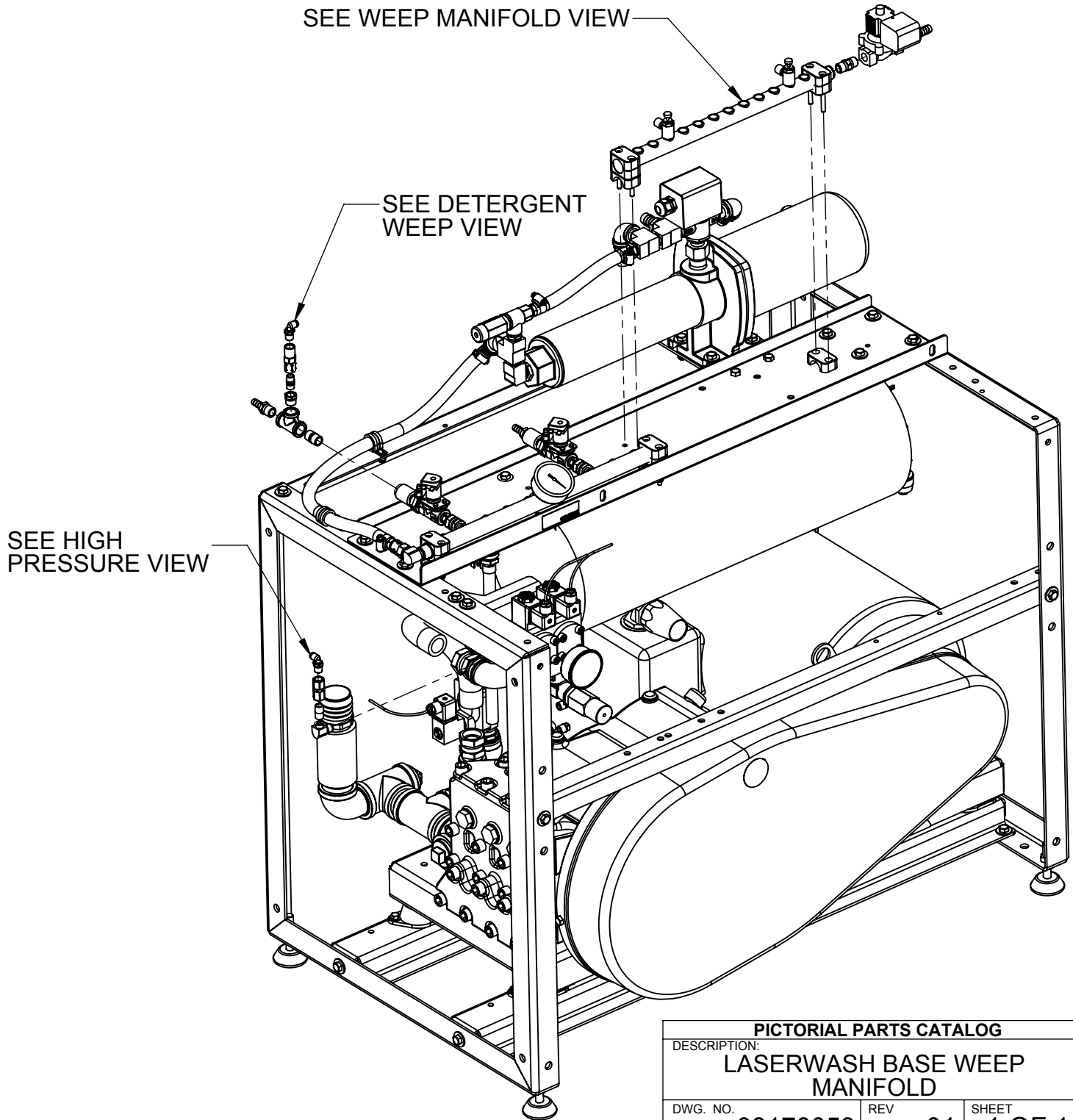


VEHICLE WASH SYSTEMS



PART OF OPW

DOVER COMPANY



PICTORIAL PARTS CATALOG

DESCRIPTION:

**LASERWASH BASE WEEP
MANIFOLD**

DWG. NO.

09170053

REV

01

SHEET

1 OF 1

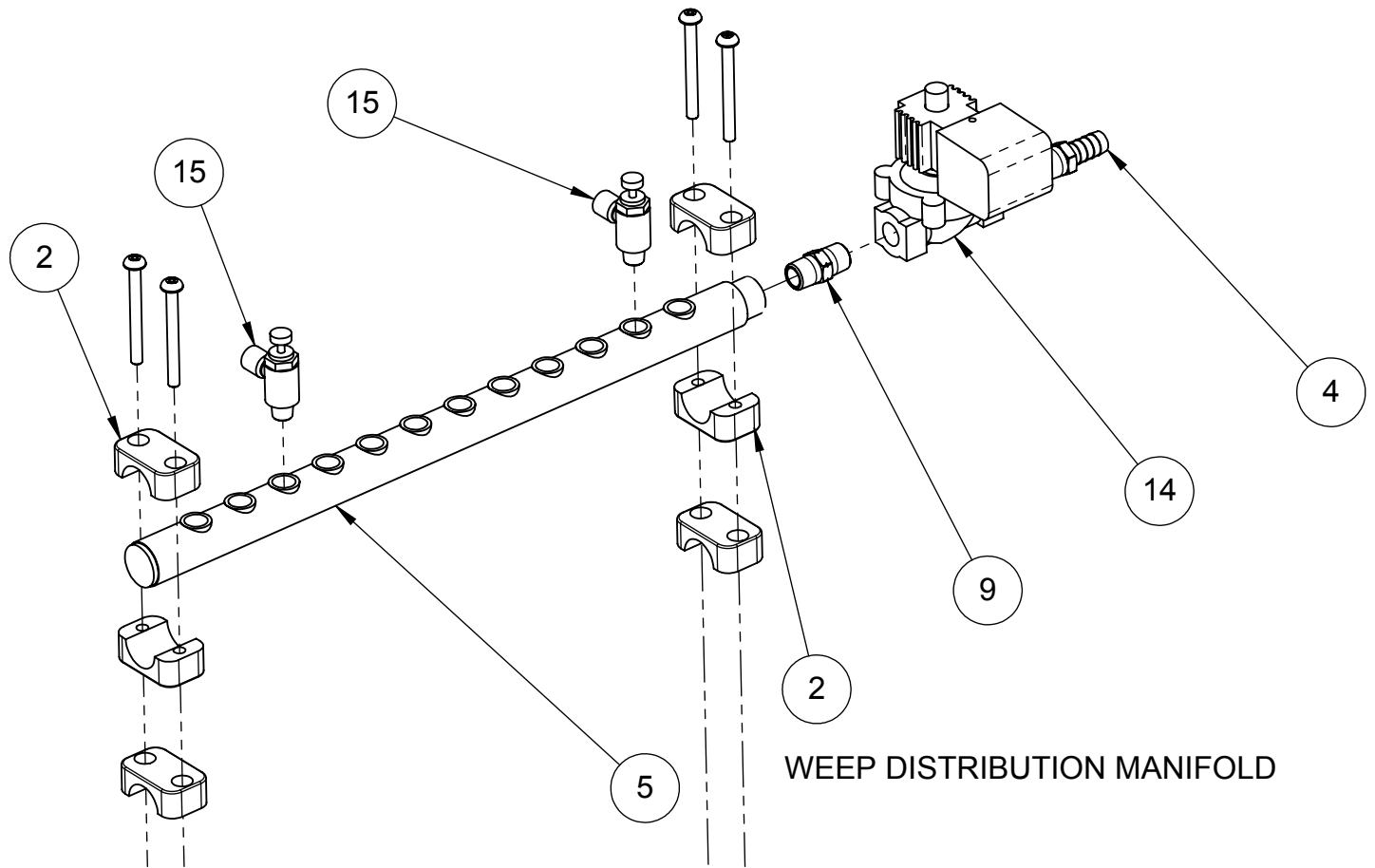


VEHICLE WASH SYSTEMS

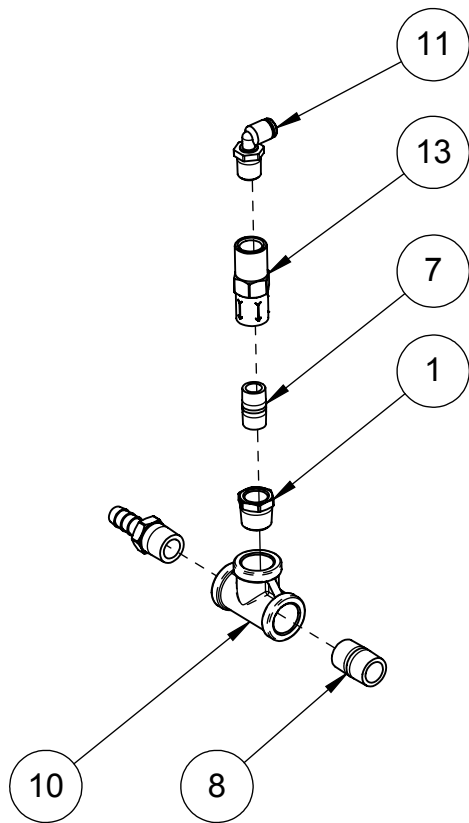


PART OF OPW

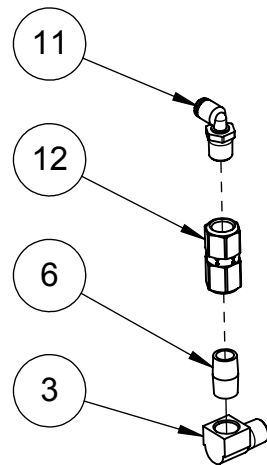
DOVER COMPANY



WEEP DISTRIBUTION MANIFOLD



DETERGENT WEEP



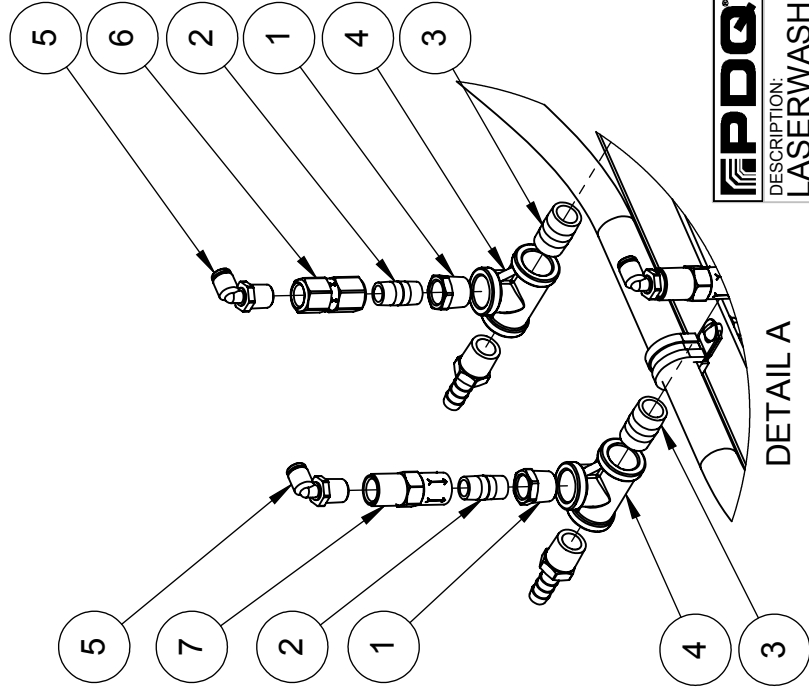
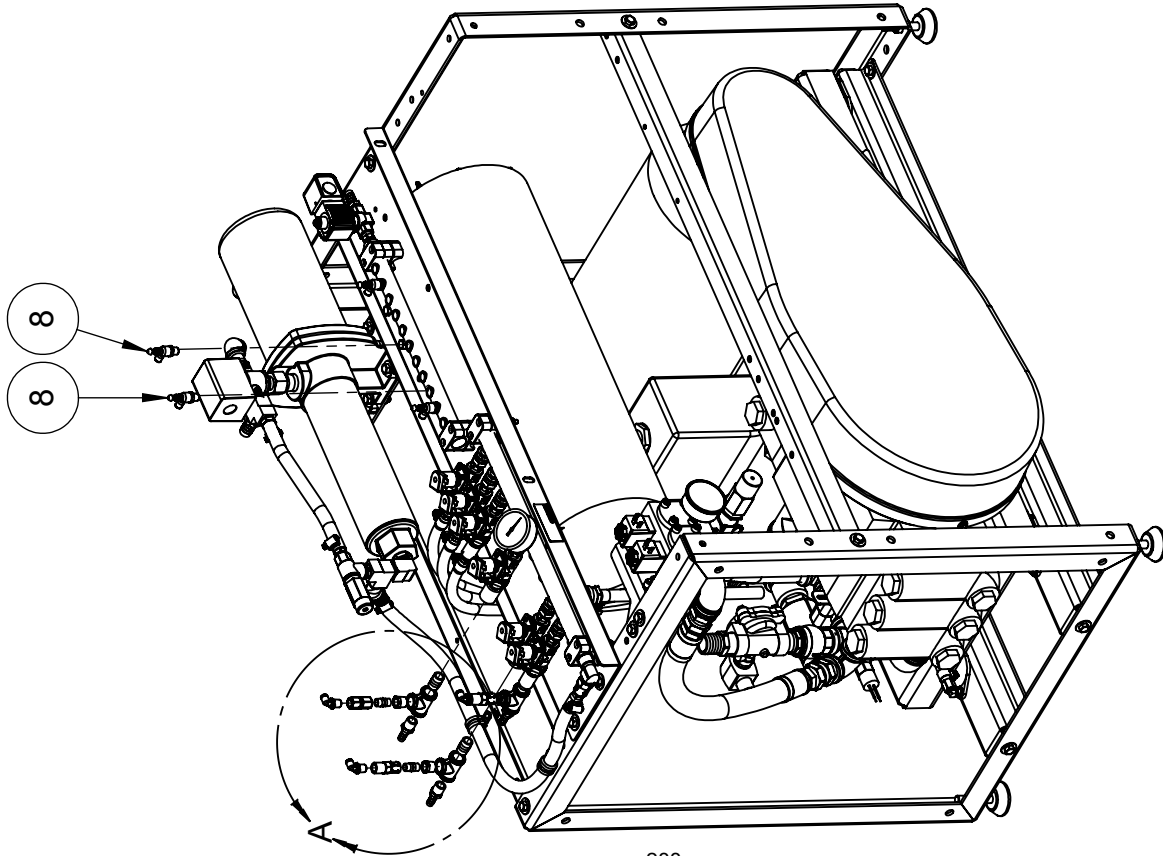
HIGH PRESSURE WEEP

PICTORIAL PARTS CATALOG		
DESCRIPTION: LASERWASH BASE WEEP MANIFOLD		
DWG. NO. 09170053	REV 01	SHEET 1 OF 1



PART OF OPW 

ITEM	PART #	DESCRIPTION
1	67702-S	BUSHING,3/8NPTx1/4NPT,SST
2	67011-4S	NIPPLE,1/4NPTxCLOSE,SC40,SST
3	67012-4S	NIPPLE,3/8NPTxCLOSE,SC40,SST
4	67110-4S	TEE,3/8NPT,PIPE,SC40,SST
5	24336-PB	TUBE-FTG,ELBOW,1/4Tx1/4NPT,PUSH,BRS
6	63135	VALVE,CHECK,1/4FNPT,1200PSI,BRS
7	03010076	VALVE,CHECK,1/4NPT,5PSI,SST
8	21131	VALVE,FLOW-CONTROL,90,1/4Tx1/4MPT



DETAIL A



DESCRIPTION:
LASERWASH EXTENDED-
SOLUTION WEEP MANIFOLD

PICTORIAL PARTS CATALOG - CONFIDENTIAL

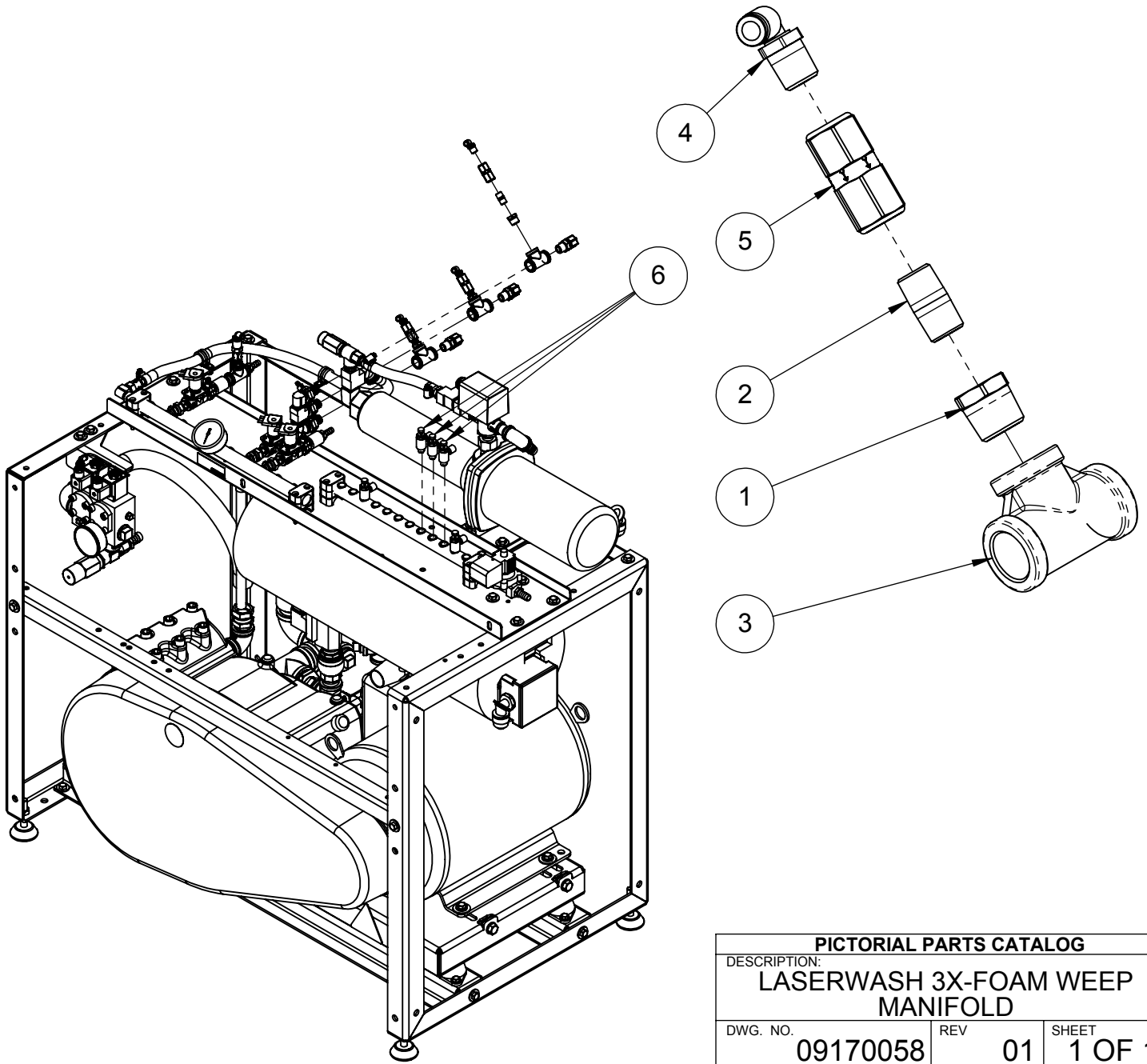
DWG. NO.

09170054

REV

00

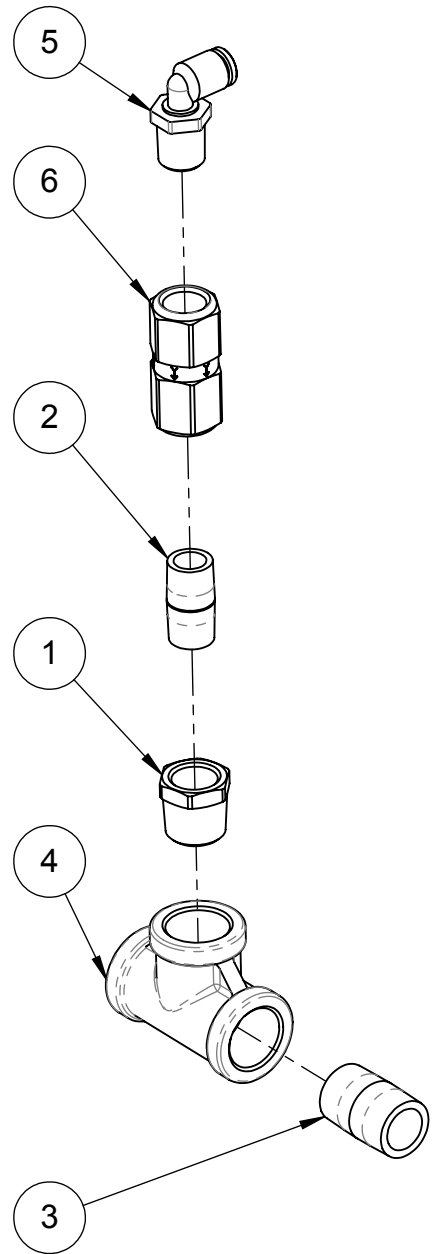
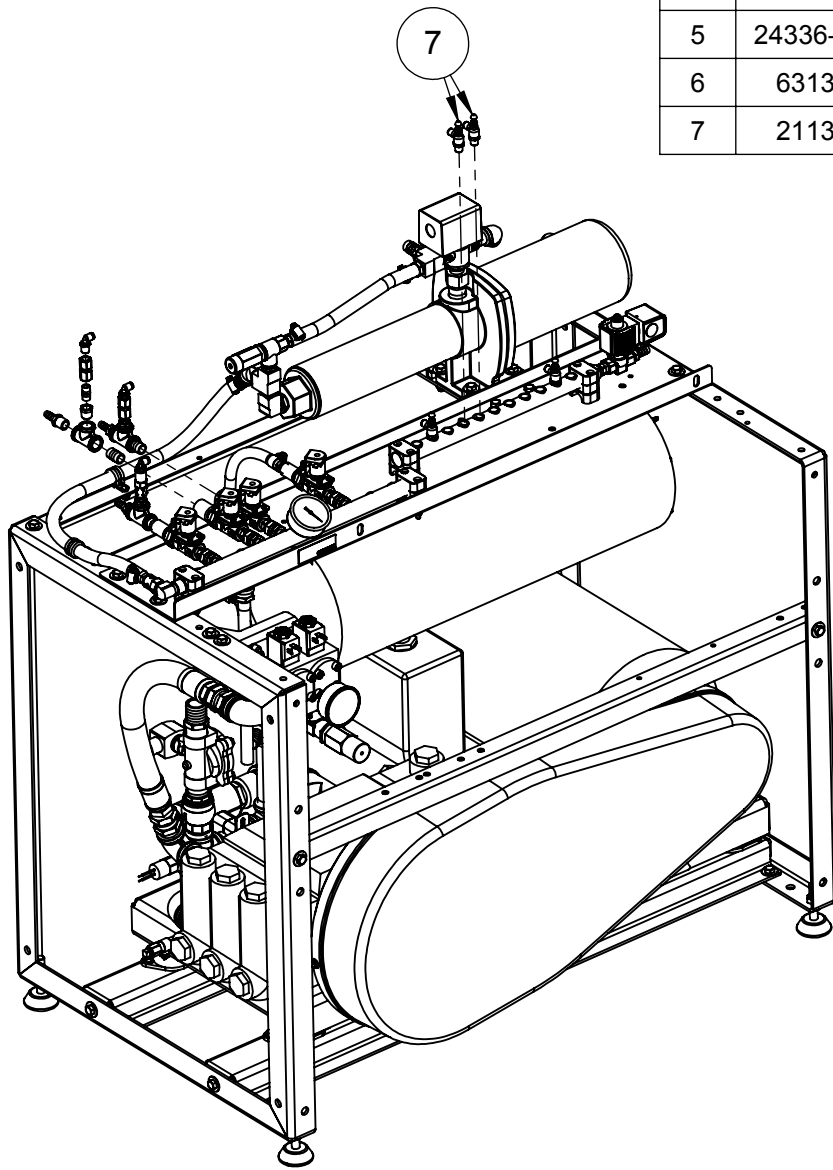
ITEM	PART #	DESCRIPTION
1	67702-S	BUSHING,3/8NPTx1/4NPT,SST
2	67011-4S	NIPPLE,1/4NPTxCLOSE,SC40,SST
3	67110-4B	TEE,3/8NPT,PIPE,SC40,BRS
4	24336-PB	TUBE-FTG,ELBOW,1/4Tx1/4NPT,PUSH,BRS
5	63135	VALVE,CHECK,1/4FNPT,1200PSI,BRS
6	21131	VALVE,FLOW-CONTROL,90,1/4Tx1/4MPT



PICTORIAL PARTS CATALOG		
DESCRIPTION: LASERWASH 3X-FOAM WEEP MANIFOLD		
DWG. NO. 09170058	REV 01	SHEET 1 OF 1



ITEM	PART #	DESCRIPTION
1	67702-S	BUSHING,3/8NPTx1/4NPT,SST
2	67011-4S	NIPPLE,1/4NPTxCLOSE,SC40,SST
3	67012-4S	NIPPLE,3/8NPTxCLOSE,SC40,SST
4	67110-4S	TEE,3/8NPT,PIPE,SC40,SST
5	24336-PB	TUBE-FTG,ELBOW,1/4Tx1/4NPT,PUSH,BRS
6	63135	VALVE,CHECK,1/4FNPT,1200PSI,BRS
7	21131	VALVE,FLOW-CONTROL,90,1/4Tx1/4MPT



Vehicle Wash Systems
A DOVER COMPANY

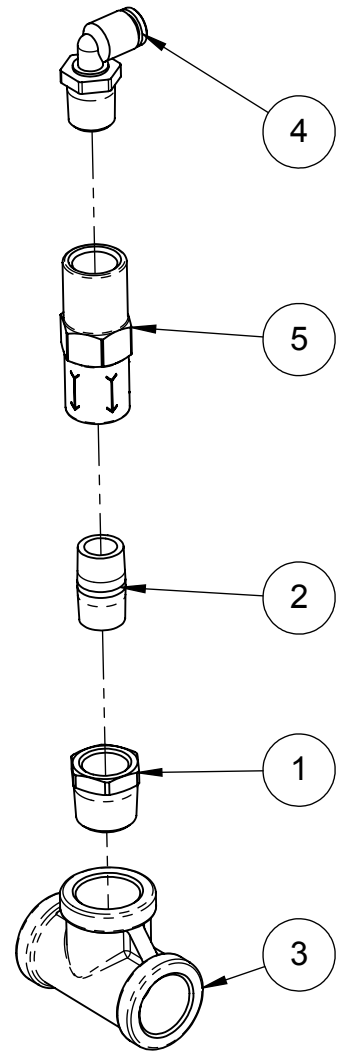
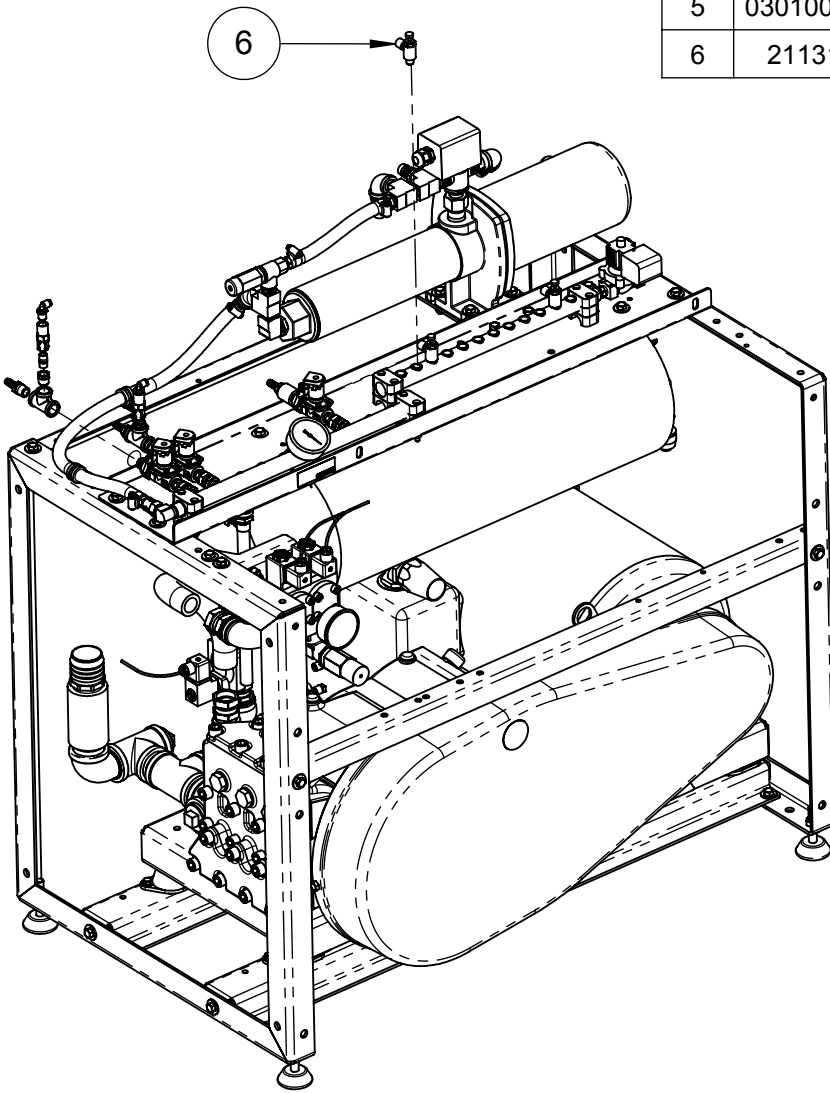
DESCRIPTION:
LASERWASH RI/SS WEEP
MANIFOLD

PICTORIAL PARTS CATALOG - CONFIDENTIAL

DWG. NO.
09170056

REV
00

ITEM	PART #	DESCRIPTION
1	67702-S	BUSHING,3/8NPTx1/4NPT,SST
2	67011-4S	NIPPLE,1/4NPTxCLOSE,SC40,SST
3	67110-4S	TEE,3/8NPT,PIPE,SC40,SST
4	24336-PB	TUBE-FTG,ELBOW,1/4Tx1/4NPT,PUSH,BRS
5	03010076	VALVE,CHECK,1/4NPT,5PSI,SST
6	21131	VALVE,FLOW-CONTROL,90,1/4Tx1/4MPT



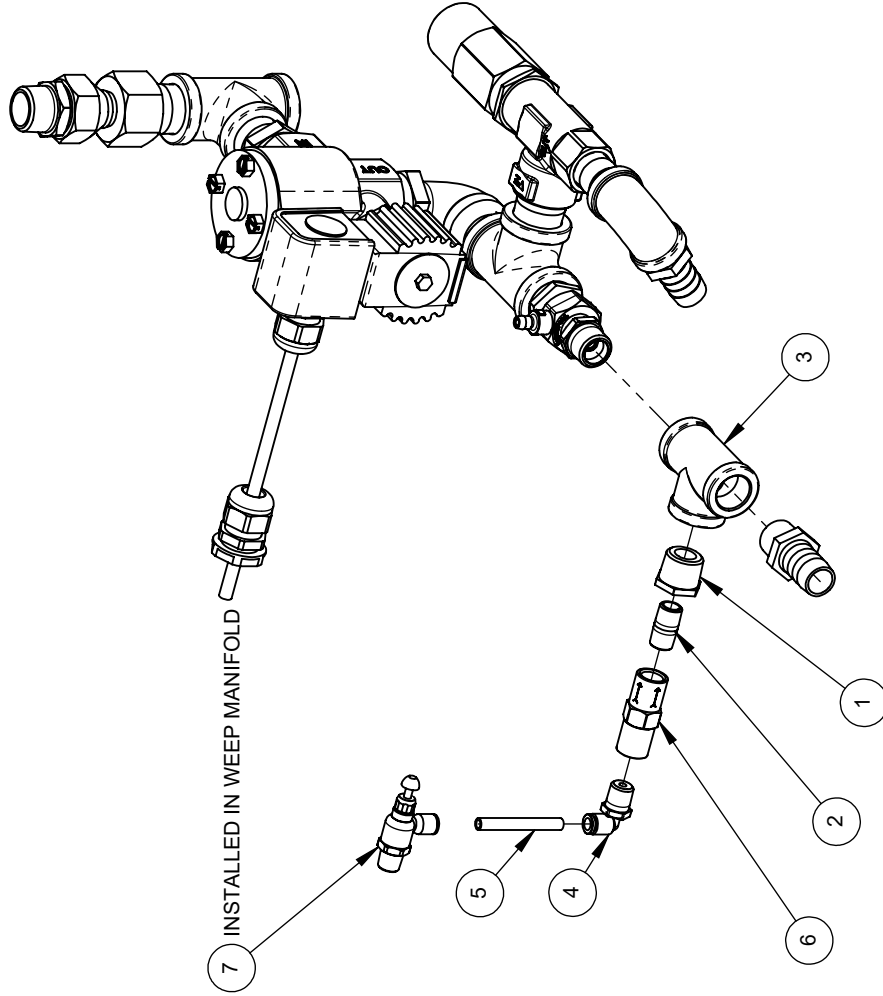
PICTORIAL PARTS CATALOG

DESCRIPTION:
**LASERWASH FRONT-PREP WEEP
 MANIFOLD**

DWG. NO.	REV	SHEET
09170055	01	1 OF 1



ITEM	PART #	DESCRIPTION
1	67704-B	BUSHING, 1/2NPTx1/4NPT, BR5
2	67011-4S	NIPPLE, 1/4NPTxCLOSE, SC40, SST
3	67115-4S	TEE, 1/2NPT, PIPE, SST
4	24336-PB	TUBE-FTG, ELBOW, 1/4Tx1/4NPT, PUSH, BR5
5	23965-NE	TUBING, .25x.04W, NAT-PE
6	03010076	VALVE, CHECK, 1/4NPT, 5PSI, SST
7	21131	VALVE, FLOW-CONTROL, 90, 1/4Tx1/4MPT

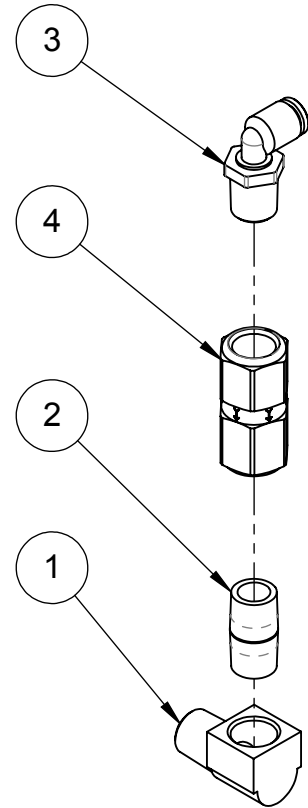
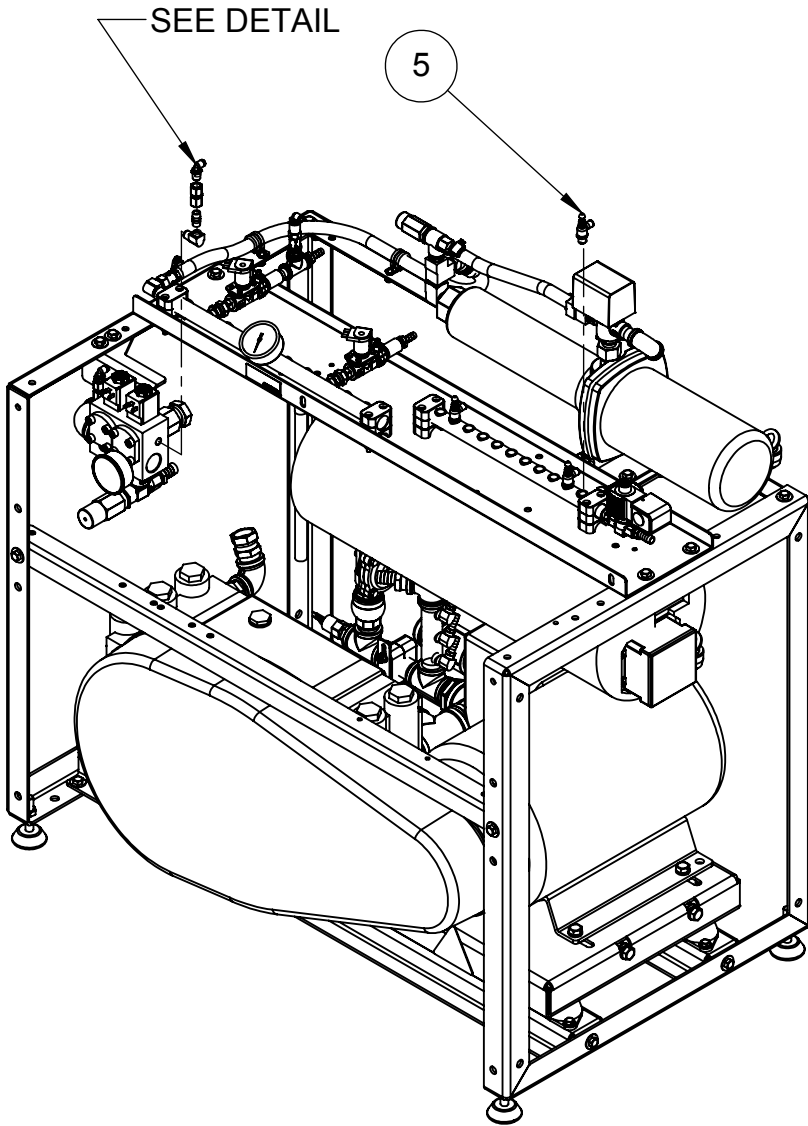


PICTORIAL PARTS CATALOG
 DESCRIPTION:
OVERGLOW WEEP ASSEMBLY

DWG. NO. 09171449 REV 00 SHEET 1 OF 1



ITEM	PART #	DESCRIPTION
1	67487-4B	ELBOW, STREET, 1/4NPT, 90DEG, SHORT, SC40, BRS
2	67011-4B	NIPPLE, 1/4NPTxCLOSE, SC40, BRS
3	24336-PB	TUBE-FTG, ELBOW, 1/4Tx1/4NPT, PUSH, BRS
4	63135	VALVE, CHECK, 1/4FNPT, 1200PSI, BRS
5	21131	VALVE, FLOW-CONTROL, 90, 1/4Tx1/4MPT



PDQ Vehicle Wash Systems
A DOVER COMPANY

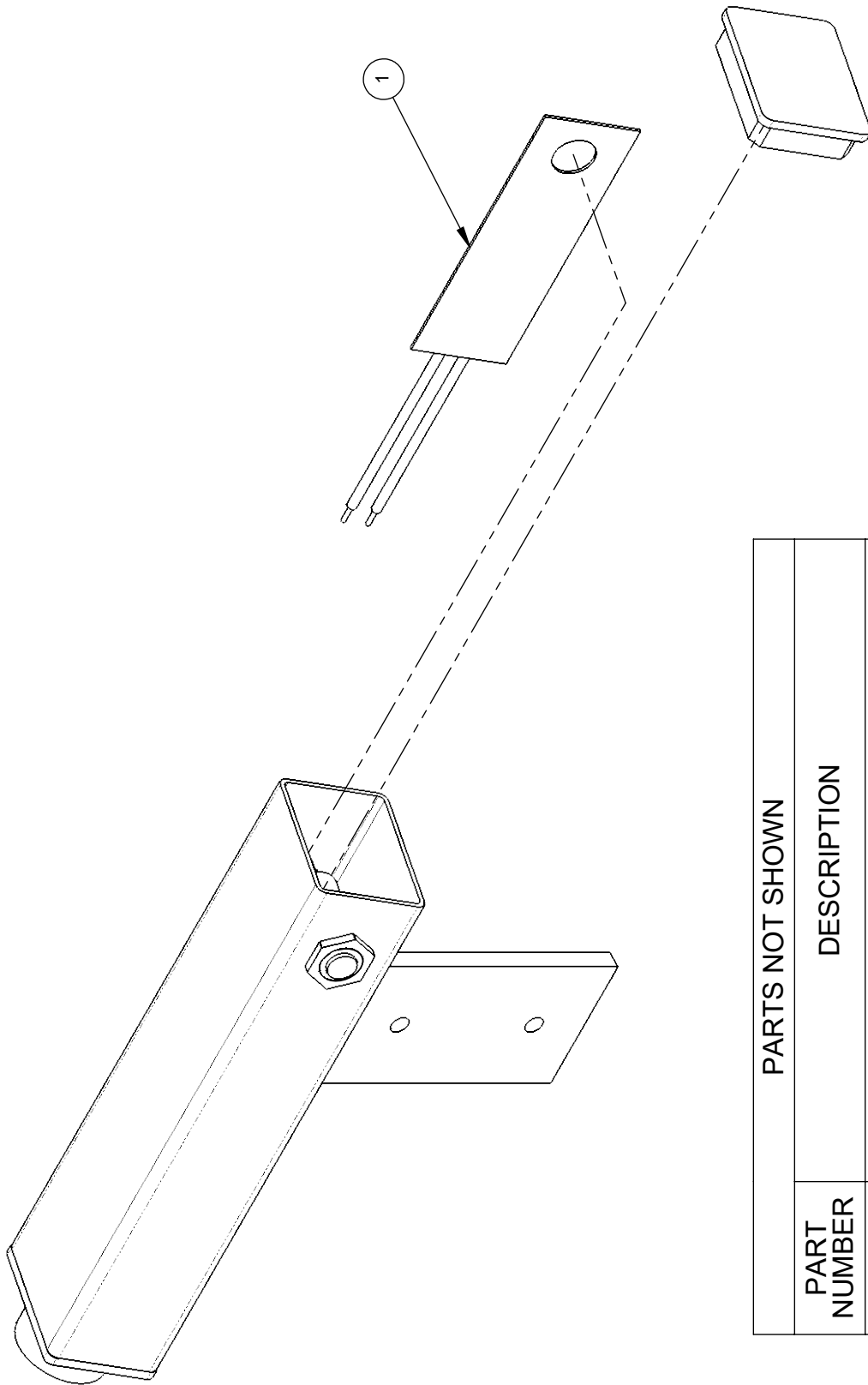
DESCRIPTION:
**LASERWASH UNDERBODY
WEEP MANIFOLD**

PICTORIAL PARTS CATALOG - CONFIDENTIAL

DWG. NO.
09170057

REV
00

ITEM	PART #	DESCRIPTION
1	M230002	HEATER,W/SUPPORT,20W,24VAC, U/C



PARTS NOT SHOWN	
PART NUMBER	DESCRIPTION
36800	JUMPER,INSULATED,GRAY
04080037	HARNES,CB-TO-CNTOR,UC-EYE-HEAT,G5
34574-NI	WIRE TERM BUTT CONN 16-14GA NYLON-INS

PICTORIAL PARTS CATALOG

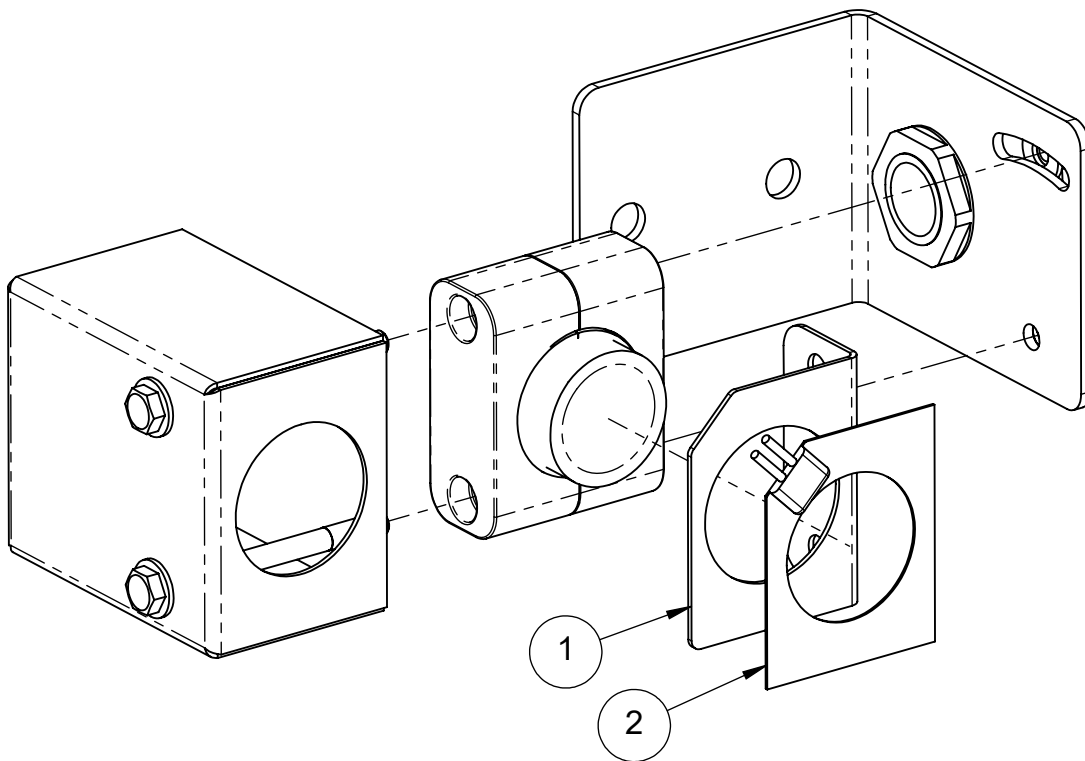
DESCRIPTION:
UNDERBODY PHOTOEYE HEAT

DWG. NO. 09100074 REV 00 SHEET 1 OF 1

PDQ
VEHICLE WASH SYSTEMS

PART OF OPW
A DOWER COMPANY

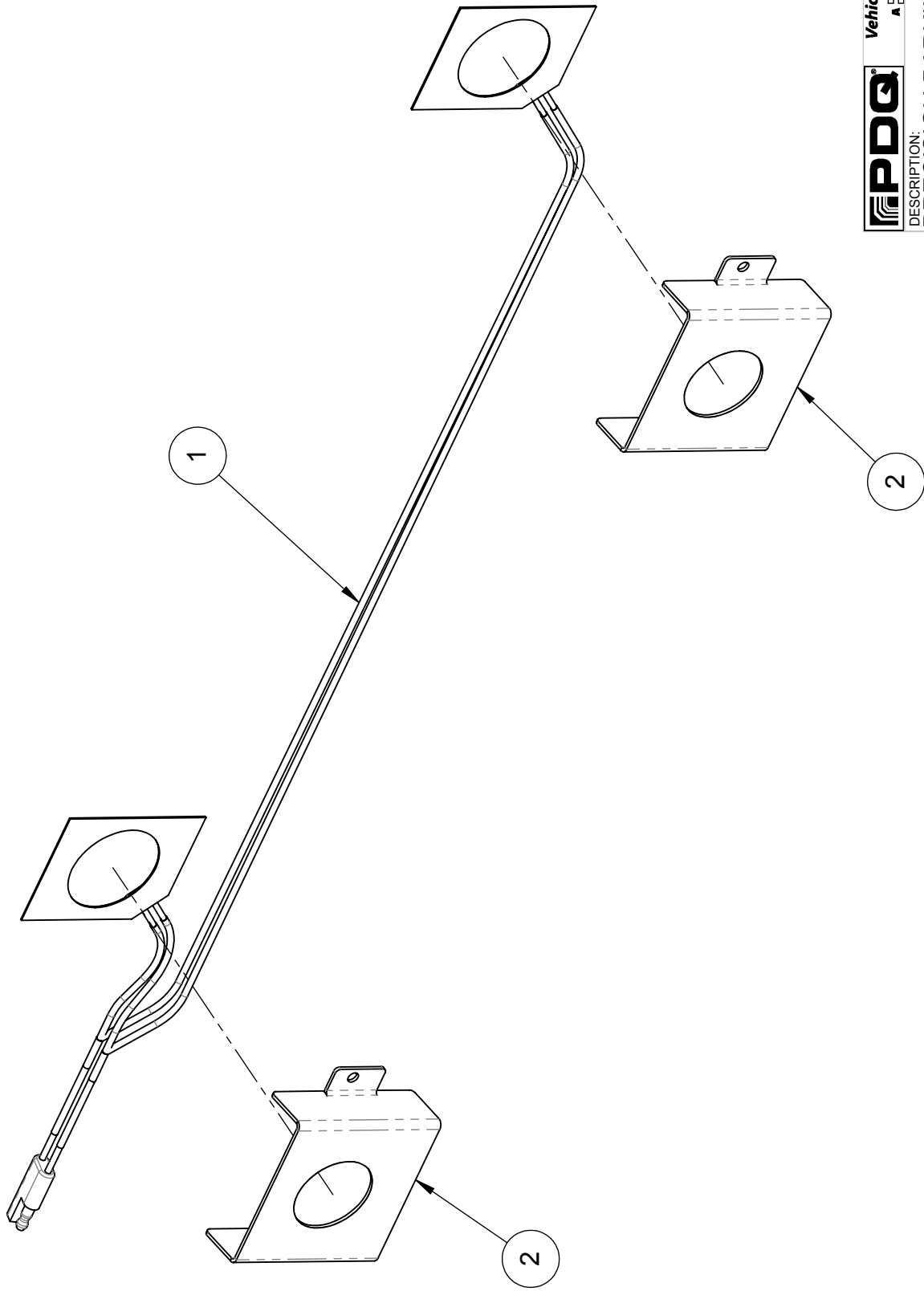
ITEM	PART #	DESCRIPTION
1	06140479	BRACKET,MOUNT,ULTRASONIC,HEAT,G5-S
2	04190024	HEATER,STRIP,20W,24VAC,42mmHOLE



PICTORIAL PARTS CATALOG		
DESCRIPTION: SENSOR FREEZE PROTECTION HEAT KIT		
DWG. NO. 09130020	REV 00	SHEET 1 OF 1



ITEM	PART #	DESCRIPTION
1	04080035	HARNESS, HEATER, VT, SENSOR, HEAT, 30MM
2	06050014	HOUSING, HEATER, VT-LOADING, LW4K



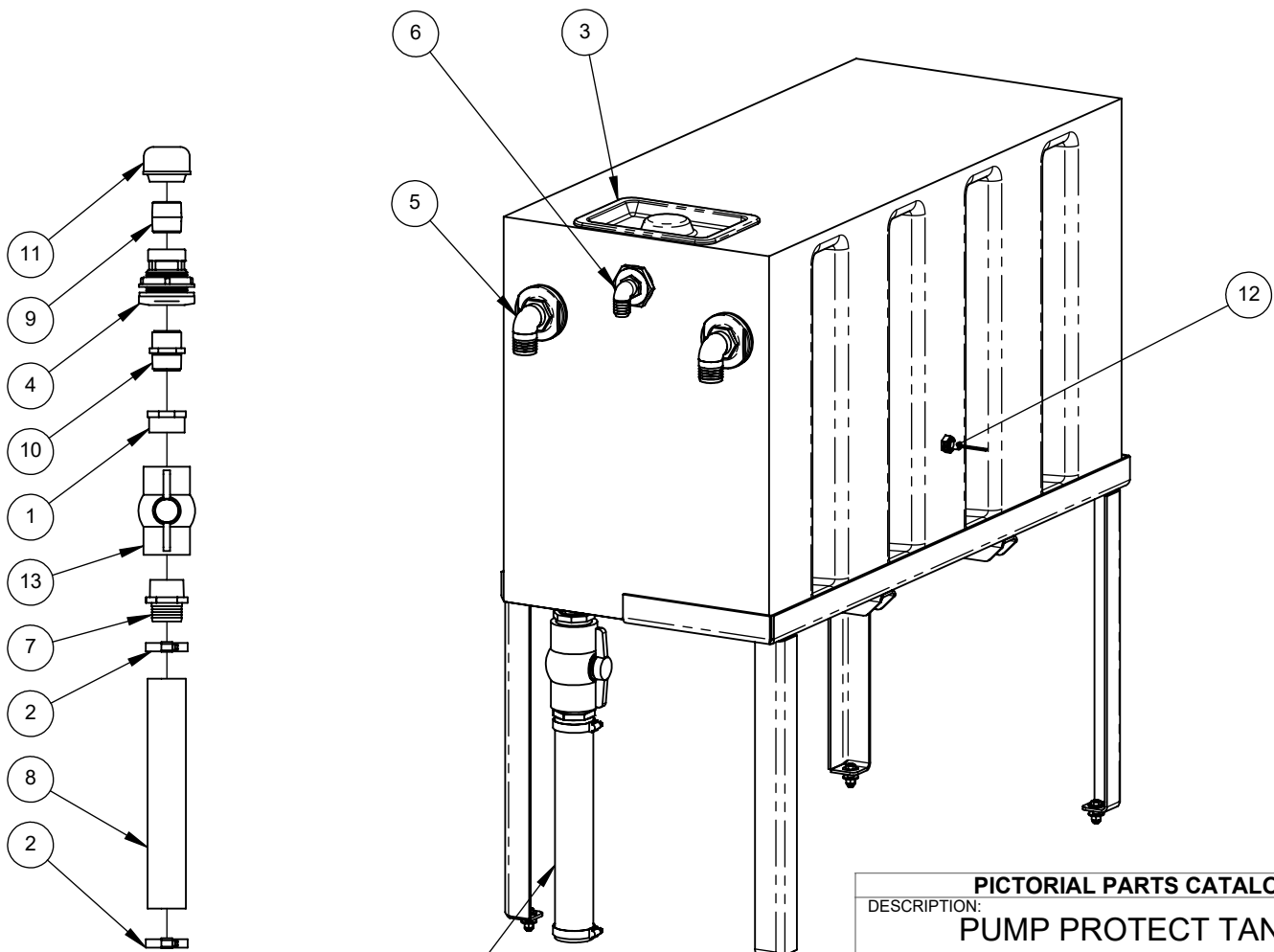
DESCRIPTION:
**PRECISION PARKING EYE
HEAT KIT**

PICTORIAL PARTS CATALOG - CONFIDENTIAL
DWG. NO
09130021
REV
00



Other Options

ITEM	PART #	DESCRIPTION
1	67736-4P	BUSHING,2NPTx1-1/2NPT,SC40,PVC
2	75109	CLAMP,HOSE,#36,2.00H,SST
3	M540045	COVER,MLD,6.00X9.00,BLK ABS
4	67690-TT	FITTING,BULKHEAD,1-1/2"NPT,PVC
5	68341-MHN	HOSE-BARB,1-1/2Hx1-1/2MNPT,90°,NYL
6	68329-MHN	HOSE-BARB,1Hx1MNPT,90°,NYL
7	68147-M4P	HOSE-BARB,2Hx2MNPT,SCH 40,PVC
8	03340105	HOSE,TANK,100-GALLON,2"x53",200PSI,LW
9	67017-8P	NIPPLE,1-1/2NPTxCLOSE,SC80,PVC
10	67069-4N	NIPPLE,HEX,1-1/2NPT,NYL
11	66101	STRAINER,WATER,1-1/2,SUCT,20 MESH,SST
12	31019	SWITCH,FLOAT,1/2NPT,BUNG,PP
13	03010158	VALVE,BALL,2NPT-BOTH-ENDS,SCH40,PVC



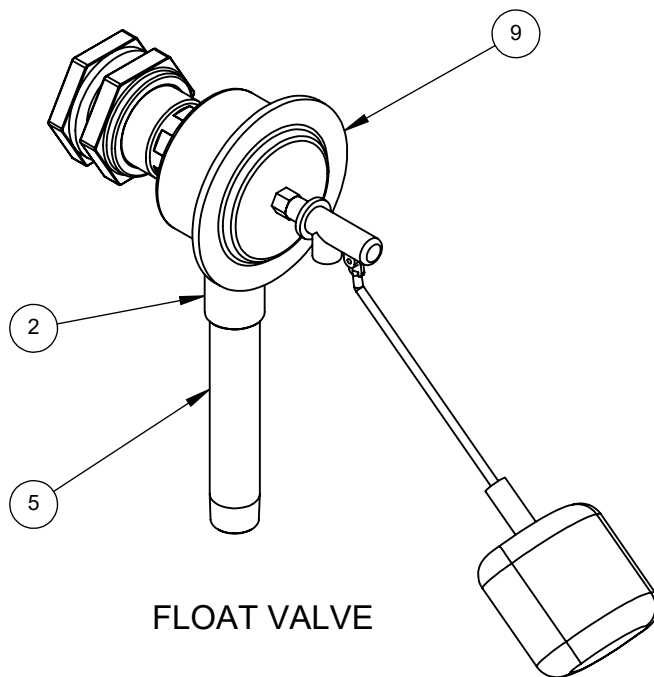
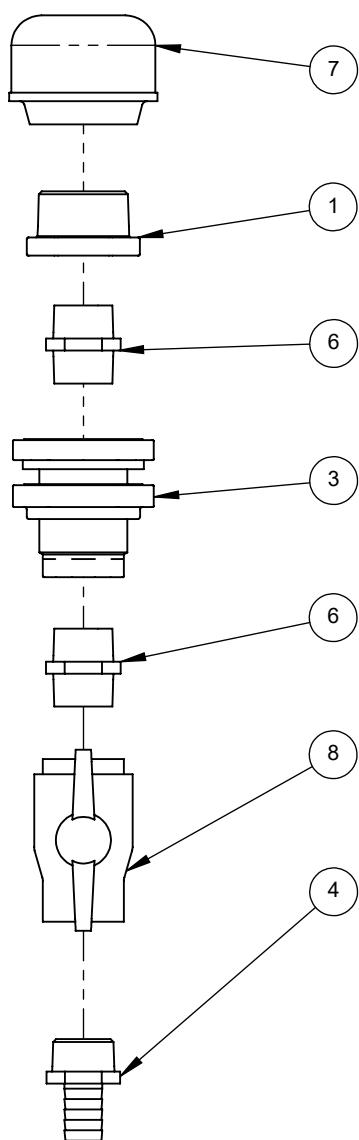
OUTLET PLUMBING

SEE OUTLET PLUMBING VIEW

PICTORIAL PARTS CATALOG		
DESCRIPTION: PUMP PROTECT TANK		
DWG. NO. 09220021	REV 07	SHEET 1 OF 2



ITEM	QTY.	QTY.	PART #	REV	DESCRIPTION
1	-	1	67725-N	00	BUSHING,1-1/2NPTx1NPT,NYL
2	1	-	03070044	00	COUPLING,3/4NPT,SCHED40,PVC
3	-	1	67688	00	FITTING,BULKHEAD,1"NPT,PVC
4	-	1	68124-MHN	00	HOSE-BARB,3/4Hx1MNPT,NYL
5	1	-	67014-I8P	00	NIPPLE,3/4NPTx6.00,SC80,PVC
6	-	2	67063-4N	00	NIPPLE,HEX,1NPT,NYL
7	-	1	66101	00	STRAINER,WATER,1-1/2,SUCT,20 MESH,SST
8	-	1	63200	00	VALVE,BALL,1FPT,PVC
9	1	-	63274	00	VALVE,FLOAT,1",DIAPHRAGM,90 DEG



FLOAT VALVE

PARTS INCLUDED FOR LOW
PRESSURE PUMP FEED
(MOUNTING HOLE IN TANK
MUST BE DRILLED ON SITE)

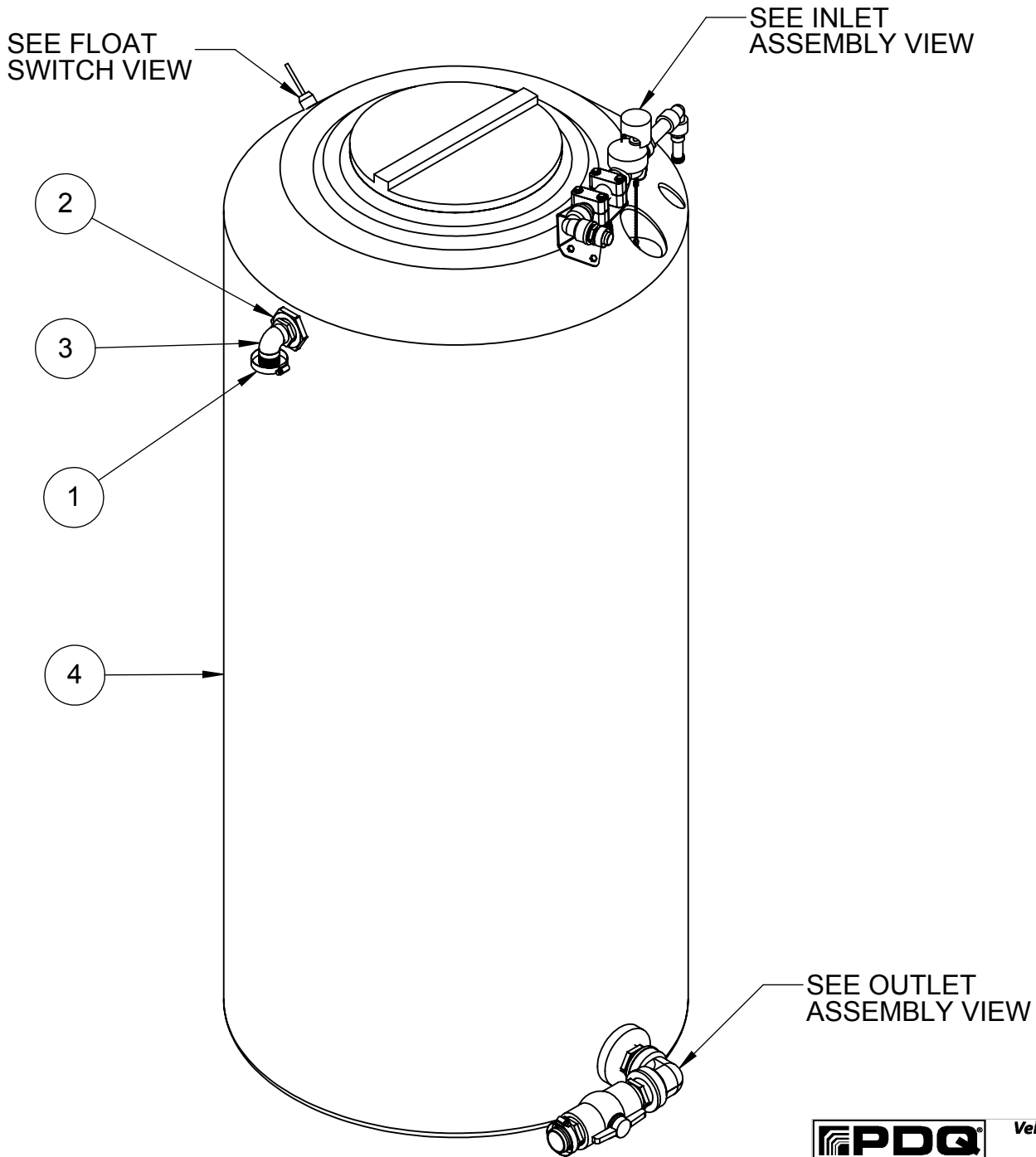
PICTORIAL PARTS CATALOG		
DESCRIPTION: PUMP PROTECT TANK		
DWG. NO. 09220021	REV 07	SHEET 2 OF 2



PART OF OPW

A DOVER COMPANY

ITEM	QTY.	PART #	DESCRIPTION
1	1	75109	CLAMP,HOSE,#36,2.00H,SST
2	1	67690-TT	FITTING,BULKHEAD,1-1/2"NPT,PVC
3	1	68341-MHN	HOSE-BARB,1-1/2Hx1-1/2MNPT,90°,NYL
4	1	03390010	TANK,300GAL,35"DIAx81"TALL,16"COVER,PLST



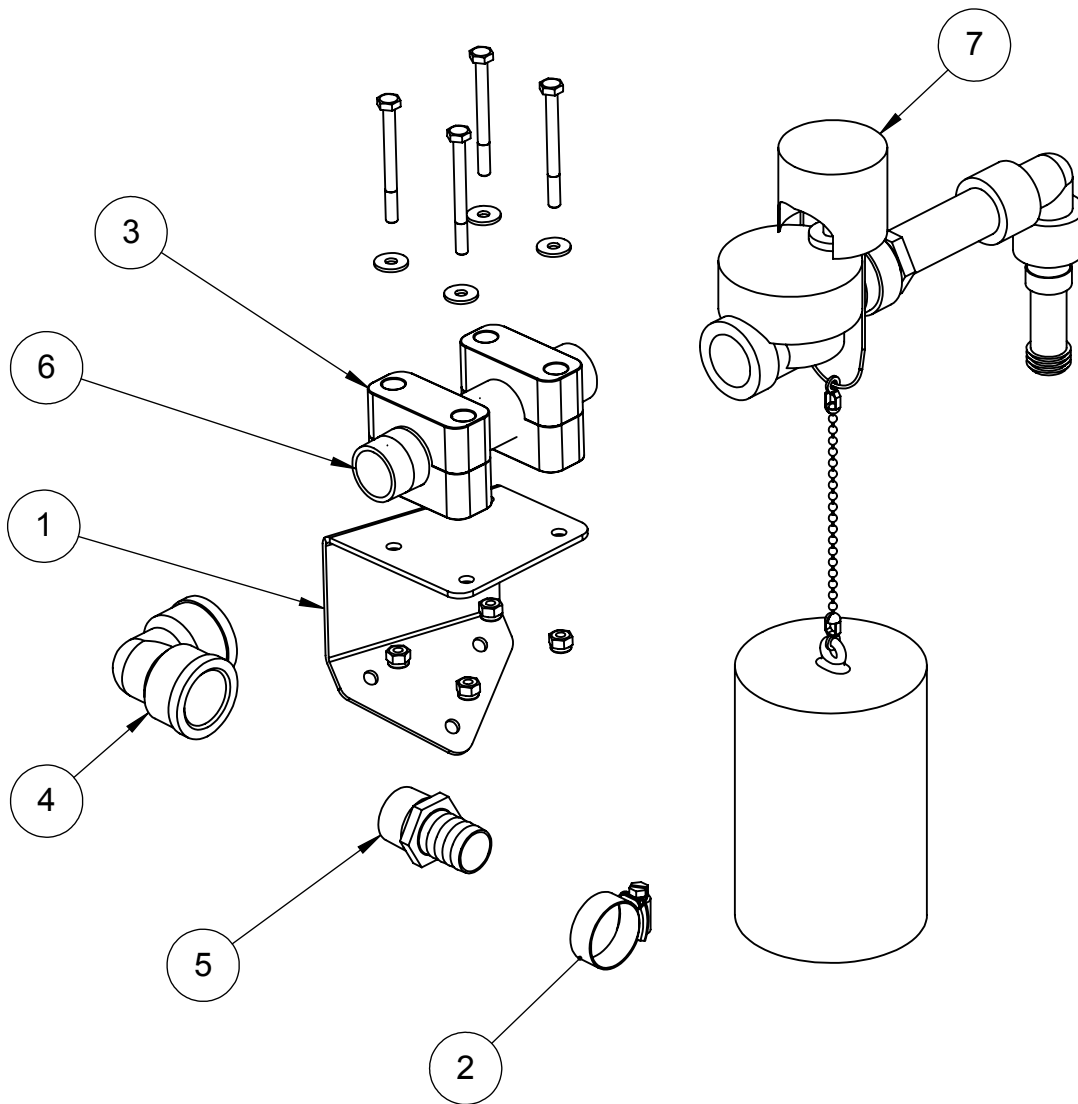
PDQ Vehicle Wash Systems
A DOVER COMPANY

DESCRIPTION:
300 GAL TANK WITH VALVE & FITTINGS

PICTORIAL PARTS CATALOG - CONFIDENTIAL

DWG. NO. 09220022 REV 05

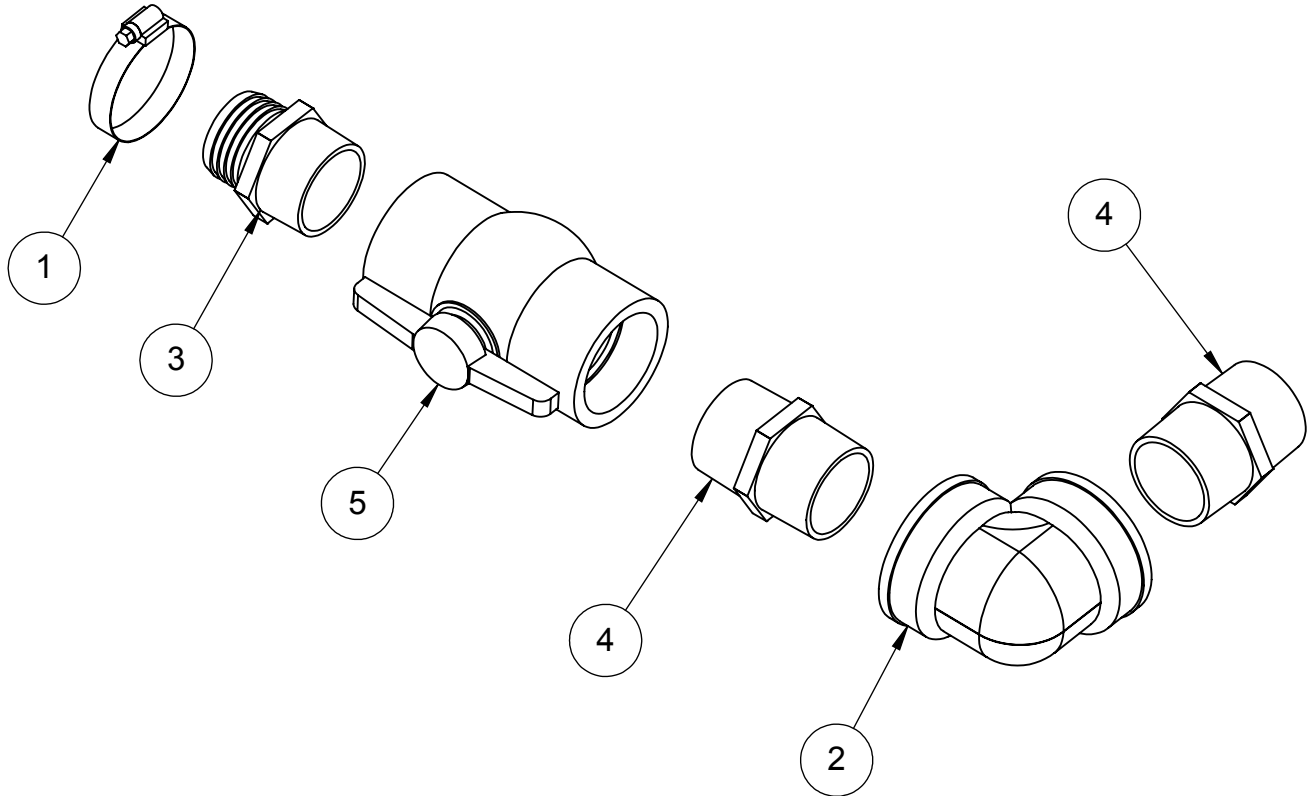
ITEM	PART #	DESCRIPTION
1	06140982	BRACKET, VALVE-MNT, 300GAL-TANK-OPTION, SST
2	75104	CLAMP, HOSE, #16, 1.00H, SST
3	75025	CLAMP, PIPE, 1.00, PP, STANDARD
4	67410-4N	ELBOW, 1NPT, 90DEG, SC40, NYL
5	68129-MHN	HOSE-BARB, 1Hx1MNPT, NYL
6	67015-J4S	NIPPLE, 1NPTx6.00, SC40, SST
7	03010023	VALVE, FLOAT, 1FNPT, 44GPM-573



INLET ASSEMBLY

PDQ	Vehicle Wash Systems A DOVER COMPANY
DESCRIPTION: 300 GAL TANK WITH VALVE & FITTINGS	
PICTORIAL PARTS CATALOG - CONFIDENTIAL	
DWG. NO. 09220022	REV 05

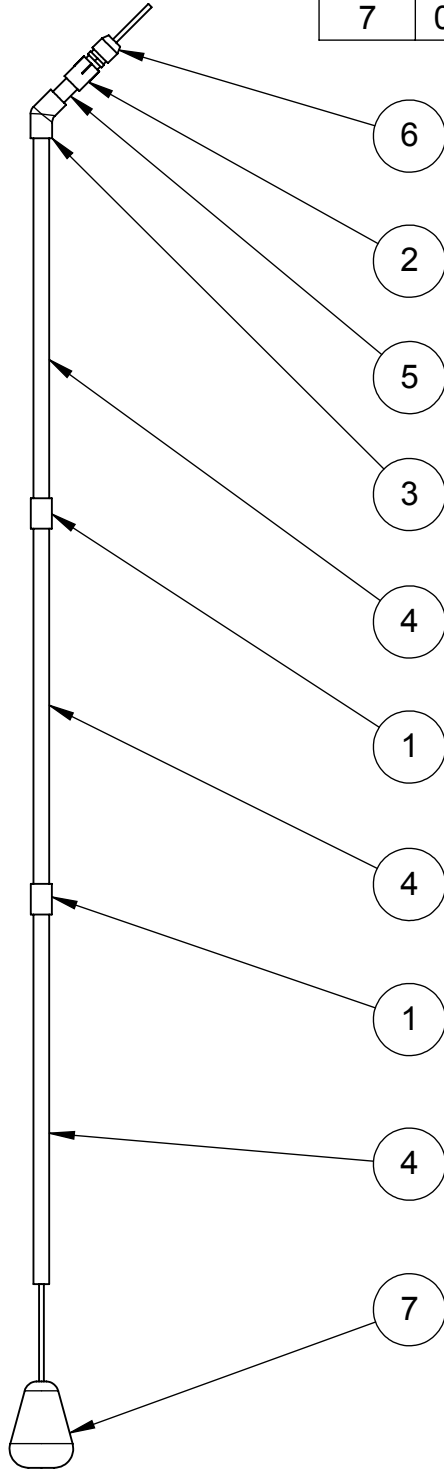
ITEM	PART #	DESCRIPTION
1	75109	CLAMP,HOSE,#36,2.00H,SST
2	03040044	ELBOW,2NPT,90-DEGREE,NYLON
3	68147-M4P	HOSE-BARB,2Hx2MNPT,SCH 40,PVC
4	67072-4N	NIPPLE,HEX,2NPT,NYL
5	03010158	VALVE,BALL,2NPT-BOTH-ENDS,SCH40,PVC




OUTLET ASSEMBLY

	Vehicle Wash Systems <small>A DOVER COMPANY</small>
	DESCRIPTION: 300 GAL TANK WITH VALVE & FITTINGS
PICTORIAL PARTS CATALOG - CONFIDENTIAL	
DWG. NO. 09220022	REV 05

ITEM	PART #	DESCRIPTION
1	03070047	COUPLING, 1/2", SxS, SCH40, PVC
2	03070046	COUPLING, 1/2FNPTx1/2SKT, SCH40, PVC
3	03070048	ELBOW, 1/2", 45DEG, SLIPxSLIP, SCH40, PVC
4	03270020	PIPE, 1/2IPS, SC40, 19.875", PVC
5	03270066	PIPE, 1/2IPS, SCH40, 2.00", PVC
6	36415	STRAIN RELIEF 1/2 .31-.56"CORD, PLASTIC
7	04040034	SWITCH, FLOAT, TANK, LOW, LEVEL



FLOAT SWITCH
ASSEMBLY



DESCRIPTION:
300 GAL TANK WITH VALVE &
FITTINGS

PICTORIAL PARTS CATALOG - CONFIDENTIAL

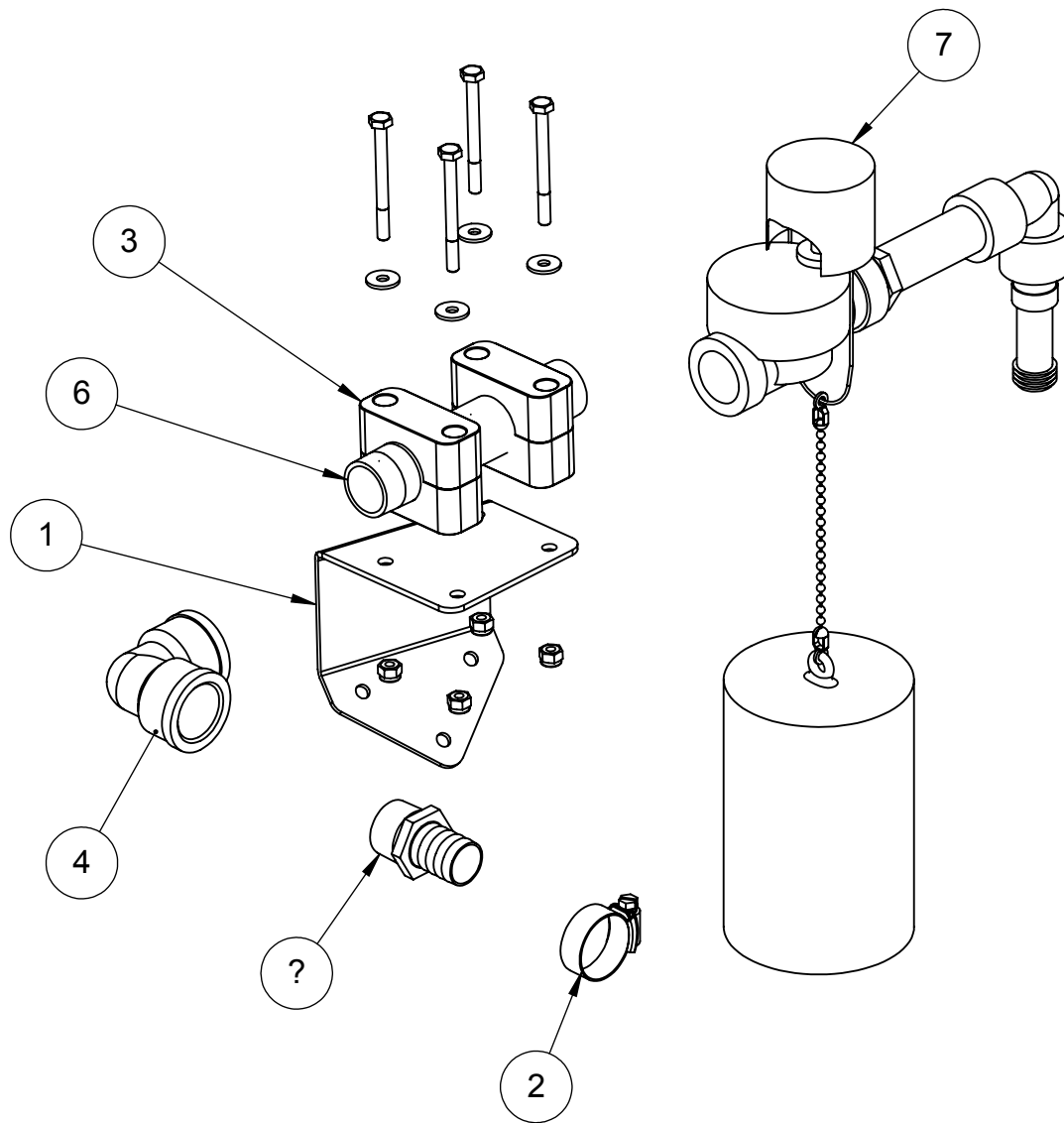
DWG. NO.

09220022

REV

05

ITEM	QTY.	PART #	DESCRIPTION
1	1	06140982	BRACKET,VALVE-MNT,300GAL-TANK-OPTION,SST
2	1	75104	CLAMP,HOSE,#16,1.00H,SST
3	2	75025	CLAMP,PIPE,1.00,PP,STANDARD
4	1	67410-4N	ELBOW,1NPT,90DEG,SC40,NYL
5	1	68129-MHN	HOSE-BARB,1Hx1MNPT,NYL
6	1	67015-J4S	NIPPLE,1NPTx6.00,SC40,SST
7	1	03010023	VALVE, FLOAT,1FNPT,44GPM-573



INLET ASSEMBLY

PDQ Vehicle Wash Systems
A DOVER COMPANY

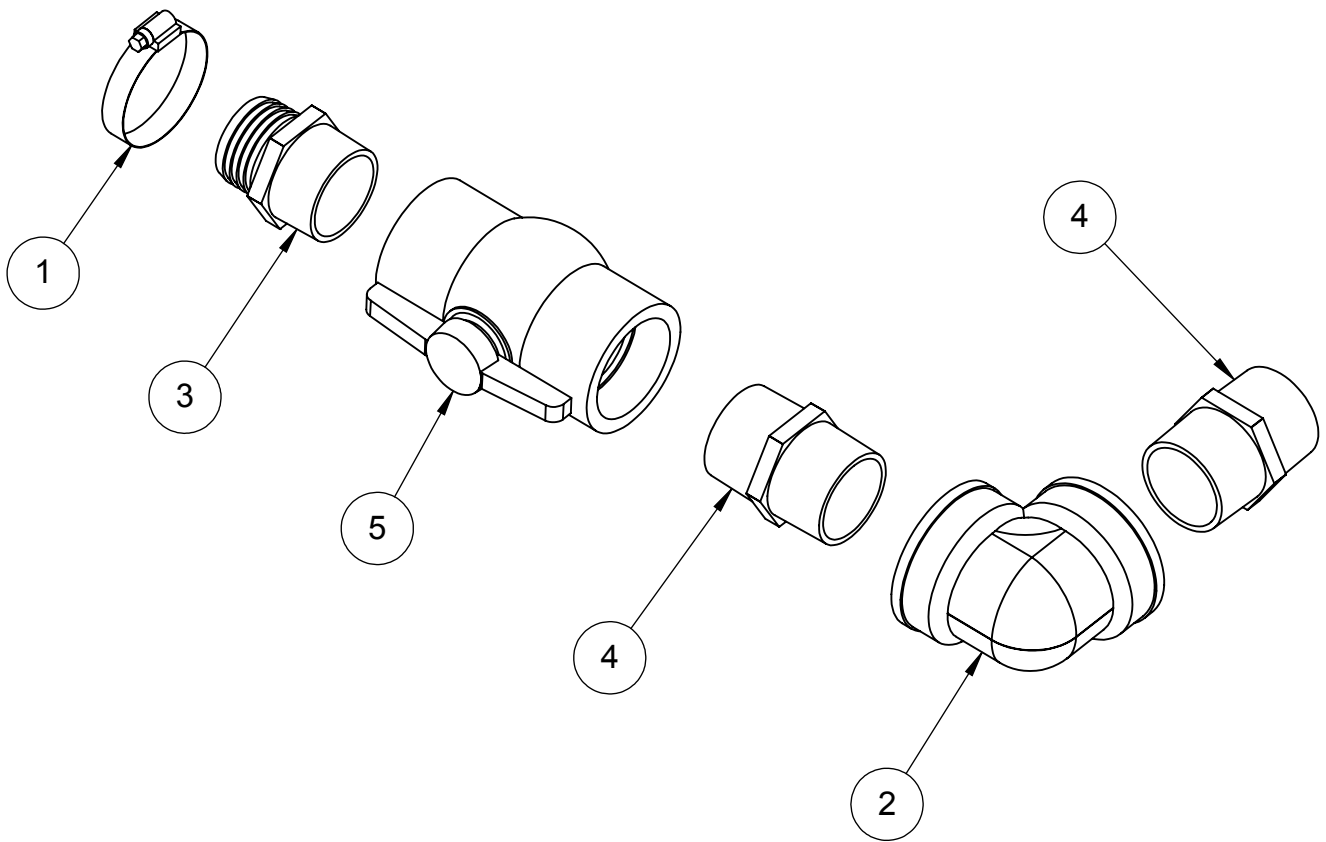
DESCRIPTION:
TANK INSTALLATION KIT

PICTORIAL PARTS CATALOG - CONFIDENTIAL

DWG. NO.
09220023

REV
05

ITEM	QTY.	PART #	DESCRIPTION
1	1	75109	CLAMP,HOSE,#36,2.00H,SST
2	1	03040044	ELBOW,2NPT,90-DEGREE,NYLON
3	1	68147-M4P	HOSE-BARB,2Hx2MNPT,SCH 40,PVC
4	2	67072-4N	NIPPLE,HEX,2NPT,NYL
5	1	03010158	VALVE,BALL,2NPT-BOTH-ENDS,SCH40,PVC



OUTLET ASSEMBLY

PDQ Vehicle Wash Systems
A DOVER COMPANY

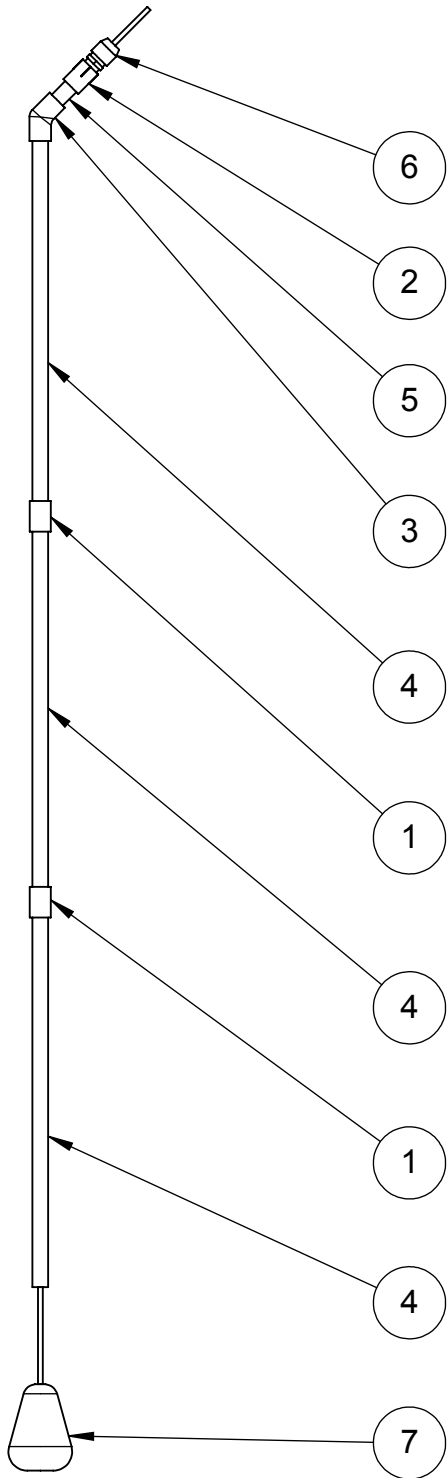
DESCRIPTION:
TANK INSTALLATION KIT

PICTORIAL PARTS CATALOG - CONFIDENTIAL

DWG. NO.
09220023

REV
05

ITEM	QTY.	PART #	DESCRIPTION
1	2	03070047	COUPLING, 1/2", SxS, SCH40, PVC
2	1	03070046	COUPLING, 1/2FNPTx1/2SKT, SCH40, PVC
3	1	03070048	ELBOW, 1/2", 45DEG, SLIPxSLIP, SCH40, PVC
4	3	03270020	PIPE, 1/2IPS, SC40, 19.875", PVC
5	1	03270066	PIPE, 1/2IPS, SCH40, 2.00", PVC
6	1	36415	STRAIN RELIEF 1/2 .31-.56"CORD, PLASTIC
7	1	04040034	SWITCH, FLOAT, TANK, LOW, LEVEL



FLOAT SWITCH ASSEMBLY

PDQ Vehicle Wash Systems
A DOVER COMPANY

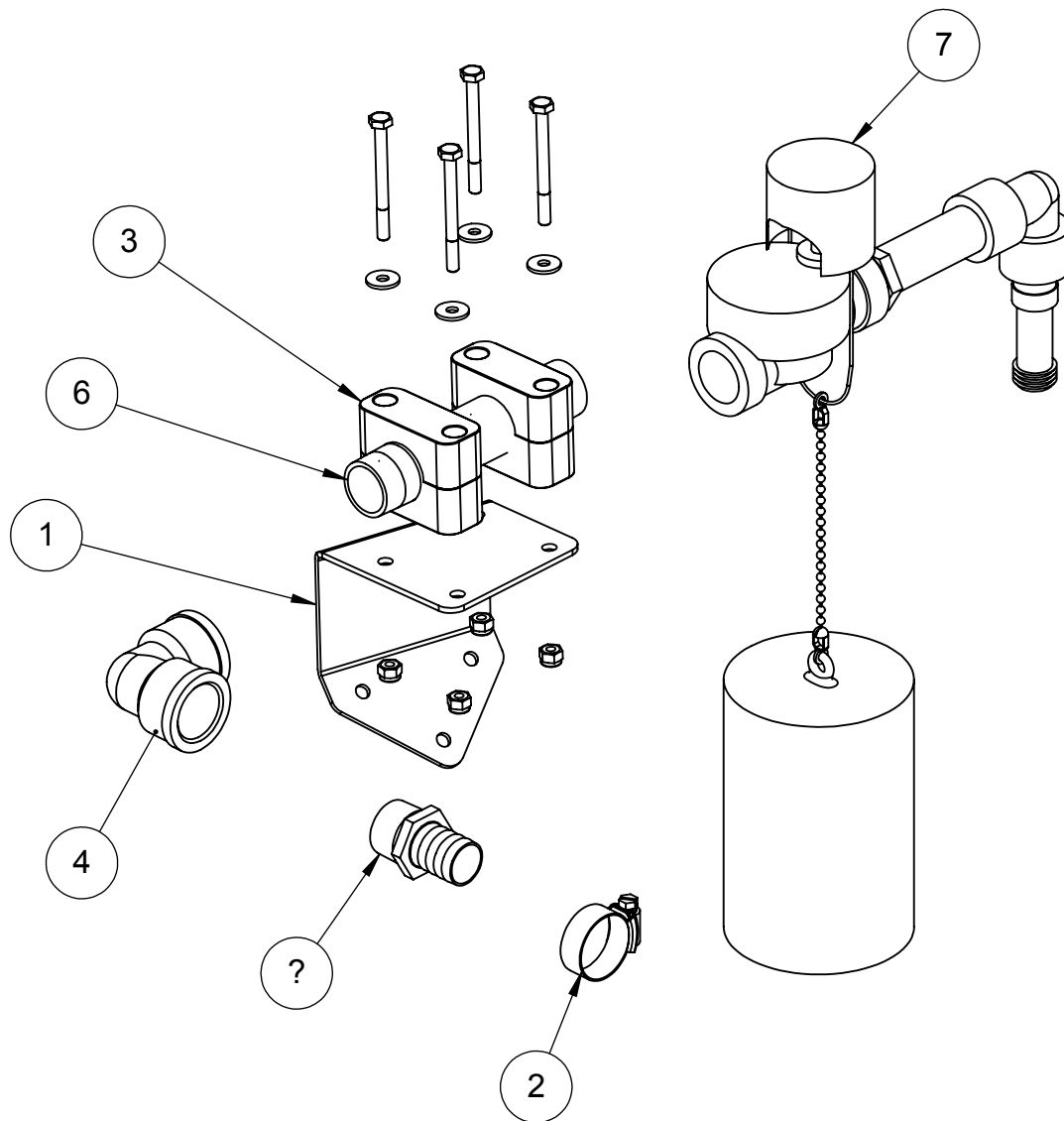
DESCRIPTION:
TANK INSTALLATION KIT

PICTORIAL PARTS CATALOG - CONFIDENTIAL

DWG. NO.
09220023

REV
05

ITEM	QTY.	PART #	DESCRIPTION
1	1	06140982	BRACKET, VALVE-MNT, 300GAL-TANK-OPTION, SST
2	1	75104	CLAMP, HOSE, #16, 1.00H, SST
3	2	75025	CLAMP, PIPE, 1.00, PP, STANDARD
4	1	67410-4N	ELBOW, 1NPT, 90DEG, SC40, NYL
5	1	68129-MHN	HOSE-BARB, 1Hx1MNPT, NYL
6	1	67015-J4S	NIPPLE, 1NPTx6.00, SC40, SST
7	1	03010023	VALVE, FLOAT, 1FNPT, 44GPM-573



INLET ASSEMBLY

PDQ Vehicle Wash Systems
A DOVER COMPANY

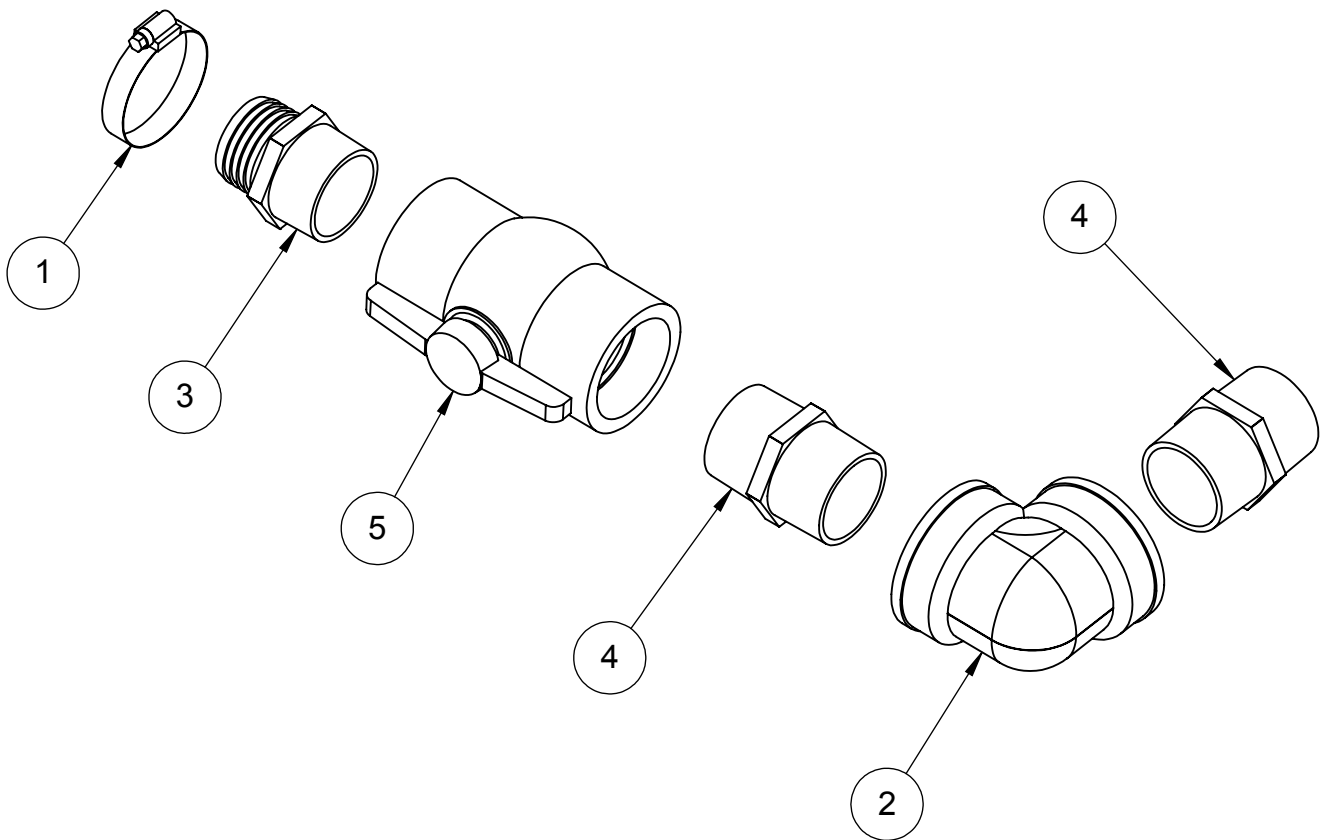
DESCRIPTION:
TANK INSTALLATION KIT

PICTORIAL PARTS CATALOG - CONFIDENTIAL

DWG. NO.
09220023

REV
05

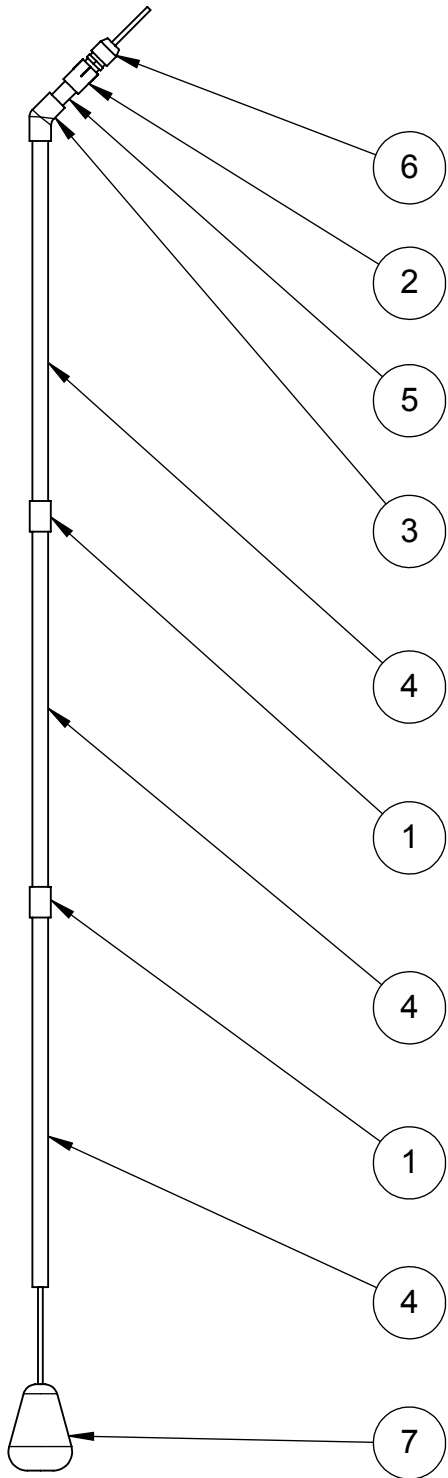
ITEM	QTY.	PART #	DESCRIPTION
1	1	75109	CLAMP,HOSE,#36,2.00H,SST
2	1	03040044	ELBOW,2NPT,90-DEGREE,NYLON
3	1	68147-M4P	HOSE-BARB,2Hx1-1/2MPT,PVC
4	2	67072-4N	NIPPLE,HEX,2NPT,NYL
5	1	03010158	VALVE,BALL,2NPT-BOTH-ENDS,SCH40,PVC



OUTLET ASSEMBLY

	Vehicle Wash Systems <small>A DOVER COMPANY</small>	
	DESCRIPTION: TANK INSTALLATION KIT	
PICTORIAL PARTS CATALOG - CONFIDENTIAL		
DWG. NO. 09220023	REV 05	

ITEM	QTY.	PART #	DESCRIPTION
1	2	03070047	COUPLING, 1/2", SxS, SCH40, PVC
2	1	03070046	COUPLING, 1/2FNPTx1/2SKT, SCH40, PVC
3	1	03070048	ELBOW, 1/2", 45DEG, SLIPxSLIP, SCH40, PVC
4	3	03270020	PIPE, 1/2IPS, SC40, 19.875", PVC
5	1	03270066	PIPE, 1/2IPS, SCH40, 2.00", PVC
6	1	36415	STRAIN RELIEF 1/2 .31-.56"CORD, PLASTIC
7	1	04040034	SWITCH, FLOAT, TANK, LOW, LEVEL



FLOAT SWITCH ASSEMBLY



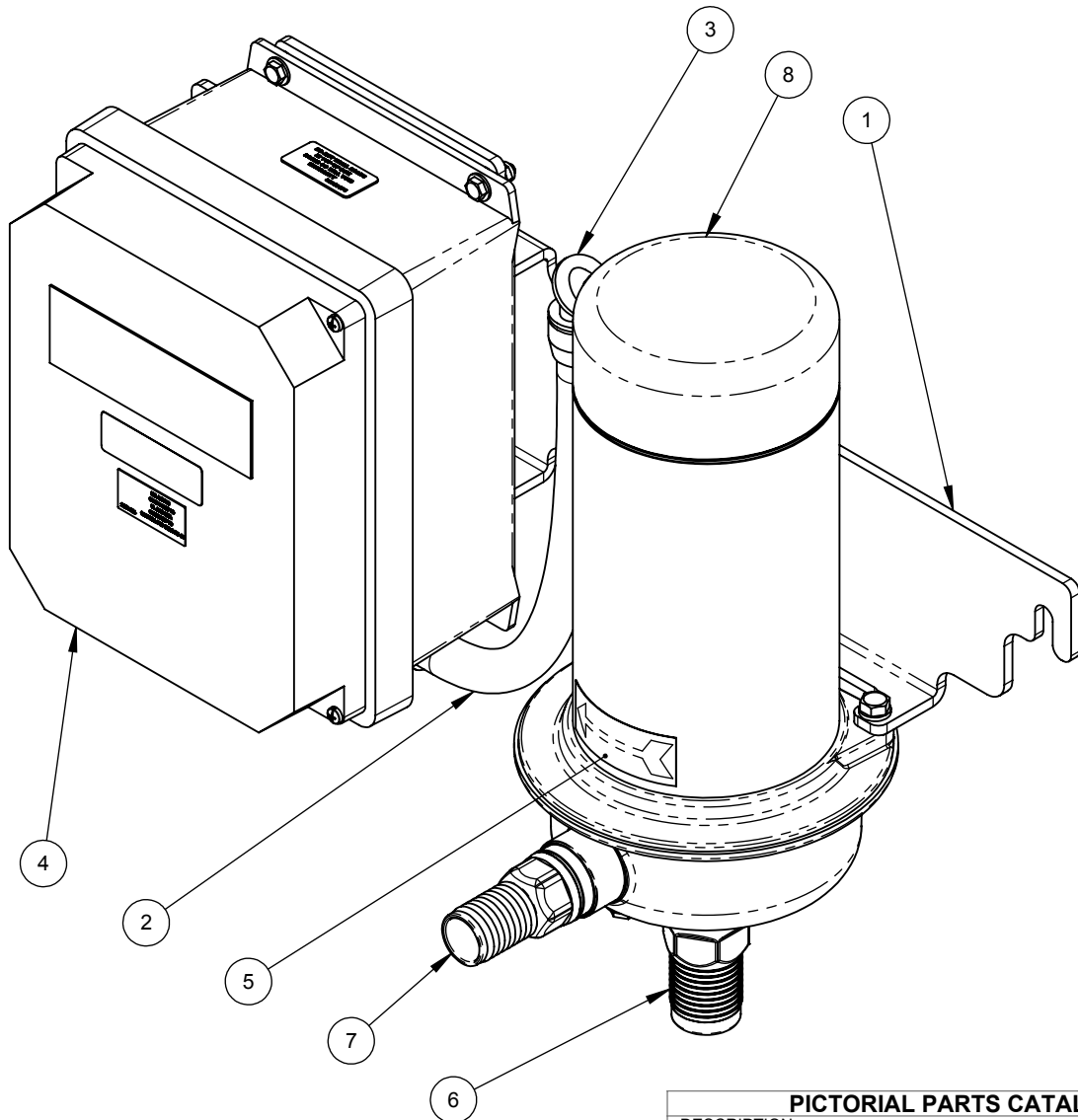
DESCRIPTION:
TANK INSTALLATION KIT

PICTORIAL PARTS CATALOG - CONFIDENTIAL

DWG. NO.
09220023

REV
05

ITEM	PART #	REV	DESCRIPTION
1	06140936	01	BRACKET,BOOSTER-PUMP-ASSY,SST
2	36005	00	CONDUIT,FLEXIBLE,1/2,300V,NON-METALLIC
3	36084	00	CONNECTOR,CONDUIT,1/2,ADJUSTABLE,PVC
4	11010184	05	CONTROL-BOX,PUMP,BOOSTER,208-230V,60HZ
5	84070	00	DECAL,DIRECTION-ARROW,"ROTATION"
6	03310040	00	HOSE-BARB,1-1/2Hx1-1/2MNPT,316SST
7	03310041	00	HOSE-BARB,1-1/4Hx1-1/4MNPT,316SST
8	03180046	00	PUMP,BERKELEY,CENTRIFUGAL,2HP,3PH,60HZ



ASSEMBLY	VOLTAGE	CONTROL BOX	MOTOR WIRED
09070145	208-230	11010184	LOW VOLTAGE
09070157	460	11010200	HIGH VOLTAGE

PICTORIAL PARTS CATALOG

DESCRIPTION:
BOOSTER PUMP ASSEMBLY

DWG. NO.	REV	SHEET
09070145	04	1 OF 1

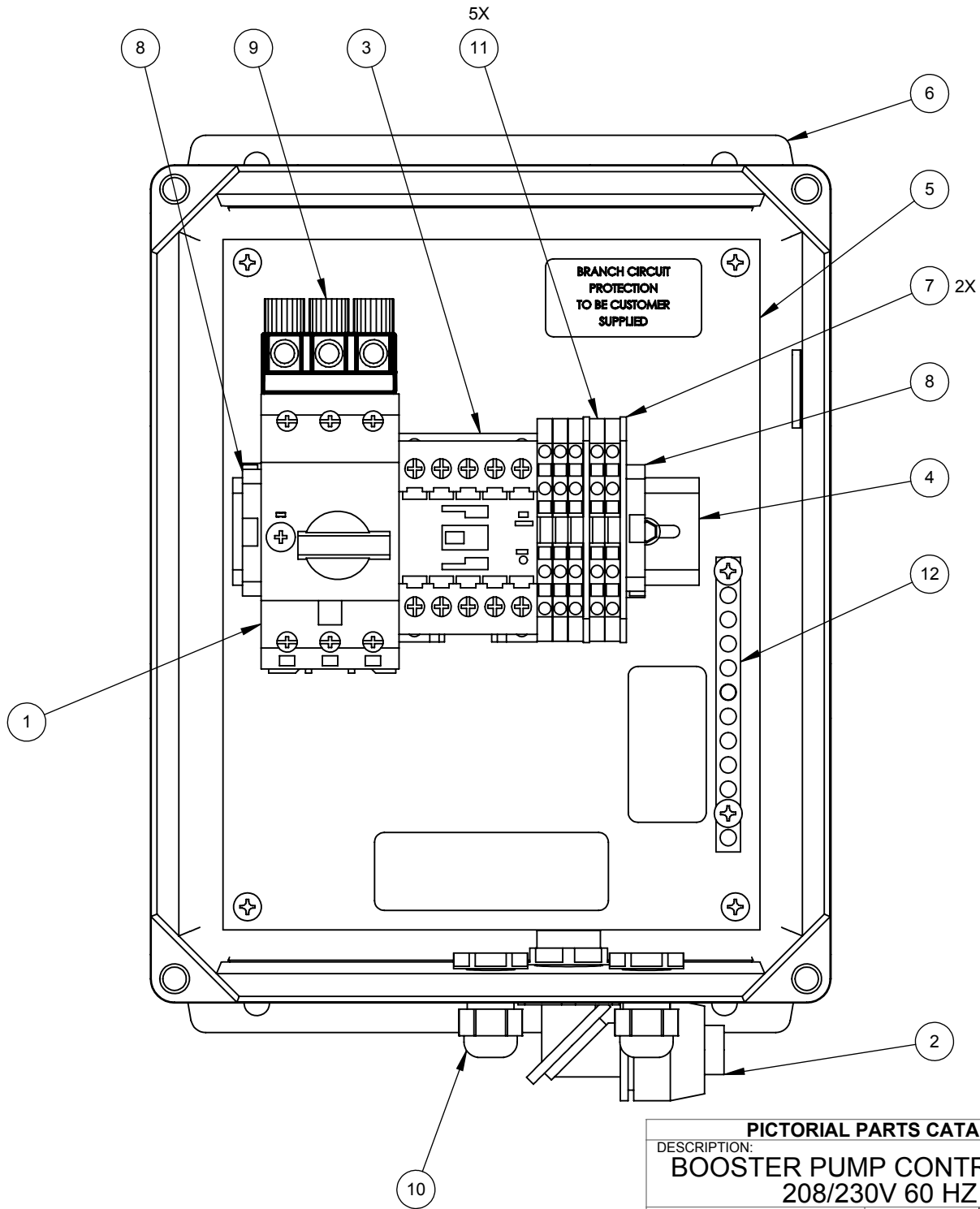
PDQ
VEHICLE WASH SYSTEMS

PART OF OPW DOVER COMPANY

CONFIDENTIAL

ITEM	PART #	DESCRIPTION
1	04110108	CIRCUIT-BREAKER,MSP,6.3-11A,65KA,480V
2	36084	CONNECTOR,CONDUIT,1/2,ADJUSTABLE,PVC
3	04020034	CONTACTOR,12A,24V-50/60HZ,AUX-NO,600V
4	36950-6.00	DIN-RAIL,.35mmx6.00",AL
5	04090028	ENCLOSURE,PANEL,8.88x6.88x.08",AL
6	04090153	ENCLOSURE-W/HOLES,CNTL-BOX,11010184

ITEM	PART #	DESCRIPTION
7	36607	END PLATE,FRONT,4P,280-317,ORANGE
8	36650	END-STOP,6mm,PLST,GRAY,249-116
9	04110103	MSP,PHASE,SEPARATOR,FRAME-SIZE,B
10	04450024	STRAIN-RELIEF,.138-.315",W/LOCKNUT,NYLON
11	36507	TERMINAL-BLK,26-14GA,4P,GRAY
12	04100046	TERMINAL-BLOCK,GND-BAR,9P,8-14AWG,225A



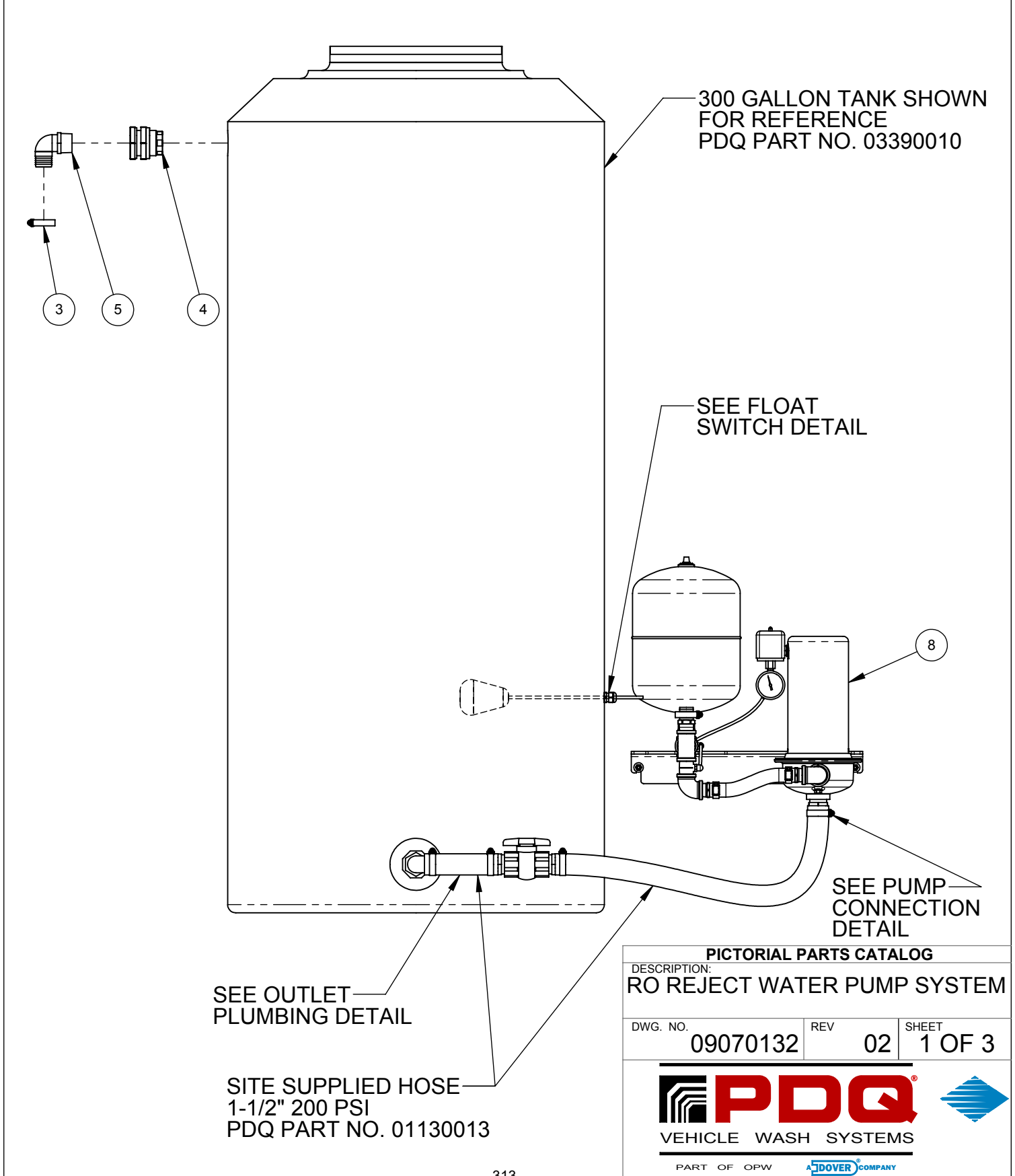
PICTORIAL PARTS CATALOG		
DESCRIPTION: BOOSTER PUMP CONTROL BOX 208/230V 60 HZ		
DWG. NO. 11010184	REV 03	SHEET 1 OF 1






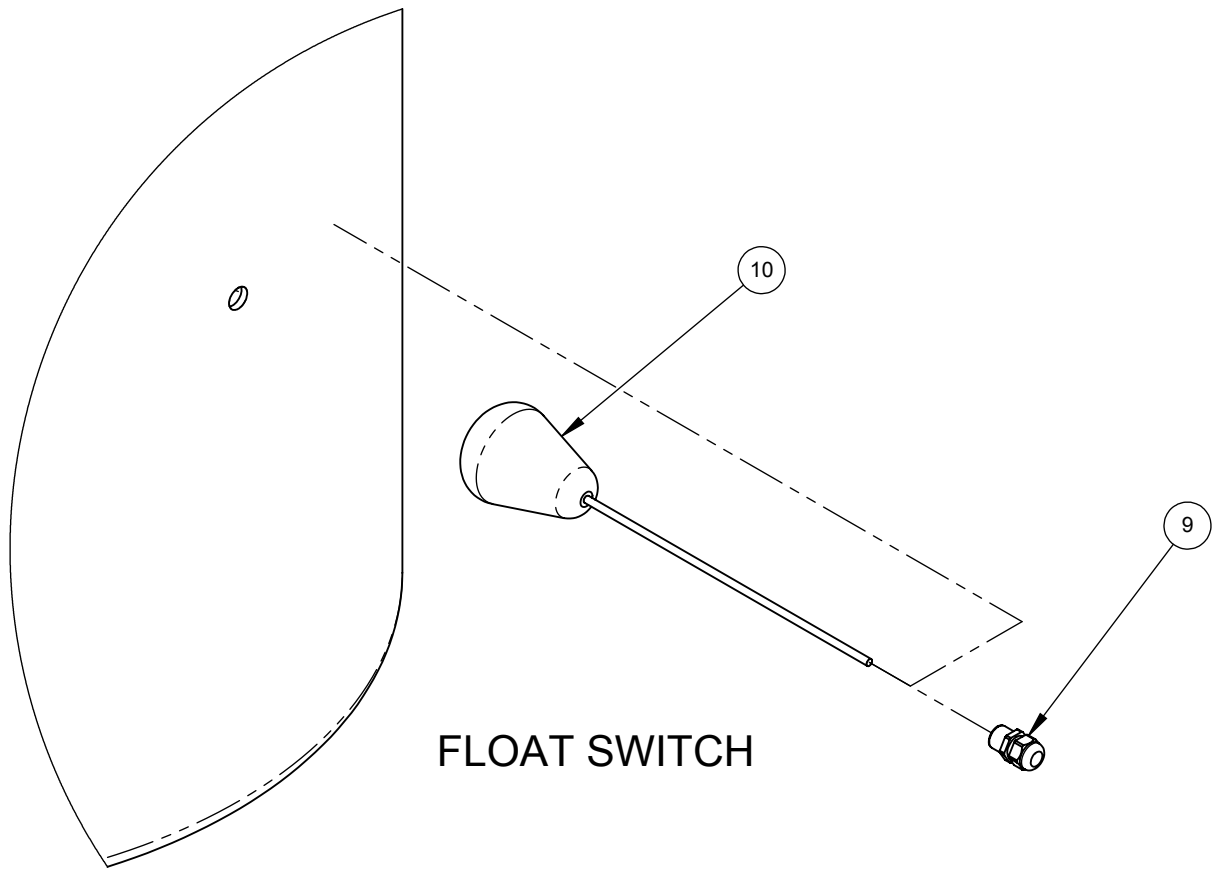
CONFIDENTIAL

ITEM	PART #	DESCRIPTION
1	78015	ANCHOR,SLEEVE,3/8x1-7/8",ZNC-PLD
2	67736-4P	BUSHING,2NPTx1-1/2NPT,SC40,PVC
3	03330003	CLAMP,HOSE,#28,1.50H,SST
4	67690-TT	FITTING,BULKHEAD,1-1/2"NPT,PVC
5	68341-MHN	HOSE-BARB,1-1/2Hx1-1/2MNPT,90°,NYL
6	68141-MHN	HOSE-BARB,1-1/2Hx1-1/2MPT,NYL

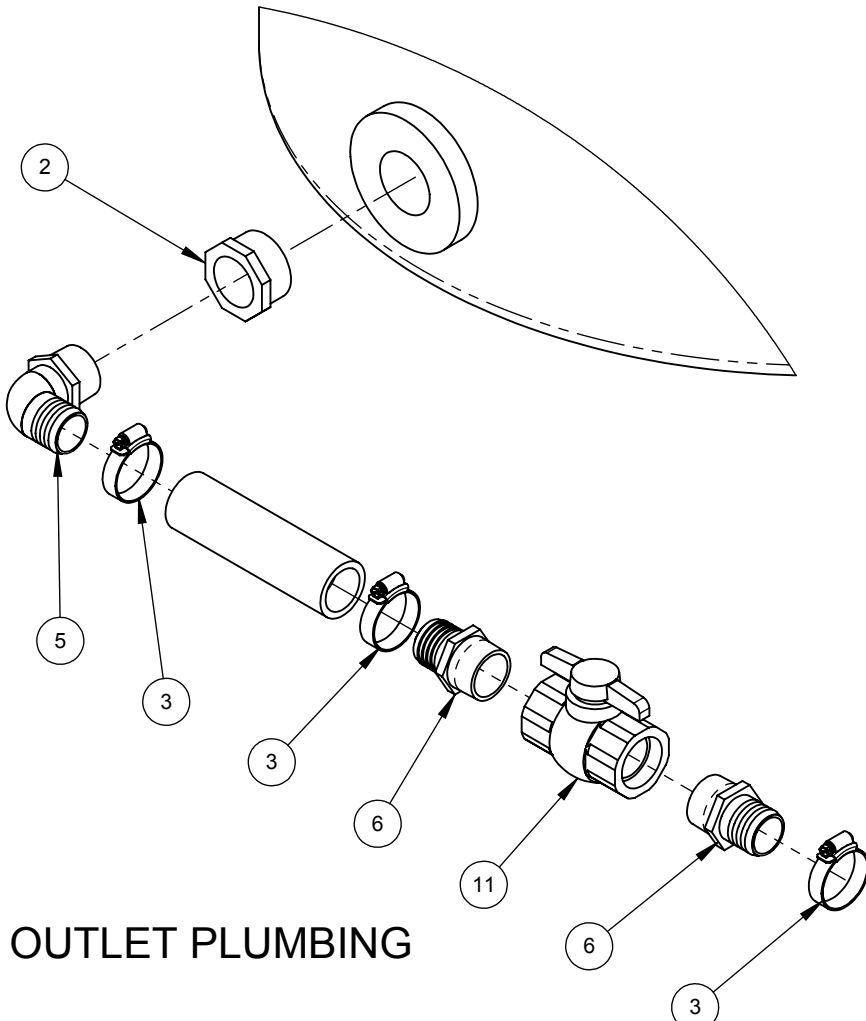
ITEM	PART #	DESCRIPTION
7	68140-MHN	HOSE-BARB,1-1/2Hx1-1/4MPT,NYL
8	M920080	PUMP,BOOSTER-ASSEMBLY
9	34427	STRAIN-RELIEF,,17-.47,1/2NPT,NYLON,BLK
10	04040034	SWITCH,FLOAT,TANK,LOW,LEVEL,NO,10A
11	03010007	VALVE,BALL,1-1/2FNPTx1-1/2FNPT,SCH40,PVC






PICTORIAL PARTS CATALOG		
DESCRIPTION: RO REJECT WATER PUMP SYSTEM		
DWG. NO. 09070132	REV 02	SHEET 1 OF 3
 VEHICLE WASH SYSTEMS		
PART OF OPW		

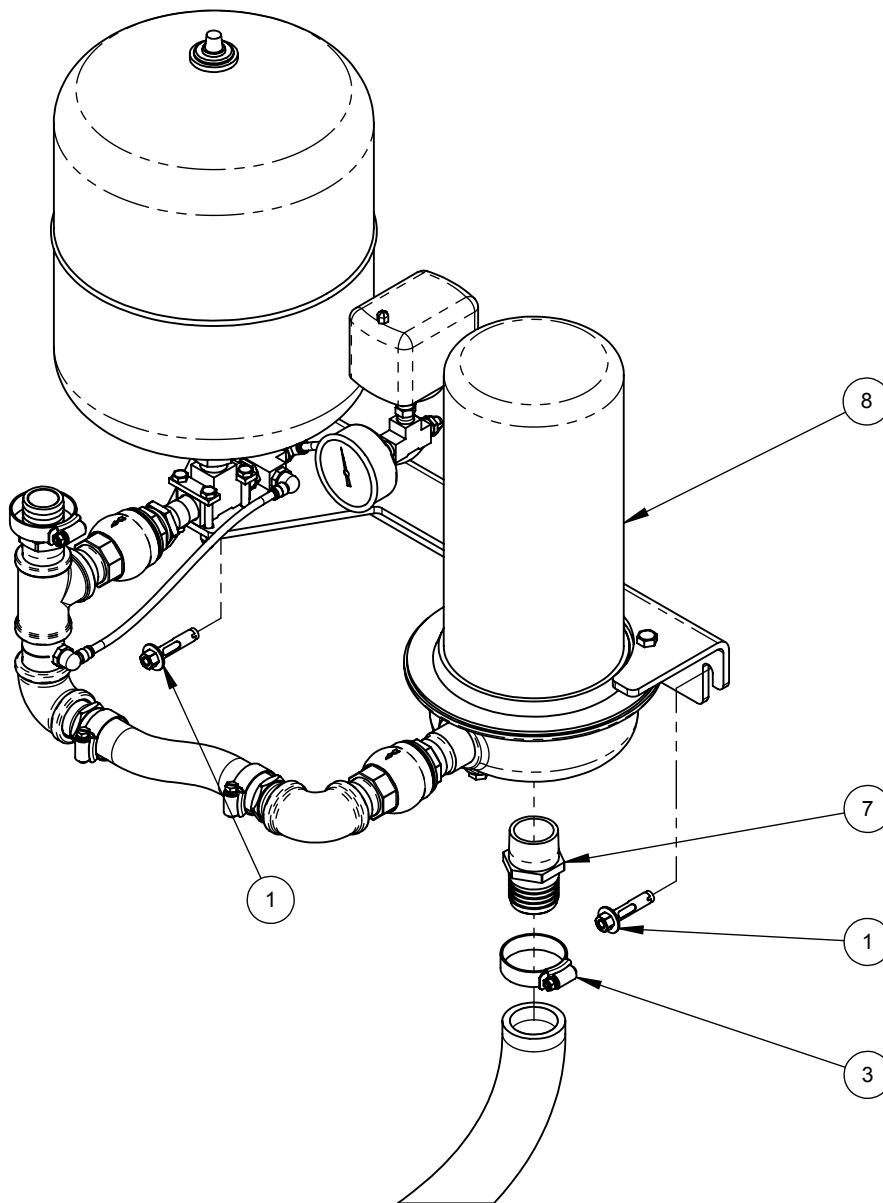


FLOAT SWITCH



OUTLET PLUMBING

PICTORIAL PARTS CATALOG		
DESCRIPTION: RO REJECT WATER PUMP SYSTEM		
DWG. NO.	REV	SHEET
09070132	02	2 OF 3
 PDQ		
VEHICLE WASH SYSTEMS		
PART OF OPW		



PUMP CONNECTION

PICTORIAL PARTS CATALOG

DESCRIPTION:
RO REJECT WATER PUMP SYSTEM

DWG. NO.	REV	SHEET
09070132	02	3 OF 3

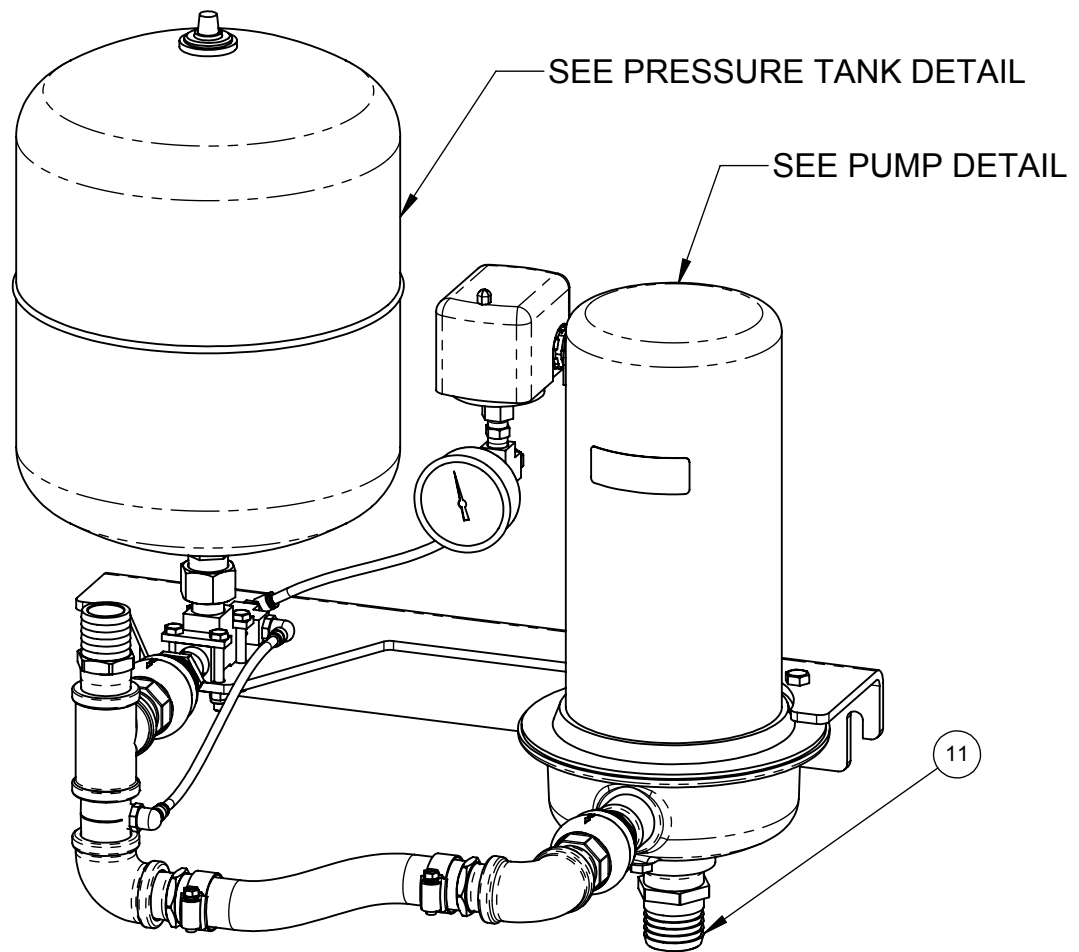





PART OF OPW

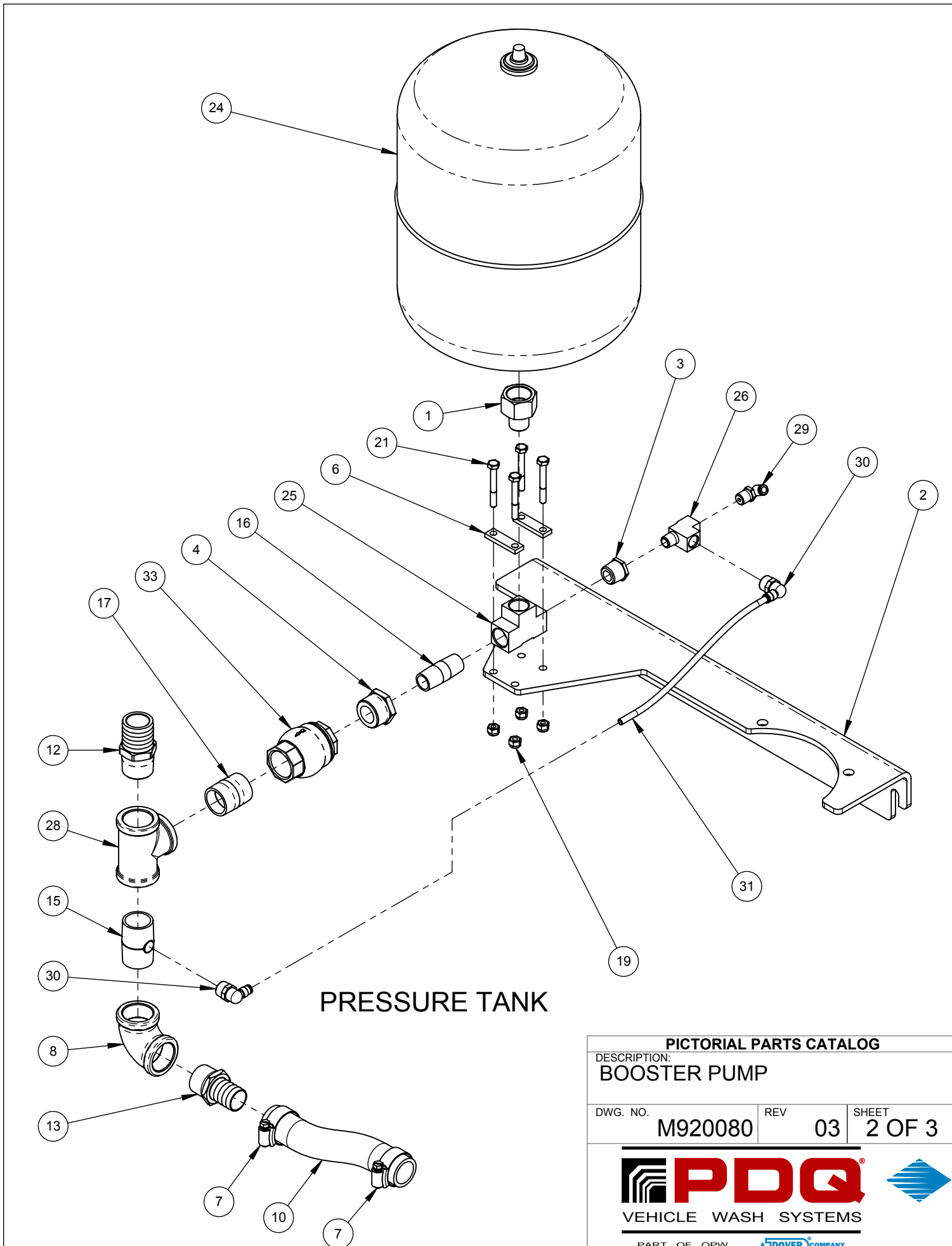
A DOVER COMPANY

ITEM	PART #	DESCRIPTION
1	67923-B	ADAPTER,3/4FPTx1/2MPT,BRS
2	06140033	BRACKET,BOOSTER-PUMP-MOUNT,SST
3	67704-B	BUSHING,1/2NPTx1/4NPT,BRS
4	67713-B	BUSHING,1NPTx1/2NPT,BRS
5	36193	CHASE NIPPLE 1/2"
6	M560002	CLAMP,EXPANSION-TANK,BOOSTER-PUMP
7	75104	CLAMP,HOSE,#16,1.00H,SST
8	67410-4B	ELBOW,1NPT,90DEG,SC40,BRS
9	25032	GAUGE,PRES,0-160PSI,1/4NPT,CBM,LIQ,2.50"
10	61031	HOSE,1",200-PSI,BLACK,EPDM
11	68140-MHN	HOSE-BARB,1-1/2Hx1-1/4MPT,NYL
12	68134-MHB	HOSE-BARB,1-1/4Hx1MNPT,BRS
13	68129-MHB	HOSE-BARB,1Hx1MPT,BRS
14	36153	LOCKNUT 1/2"
15	M550040	MANIFOLD,1MPTx2",SST,W/1/4FPT-PORT
16	67013-B4B	NIPPLE,1/2NPTx2.00,SC40,BRS
17	67015-4B	NIPPLE,1NPTxCLOSE,SC40,BRS




ITEM	PART #	DESCRIPTION
18	67052-4B	NIPPLE,HEX,1/4NPT,BRS
19	71011-NCS	NUT,1/4-20,HEX,LOCK,SST
20	03180032	PUMP,BERKLEY,SS1XN-1-1/2,CNTFGL
21	70114-HCS	SCREW,1/4-20x2.00,HHCS,SST
22	70179-HCS	SCREW,3/8-16x.87,HHCS,SST
23	31035	SWITCH,PRESSURE,5-65PSI,1/4FPT
24	60010	TANK,EXPANSION,4.6GAL
25	67115-4B-BS	TEE,1/2NPT,PIPE,BRS,BAR-STOCK
26	67190-4B	TEE,1/4NPT,MALE-RUN,SC40,BRS
27	67105-4B	TEE,1/4NPT,PIPE,SC40,BRS
28	67125-4B	TEE,1NPT,PIPE,SC40,BRS
29	24336-PB	TUBE-FTG,ELBOW,1/4Tx1/4NPT,PUSH,BRS
30	24328-PB	TUBE-FTG,ELBOW,5/32Tx1/4NPT,PUSH,BRS
31	23955-NE	TUBING,.16x.02W,NAT-PE
32	23965-NE	TUBING,.25x.04W,NAT-PE
33	63144	VALVE,CHECK,1FNPT,150PSI,BRS

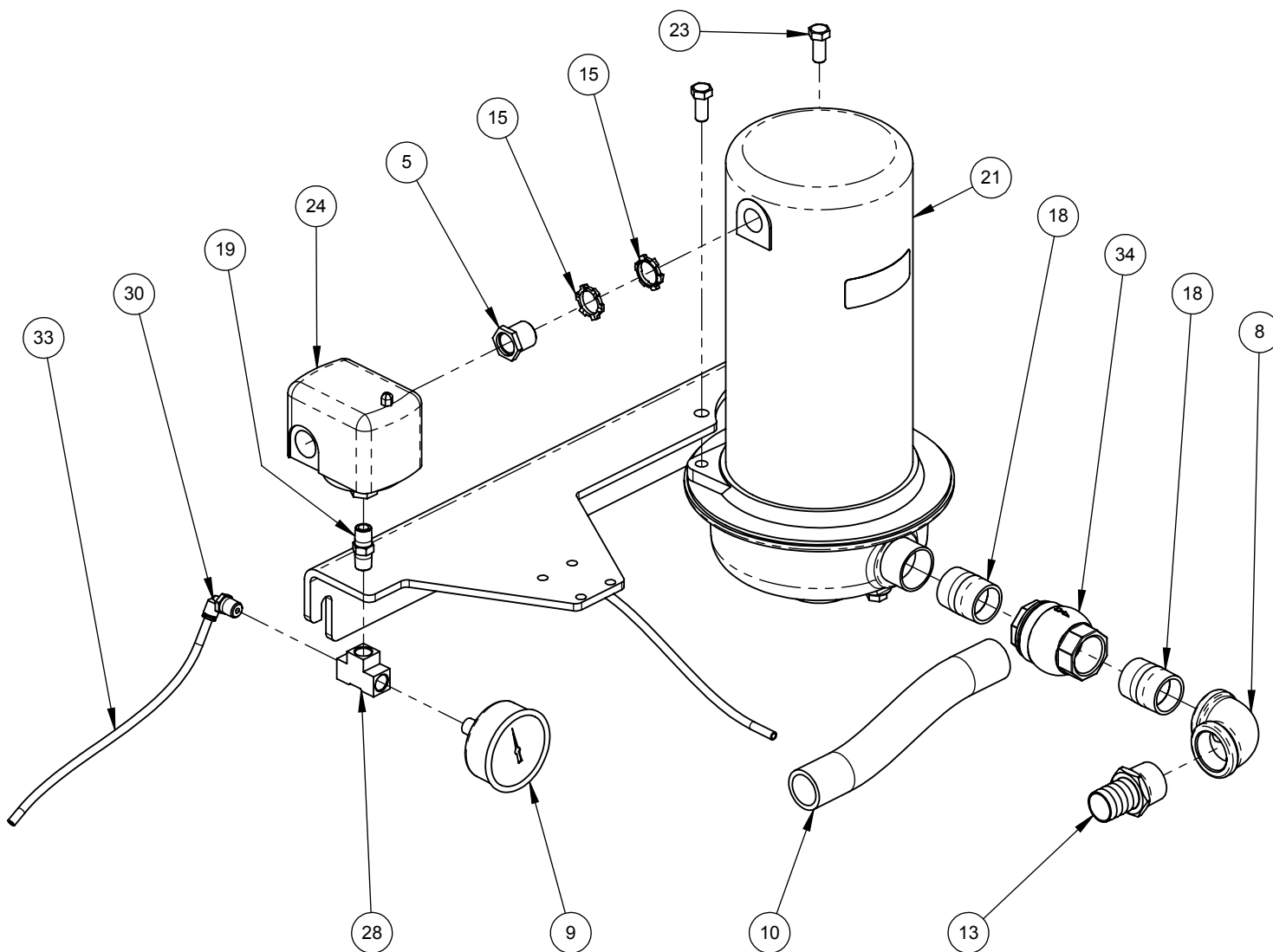


PICTORIAL PARTS CATALOG		
DESCRIPTION: BOOSTER PUMP		
DWG. NO. M920080	REV 03	SHEET 1 OF 3
		
VEHICLE WASH SYSTEMS		
PART OF OPW		



PRESSURE TANK

PICTORIAL PARTS CATALOG		
DESCRIPTION: BOOSTER PUMP		
DWG. NO.	REV	SHEET
M920080	03	2 OF 3
 PDQ VEHICLE WASH SYSTEMS		
PART OF OPW		



PICTORIAL PARTS CATALOG

DESCRIPTION:

BOOSTER PUMP

DWG. NO.

M920080

REV

03

SHEET

3 OF 3



VEHICLE WASH SYSTEMS



PART OF OPW

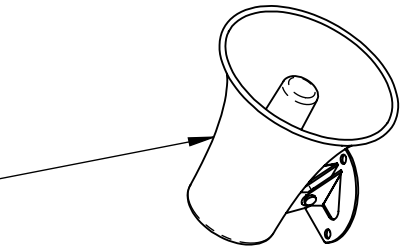
DOVER COMPANY



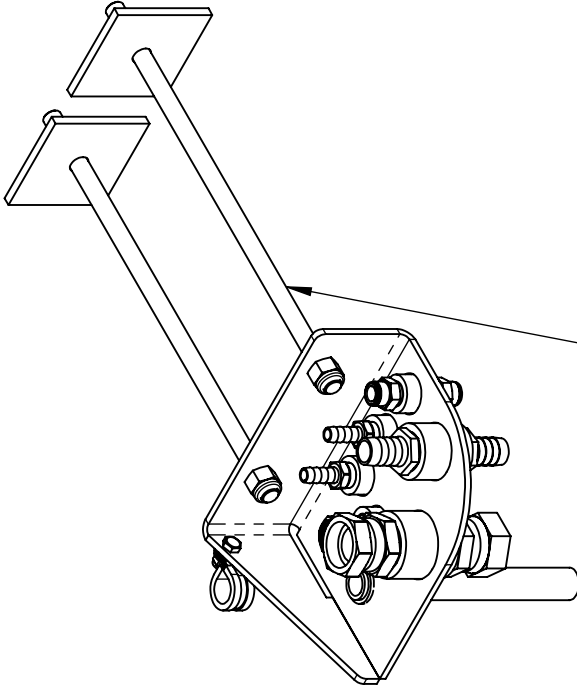
LaserWash AutoXpress Specific Parts

SEE 11010202
JUNCTION-BOX,PWR-DISTR,BRIDGE,60HZ,LWAX

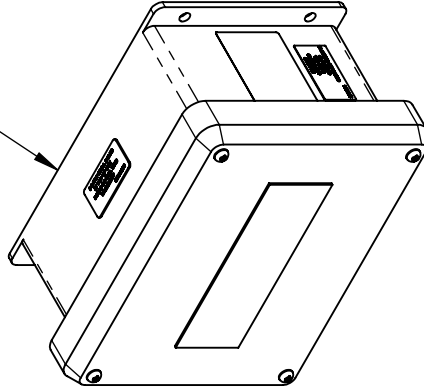
04550011 SPEAKER,5",8-OHM,10W/20W,PA,LWAE



SEE 11310087
LIGHT,LED-BAR,INSTRUCTIONAL,INBAY,LWAE



SEE 11250181
MANIFOLD,BULKHEAD,UMBILICAL,ASSY,LWAE



FOR ALL OTHER LOOSE
PARTS, REFERENCE
11080056, LASERWASH 360
LOOSE PARTS PAGES

PICTORIAL PARTS CATALOG

DESCRIPTION:
LOOSE PARTS - AUTOXPRESS

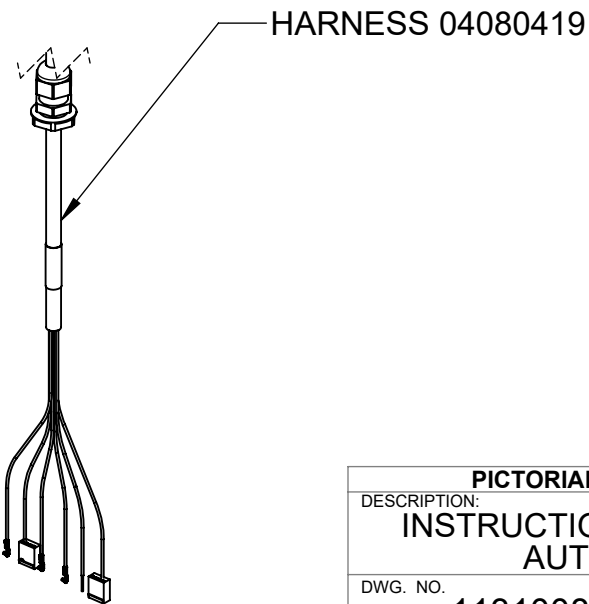
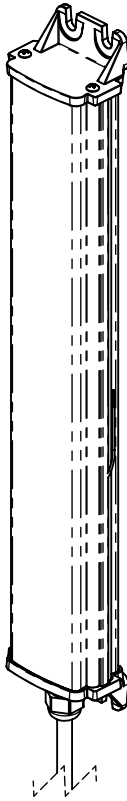
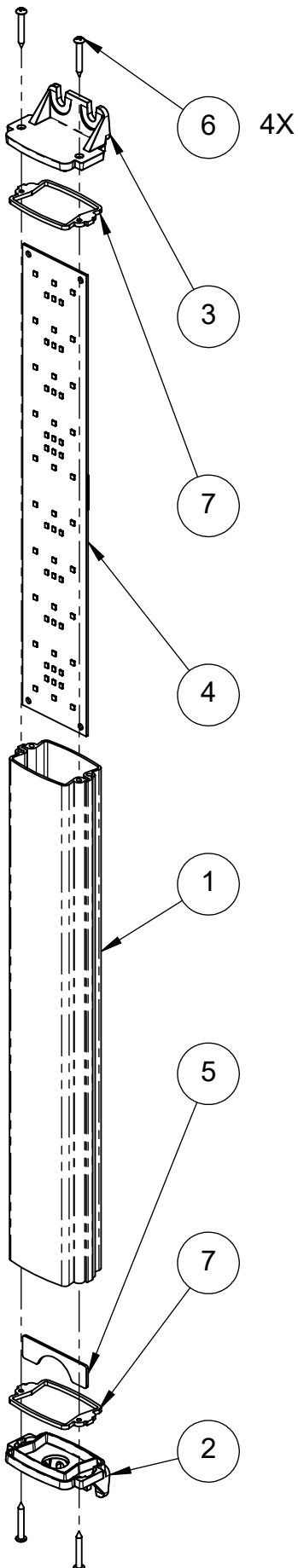
DWG. NO. 11080102 REV 01 SHEET 1 OF 1





PDQ
VEHICLE WASH SYSTEMS

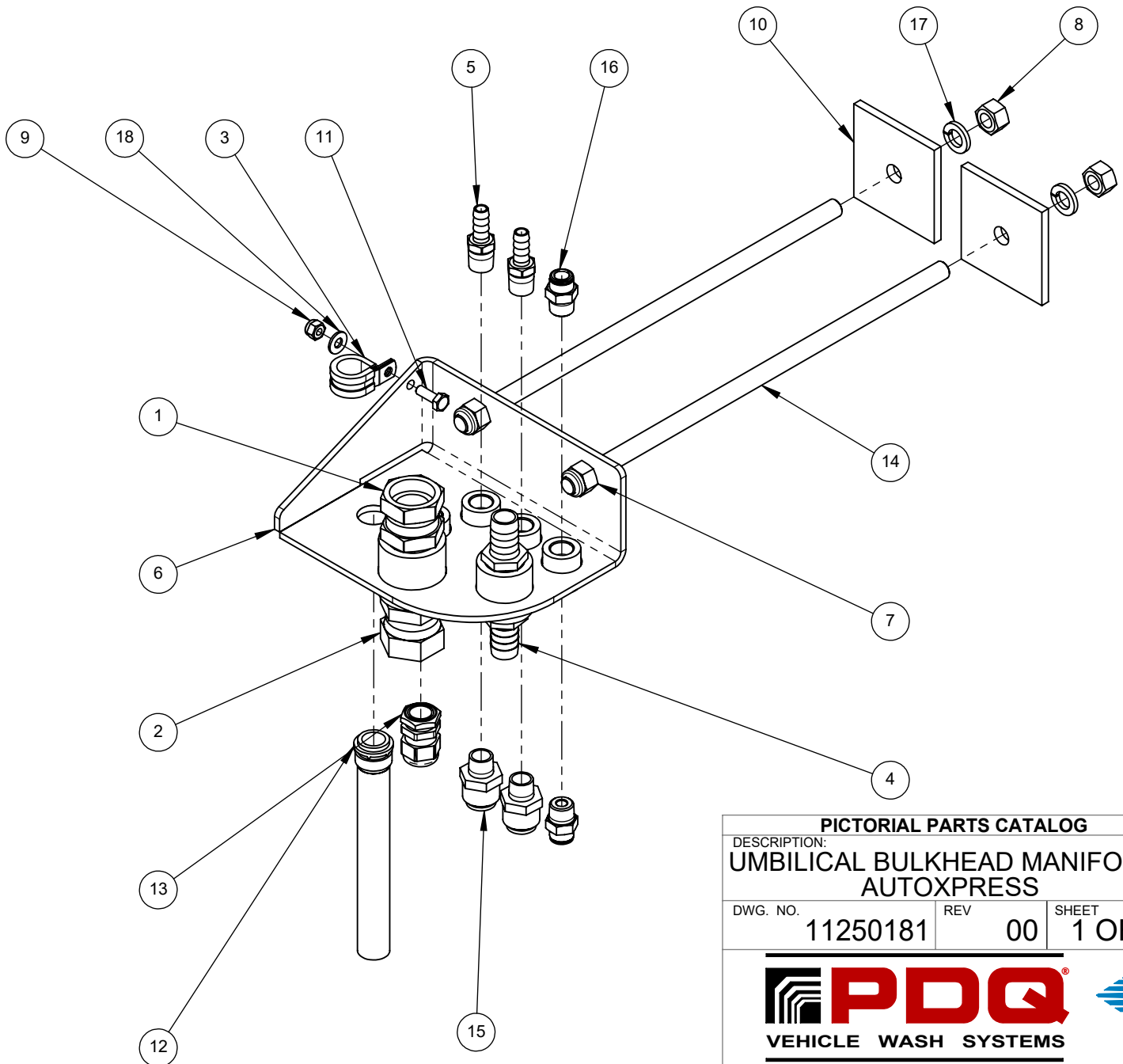
PART OF OPW
A DOWER COMPANY

ITEM	PART #	DESCRIPTION
1	06050107	HOUSING,LED-LIGHT,1-BOARD,CLEAR,ICON
2	06160446-LH	COVER,END-CAP,LED-BAR,PLSTC,LH,W-HOLE
3	06160446-RH	COVER,END-CAP,LED-BAR,PLSTC,RH,NO-HOLE
4	04580049	CIRCUIT-BOARD,LED,SMD,3-COLOR
5	06390023	SPACER,PLATE,BOARD-MNT,LED-TUBE,ICON
6	73568-SNS	SCREW,#6X1.00,PPHMS,SST
7	06070066	GASKET,END-CAP,LED-LIGHTBARS,RUBBER



PICTORIAL PARTS CATALOG		
DESCRIPTION: INSTRUCTIONAL LIGHT BAR - AUTOEXPRESS		
DWG. NO. 11310087	REV 04	SHEET 1 OF 1
 VEHICLE WASH SYSTEMS		
<small>PART OF OPW</small>		<small>DOVER COMPANY</small>

ITEM	PART #	DESCRIPTION
1	44562-N	ADAPTER,1FNPT-SWIVELx1MNPT,NI-PLT
2	03140061	ADAPTER,1MNPTx#16JIC,SWIVEL,PLTS
3	05050008	CLAMP,CABLE,CUSHION,3/4",SST
4	68123-MHB	HOSE-BARB,3/4Hx3/4MNPT,BRS
5	03310038	HOSE-BARB,3/8Hx3/8MNPT,SST
6	03220277	MANIFOLD,BULKHEAD,UMBILICAL,LWAE
7	71015-NCS	NUT,1/2-13,HEX,LOCK,SST
8	71015-HCS	NUT,1/2-13,HEX,SST
9	71011-NCS	NUT,1/4-20,HEX,LOCK,SST
10	06240494	PLATE,BACKING,0.25x3.00x3.00,SST,1/2-ROD
11	70108-HCS	SCREW,1/4-20x.75,HHCS,SST
12	04450026	STRAIN-RELIEF,1/2"NPT,.40-.54",CORD-GRIP
13	04450016	STRAIN-RELIEF,M20,.276-.512",PLSTC
14	M390020-S	THREADED-ROD,1/2-13x14.00,SST
15	03320050	TUBE-FTG,CONN,1/2Tx3/8NPT,PUSH,PLSTC,PP
16	24038-PB	TUBE-FTG,CONN,3/8Tx3/8NPT,PUSH,BRS
17	71515-LS	WASHER,1/2,LOCK,SST
18	71511-FS	WASHER,1/4,FLAT,SST



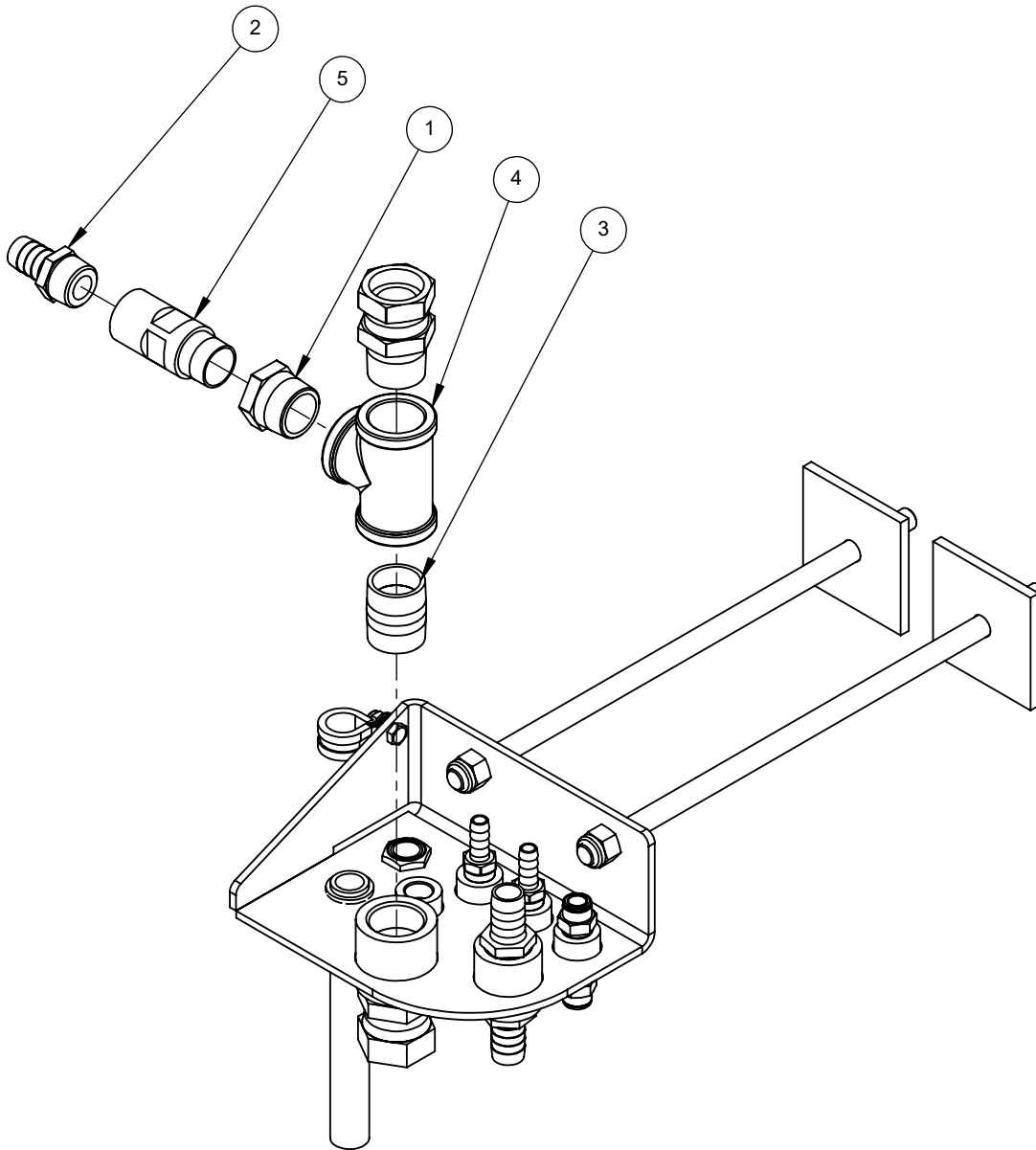
PICTORIAL PARTS CATALOG

DESCRIPTION:
**UMBILICAL BULKHEAD MANIFOLD -
 AUTOXPRESS**

DWG. NO.	REV	SHEET
11250181	00	1 OF 2



ITEM	PART #	DESCRIPTION
1	67714-S	BUSHING,1NPTx3/4NPT,SST
2	68123-MHB	HOSE-BARB,3/4Hx3/4MNPT,BRS
3	67015-4S	NIPPLE,1NPTxCLOSE,SC40,SST
4	67125-4S	TEE,1NPT,PIPE,SC40,SST
5	03010144	VALVE,CHECK,3/4NPT,SST,2000PSI,F-M



BULKHEAD PARTS WITH SPOT FREE THROUGH SPRAY ARCH

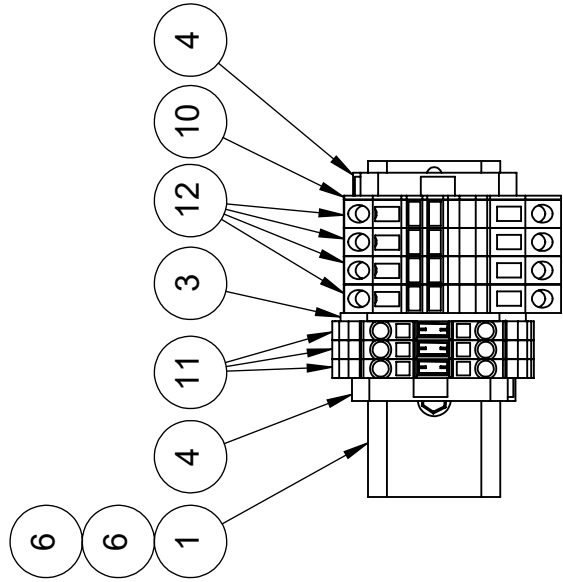
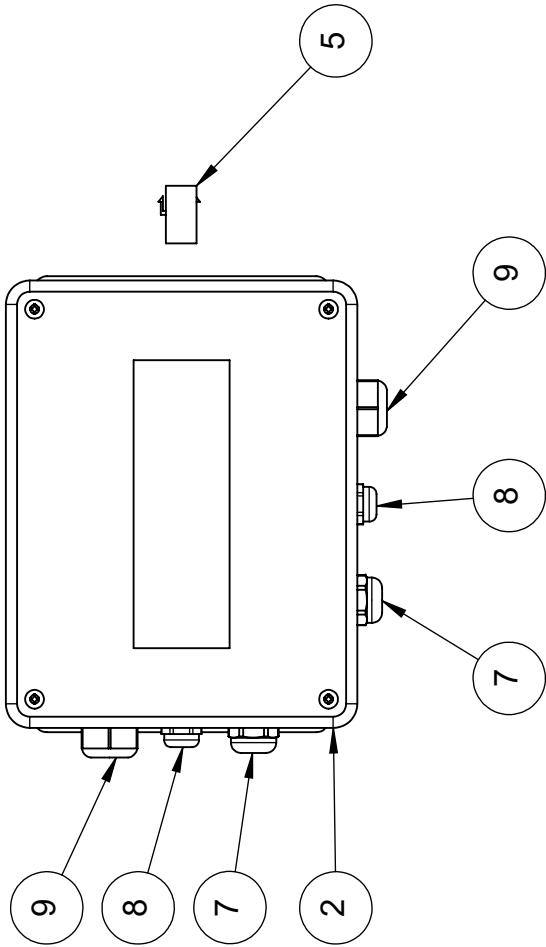
PICTORIAL PARTS CATALOG		
DESCRIPTION: UMBILICAL BULKHEAD MANIFOLD - AUTOXPRESS		
DWG. NO. 11250181	REV 00	SHEET 2 OF 2



PART OF OPW

A DOVER COMPANY

ITEM	PART #	DESCRIPTION
1	36950-3.50	DIN-RAIL,.35mmx3.50",AL
2	04090131	ENCLOSURE-W/HOLES,JUNCTION-BOX,11010202
3	36606	END-PLATE,FRONT,2P,PLST,280-331
4	36650	END-STOP,6mm,PLST,GRAY,249-116
5	04560017	RECEPTACLE,CAT5E,COUPLING,KEYSTONE
6	73604-TXCZ	SCREW,#8x.50,HHTEK,ZP
7	36402	STRAIN-RELIEF,.236-.472",POLY,W/LOCKNUT
8	04450012	STRAIN-RELIEF,M16,.177-.394",PLSTC
9	04450018	STRAIN-RELIEF,M25,.354-.669",PLSTC
10	04100070	TERMINAL,END-PLATE,WAGO,2006-SERIES,GRAY
11	36506	TERMINAL-BLK,26-12GA,2P,PLST,280-601
12	04100069	TERMINAL-BLOCK,2P,41A,800V,AWG-20-8



PICTORIAL PARTS CATALOG

DESCRIPTION:

JUNCTION-BOX,PWR-DISTR,
BRIDGE,DEALER

DWG. NO. 11010202 REV 03 SHEET 1 OF 1

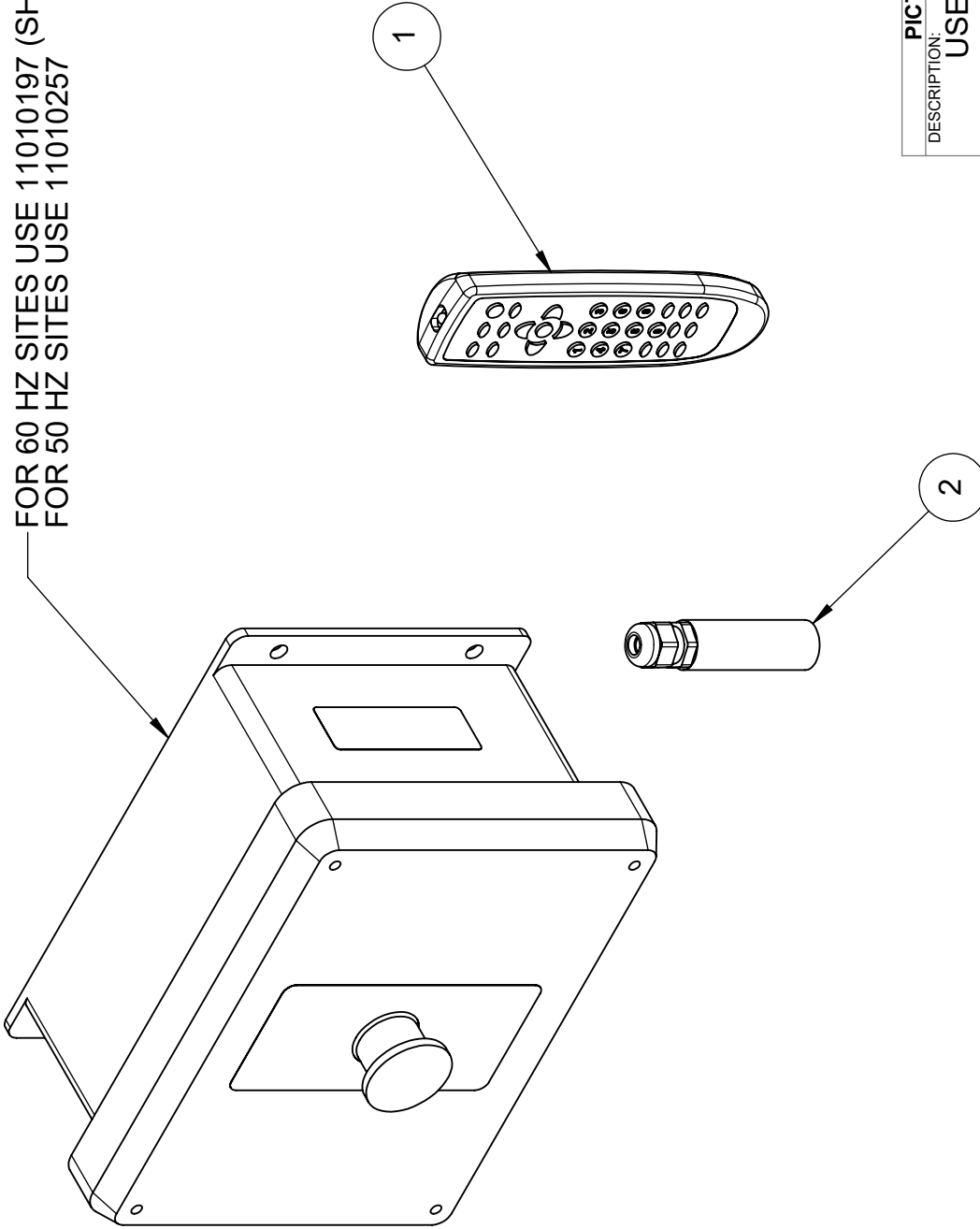


PDQ
VEHICLE WASH SYSTEMS

PART OF OPW
ADOVER COMPANY

ITEM	PART #	DESCRIPTION
1	04540049	REMOTE-CONTROL,INFRARED,38KHZ,NEC-CODE
2	04420048	SENSOR,IR,40-KHz,Vcc5,CABLE,ASSY,ICON

FOR 60 HZ SITES USE 11010197 (SHOWN)
 FOR 50 HZ SITES USE 11010257



PICTORIAL PARTS CATALOG

DESCRIPTION: USER INTERFACE KIT - AUTOXPRESS

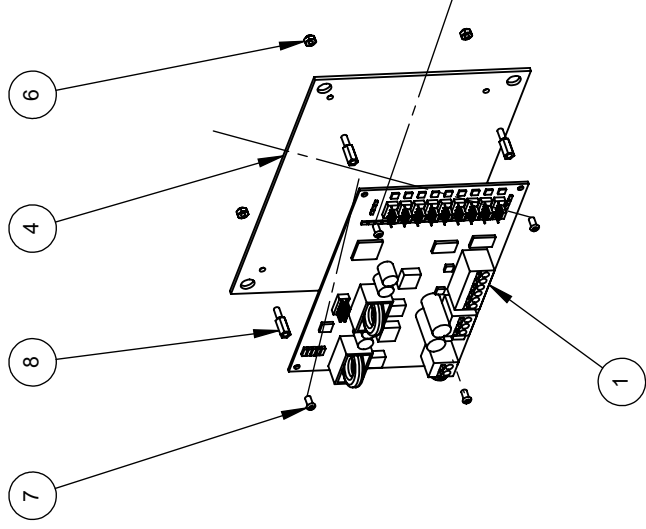
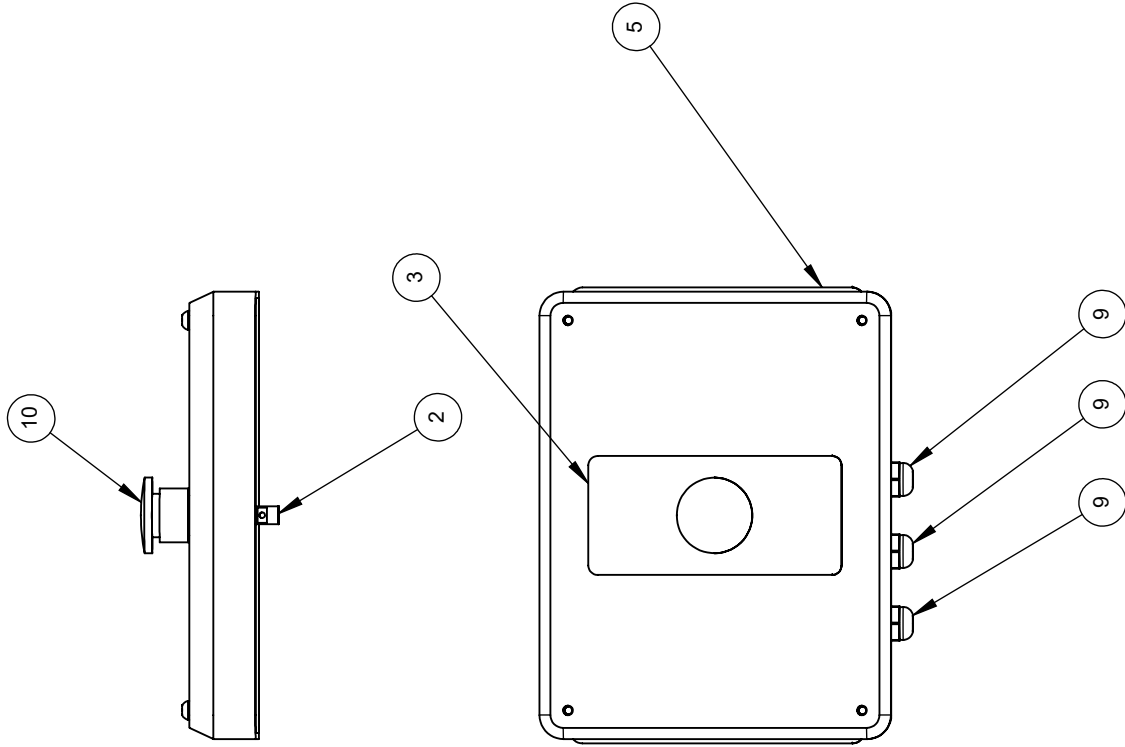
DWG. NO. 11010280 REV 00 SHEET 1 OF 1



PDQ
VEHICLE WASH SYSTEMS

PART OF OPW
A DOVER COMPANY

ITEM	PART #	DESCRIPTION
1	04580044	CIRCUIT-BOARD,INTERFACE,INFRARED,MDX
2	04010004	CONTACT,NC,1P,SEIMENS-SIRIUS-3S-SERIES
3	02030146	DECAL,SYSTEM-STOP,2.50x5.25,VINYL
4	04090019	ENCLOSURE,PANEL,152X124X2mm,ALUMINUM
5	04090130	ENCLOSURE-W/HOLES,CNTL-BOX,11010197
6	05020055	NUT,M3,HEX,LOCK,SST
7	05040140	SCREW,M3x6mm,PPHMS,SST
8	05130013	STAND-OFF,M3x10mm,HEX,BRS
9	04450024	STRAIN-RELIEF,.138-.315",W/LOCKNUT,NYLON
10	04040016	SWITCH-PUSH-PULL,22mm,BLACK



PICTORIAL PARTS CATALOG

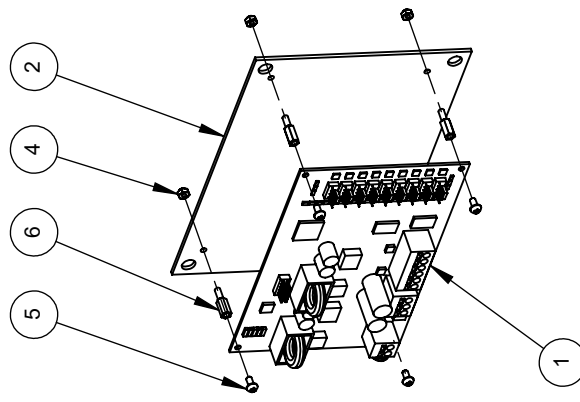
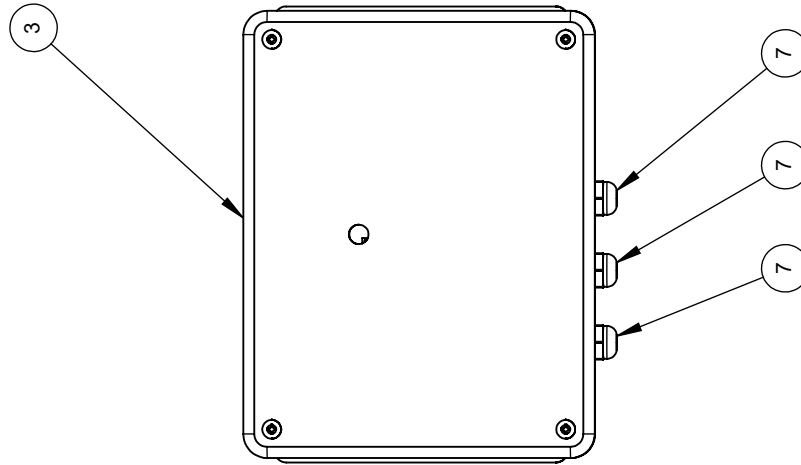
DESCRIPTION:
SIGN/SYSTEM STOP CONTROL
BOX - AUTOXPRESS

DWG. NO. 11010197 REV 03 SHEET 1 OF 1



PDQ
VEHICLE WASH SYSTEMS
PART OF OPW
A DOVER COMPANY

ITEM	PART #	DESCRIPTION
1	04580044	CIRCUIT-BOARD,INTERFACE,INFRARED,MDX
2	04090019	ENCLOSURE,PANEL,152X124X2mm,ALUMINUM
3	04090169	ENCLOSURE,W/HOLES,VALVE-PROTECT,LWAXP
4	05020055	NUT,M3,HEX,LOCK,SST
5	05040140	SCREW,M3x6mm,PPHMS,SST
6	05130013	STAND-OFF,M3x10mm,HEX,BRS
7	04450024	STRAIN-RELIEF,.138-.315",W/LOCKNUT,NYLON



PICTORIAL PARTS CATALOG

DESCRIPTION: **SIGN CONTROL BOX - AUTOXPRESS**

DWG. NO. 11010257 REV 02 SHEET 1 OF 1

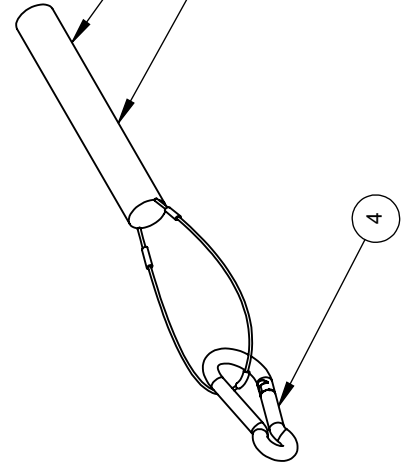
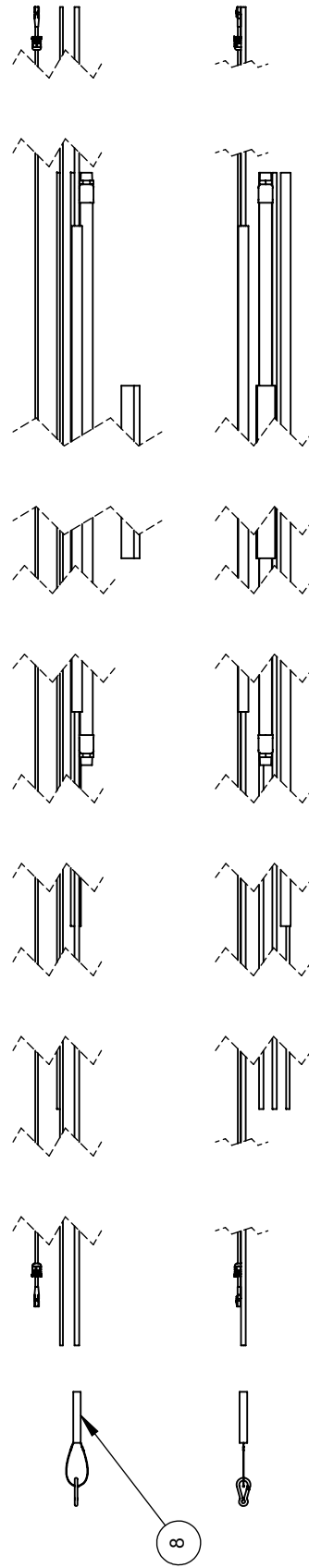
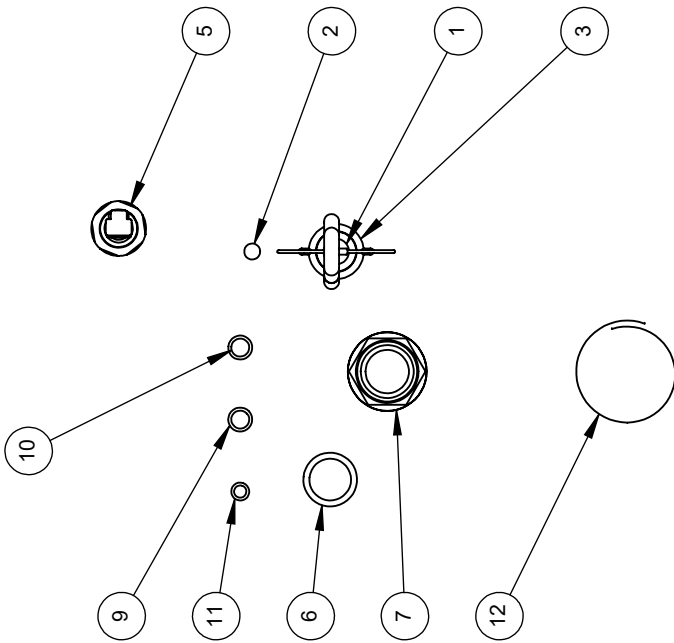


PDQ
VEHICLE WASH SYSTEMS

PART OF OPW  COMPANY

ITEM	PART #	CUT LENGTH	DESCRIPTION
1	SEE NOTE	43 FT	CABLE,12GA,STRANDED,COPPER
2	01140025	43 FT	CABLE,14-4,PVC,320/38-STRD,3BLK,1GRN
3	36005	18 FT	CONDUIT,FLEXIBLE,1/2,300V,NON-METALLIC
4	06490030	N/A	CONNECTOR,CARABINER,5/16x3-1/8,ZINC,LWAE
5	04080075	N/A	HARNESSES,ETHERNET,BRIDGE-BAY,M5/LW
6	61030	26 FT	HOSE,3/4,200,BLACK,SYN-RBR,SYN-YRN
7	03340124	N/A	HOSE,UMBILICAL,HP,1"x228",LWAE
8	04450027	N/A	STRAIN-RELIEF,40-.56",LOOP,CORD-GRIP
9	01120019	32 FT	TUBING,1/2"ODx.06W,150PSI@70°F,LLDPE,BLK
10	01120019	32 FT	TUBING,1/2"ODx.06W,150PSI@70°F,LLDPE,BLK
11	01120016	32 FT	TUBING,3/8ODx.06W,230psi@70°F,LLDPE,BLACK
12	01120021	15 FT	TUBING,BRAID-SLV,WRAP,2"DIA,POLTHN

FOR 60 HZ BRIDGES, USE CABLE PART NUMBER 01140030
 FOR 50 HZ BRIDGES, USE CABLE PART NUMBER 01140031



CORD GRIP AND HOOK ATTACHED
 TO HIGH VOLTAGE CABLE ITEM #1

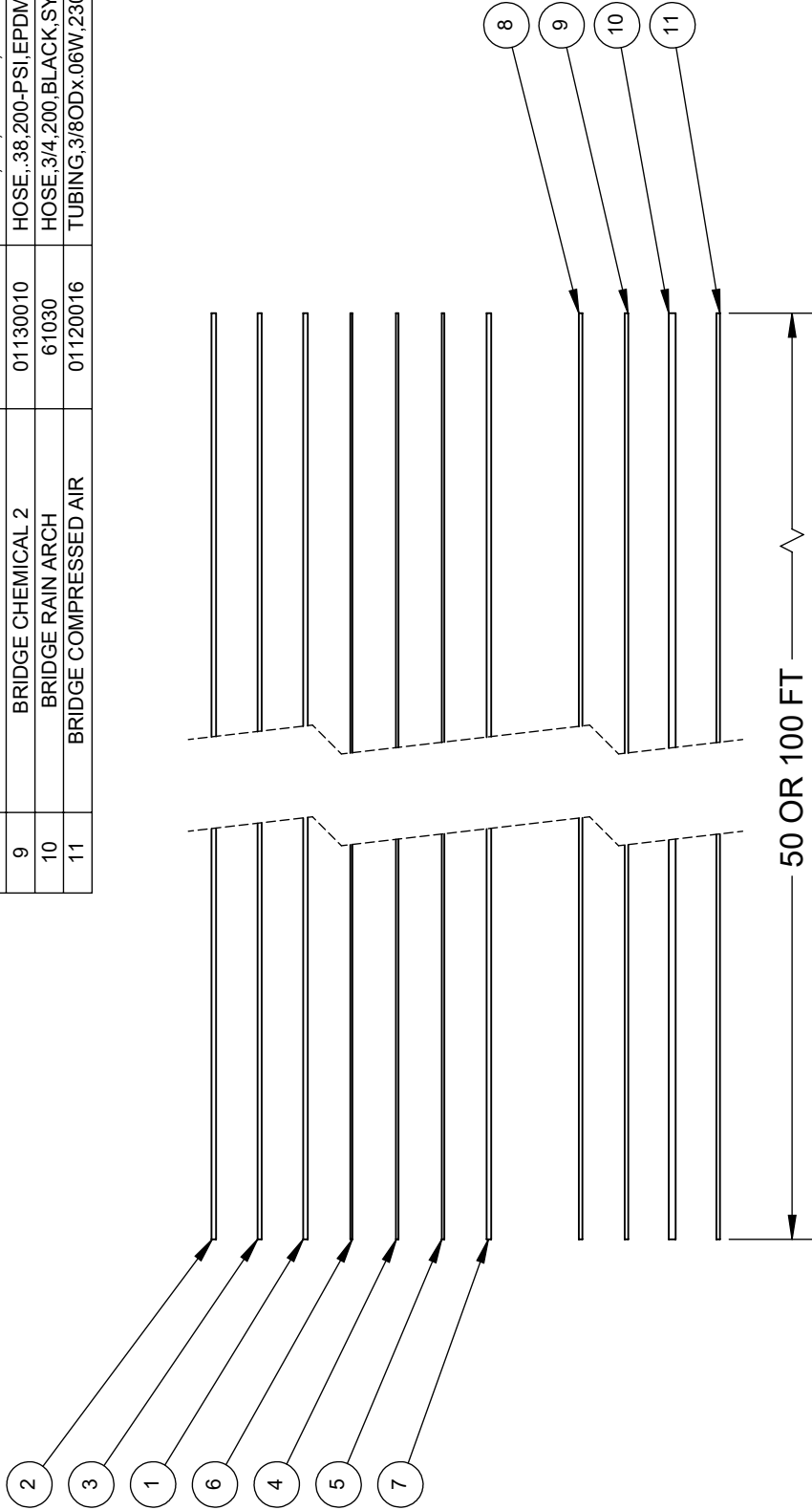
PICTORIAL PARTS CATALOG
 DESCRIPTION:
 UMBILICAL - AUTOXPRESS

DWG. NO. 11190029 REV 04 SHEET 1 OF 1



VEHICLE WASH SYSTEMS
 PART OF OPW
 A DOVER COMPANY

ITEM	FUNCTION	PART #	DESCRIPTION
1	PUMP CONTROL BOX HIGH VOLTAGE	01140030	CABLE,12-4,PVC,512/38-STRD,COP,3BLK,1GRN
2	BRIDGE HIGH VOLTAGE	01140031	CABLE,12-5,PVC,5x4,0mm,DIA-51,4BLK,1GRN
3	BRIDGE 24VAC & SYSTEM STOP	01140025	CABLE,14-4,PVC,320/38-STRD,3BLK,1GRN
4	SYSTEM STOP	01140007	CABLE,18-2,16/30-STRD,,27,GRAY-PVC,2BLK
5	SIGN 24VAC	01140007	CABLE,18-2,16/30-STRD,,27,GRAY-PVC,2BLK
6	SIGN COMMUNICATION	01140038	CABLE,18-2,PVC,16-STRD,TWST,SHLD,PER/FT
7	BRIDGE COMMUNICATION	01140021	CABLE,24-4PR,PVC,7/32-STR,CAT5,HIGH-FLEX
8	BRIDGE CHEMICAL 1	01130010	HOSE,.38,200-PSI,EPDM,BLK
9	BRIDGE CHEMICAL 2	01130010	HOSE,.38,200-PSI,EPDM,BLK
10	BRIDGE RAIN ARCH	61030	HOSE,3/4,200,BLACK,SYN-RBR,SYN-YRN
11	BRIDGE COMPRESSED AIR	01120016	TUBING,3/8ODx.06W,230psi@70F,LLDPE,BLACK



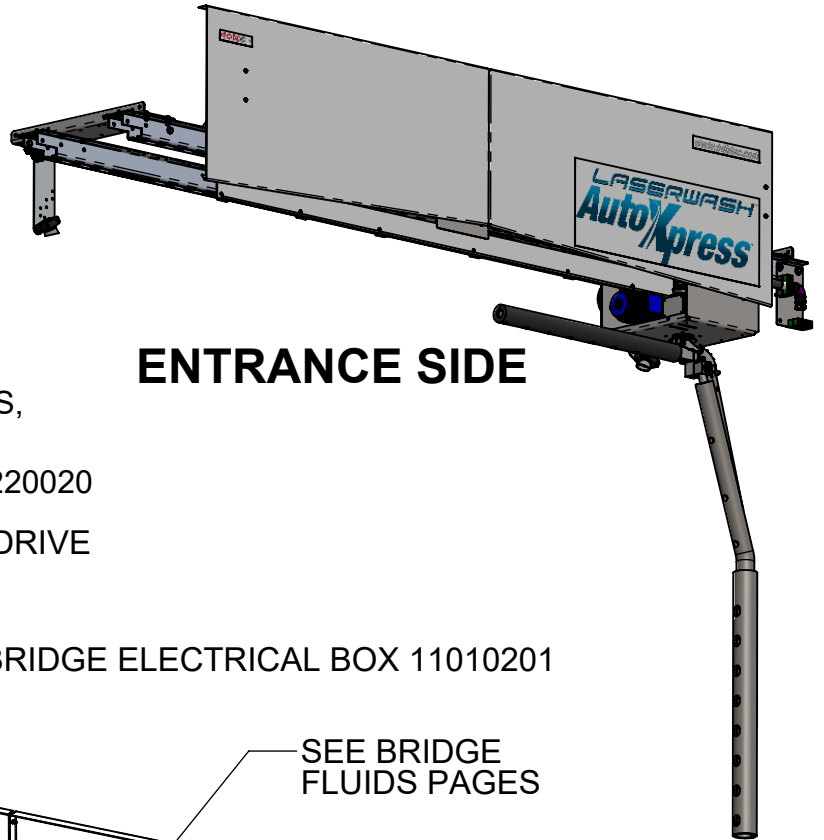
PICTORIAL PARTS CATALOG

DESCRIPTION:
**ELECTRICAL & PLUMBING INSTALL
 KIT - AUTOXPRESS**

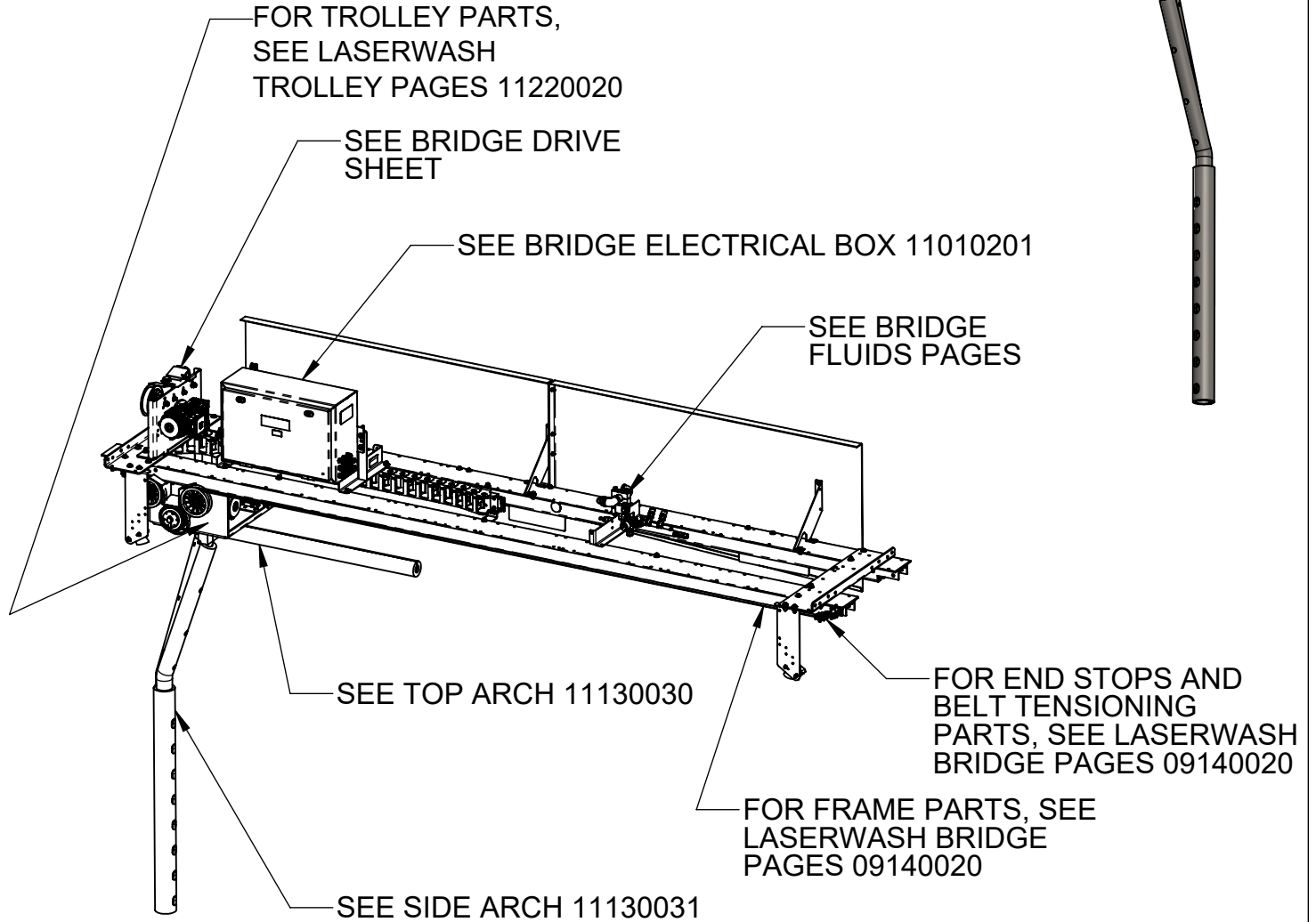
DWG. NO. 09100153 REV 01 SHEET 1 OF 1

VEHICLE WASH SYSTEMS

PART OF OPW A DOVER COMPANY



ENTRANCE SIDE



EXIT SIDE

PICTORIAL PARTS CATALOG

DESCRIPTION:

**LASERWASH AUTOXPRESS
BRIDGE**

DWG. NO.

09140029

REV

05

SHEET

1 OF 4



VEHICLE WASH SYSTEMS

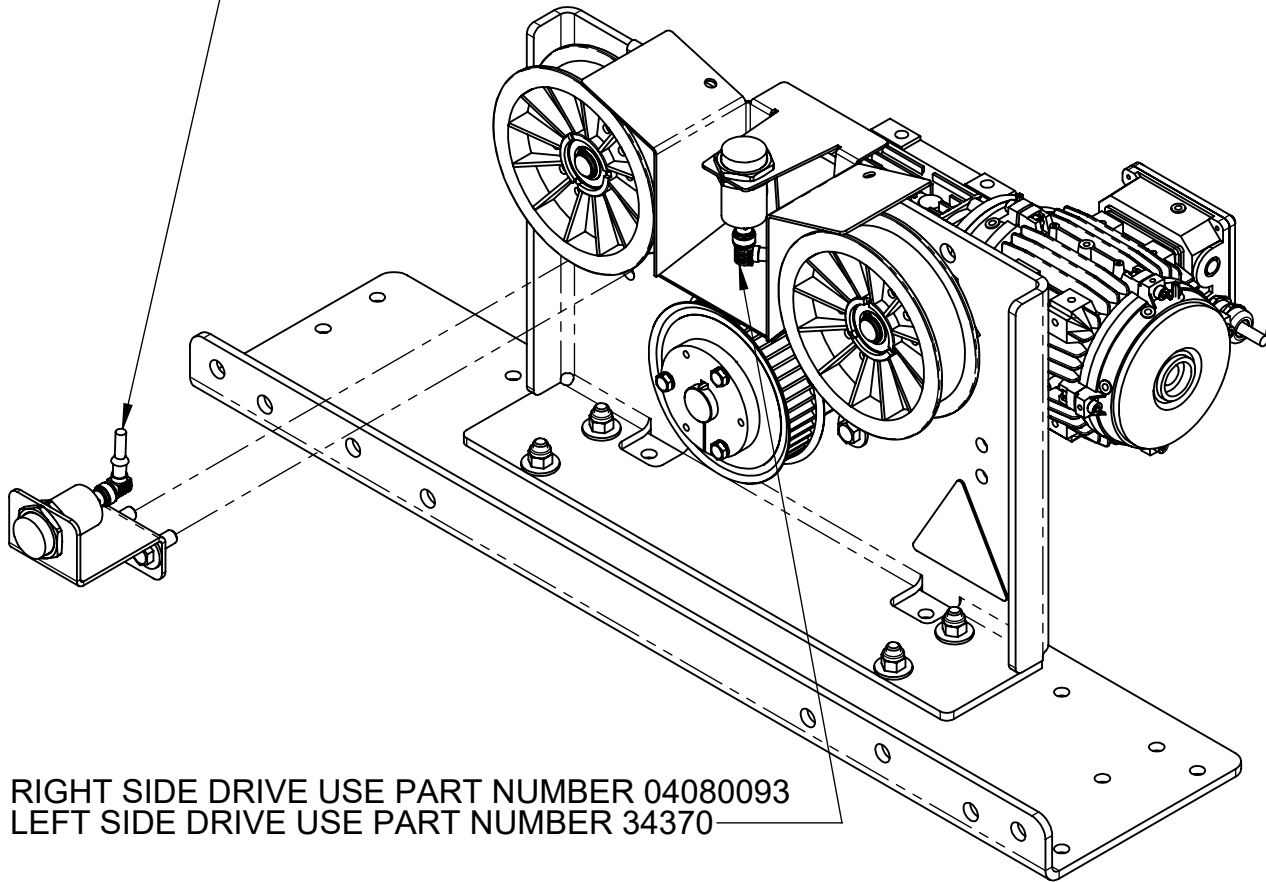


PART OF OPW

DOVER COMPANY

RIGHT SIDE DRIVE USE PART NUMBER 04080346
 LEFT SIDE DRIVE USE PART NUMBER 04080265

RIGHT SIDE DRIVE USE PART NUMBER 04080093
 LEFT SIDE DRIVE USE PART NUMBER 34370



RIGHT SIDE DRIVE USE PART NUMBER 04080093
 LEFT SIDE DRIVE USE PART NUMBER 34370

BRIDGE DRIVE
 RIGHT SIDE DRIVE SHOWN
 (LEFT HAND UTILITY FEED)
**FOR ALL OTHER BRIDGE DRIVE PARTS, SEE
 LASERWASH BRIDGE PAGES 09140020**

PICTORIAL PARTS CATALOG

DESCRIPTION:

**LASERWASH AUTOXPRESS
 BRIDGE**

DWG. NO.

09140029

REV

05

SHEET

2 OF 4



VEHICLE WASH SYSTEMS



PART OF OPW

DOVER COMPANY

AUTOXPRESS FLUID AND AIR CONTROL PARTS
SEE NEXT PAGE

ITEM	PART #	DESCRIPTION
1	03140057	ADAPTER,#12-MJICx1MPT,Z-PLT
2	44562-N	ADAPTER,1FNPT-SWIVELx1MNPT,NI-PLT
3	06141099	BRACKET,BRIDGE-MNT,UTILITY,DEALER
4	75027	CLAMP,PIPE,1.00,PP,HEAVY
5	05050065	CLAMP,PIPE,1/4,PP,STANDARD
6	75016	CLAMP,TUBE,1",PP,STANDARD
7	67410-4S	ELBOW,1NPT,90DEG,SC40,SST
8	67487-4B	ELBOW,STREET,1/4NPT,90DEG,SHORT,SC40,BRS
9	25031	GAUGE,PRES,0-160PSI,1/8NPT,CBM,1.50"
10	03340125	HOSE,BRIDGE,HP,1"X96",LWAX
11	03310038	HOSE-BARB,3/8Hx3/8MNPT,SST
12	03220231	MANIFOLD,FOAM,BRIDGE,LASERWASH
13	67011-B4B	NIPPLE,1/4NPTx2.00,SC40,BRS
14	67015-H4S	NIPPLE,1NPTx5.00,SC40,SST
15	67012-4S	NIPPLE,3/8NPTxCLOSE,SC40,SST
16	67602-S	PLUG,3/8NPT,SQ-HD,SST
17	03320050	TUBE-FTG,CONN,1/2Tx3/8NPT,PUSH,PLSTC,PP
18	24336-PB	TUBE-FTG,ELBOW,1/4Tx1/4NPT,PUSH,BRS
19	24348-PB	TUBE-FTG,ELBOW,3/8Tx1/4NPT,SWVL,BRS
20	03010129	VALVE,CHECK,1/4PCF-INx1/4NPT-OUT,3#
21	03010149	VALVE,CHECK,3/8NPT,6500PSI,10.5GPM,SST
22	26160	VALVE,REG,1/4"NPT,125PSI,W/NUT,MINI
23	03010140	VALVE,SOL,2-WAY,NC,1/4"NPT,24VAC,BRASS

PICTORIAL PARTS CATALOG

DESCRIPTION:

**LASERWASH AUTOXPRESS
BRIDGE**

DWG. NO.

09140029

REV

05

SHEET

3 OF 4

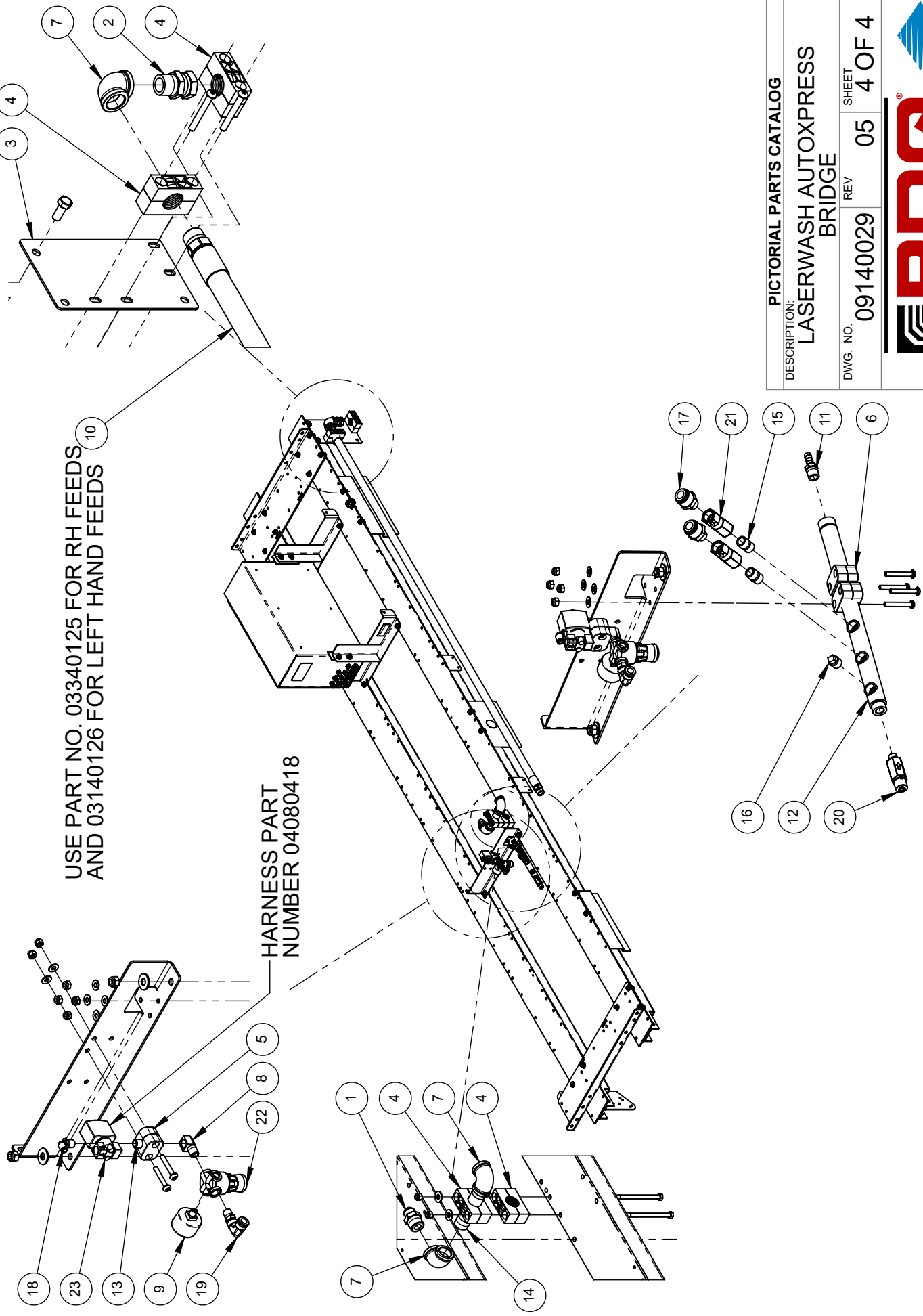


VEHICLE WASH SYSTEMS



PART OF OPW

DOVER COMPANY



USE PART NO. 03340125 FOR RH FEEDS
AND 03140126 FOR LEFT HAND FEEDS

HARNES PART
NUMBER 04080418

PICTORIAL PARTS CATALOG
DESCRIPTION:
LASERWASH AUTOEXPRESS
BRIDGE

DWG. NO. 09140029 REV 05 SHEET 4 OF 4



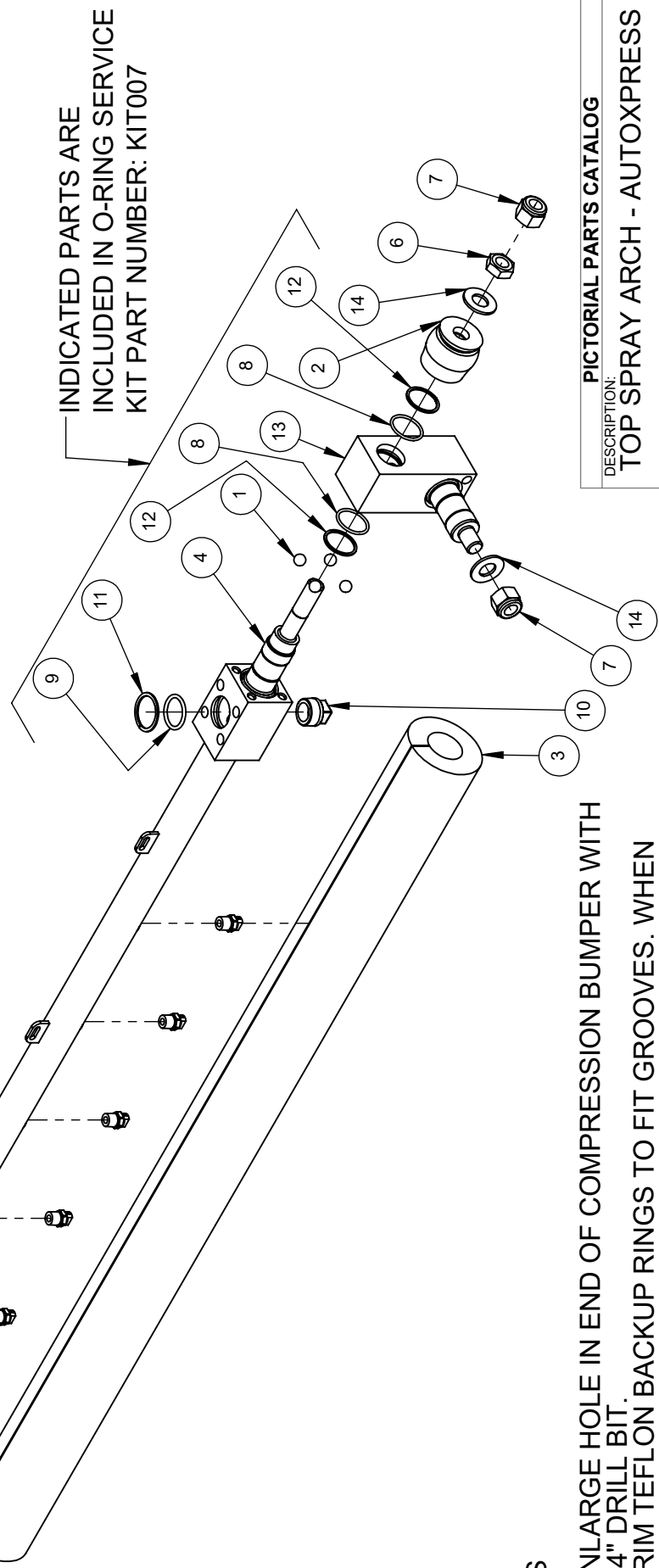
PDQ
VEHICLE WASH SYSTEMS

PART OF OPW
ADOVER COMPANY

RIGHT SIDE FEED SHOWN
LEFT SIDE FEED SIMILAR

THIS DRAWING AND THE INFORMATION THEREIN IS THE SOLE PROPERTY OF PDQ MANUFACTURING, INC. AND CANNOT BE COPIED OR DISCLOSED WITHOUT THE WRITTEN CONSENT OF PDQ MANUFACTURING, INC.

ITEM	PART #	DESCRIPTION
1	11825	BALL,7/16",.440 SST
2	15087	BUMPER,COMPRESSION,1.95x1.78,ELASTOMER
3	06160032	COVER,FAB, TOP SPRAY ARCH,LW4K
4	03220005	MANIFOLD,SPRAY-ARCH, TOP ,LWMS/360
5	64082-4M	NOZZLE,FAN,1504,1/4"NPT,SST
6	71017-JCS	NUT,5/8-11,HEX,JAM,SST
7	71017-NCS	NUT,5/8-11,HEX,LOCK,SST
8	1-122-B	O-RING,1-1/8"ID,3/32"C/S,1-5/16"OD,BUNA
9	1-217-B	O-RING,1-3/16x1/8,BUNA
10	67604-S	PLUG,3/4NPT,SQ-HD,SST
11	1-217BU-T	RING,BACKUP,1/8"NOM,1.203"ID,1.18"W TEF
12	1-122BU-T	RING,BACKUP,3/32NOM,1.143ID,.086,W TEF
13	M360001	SWIVEL,WELDED,BLOCK,SST
14	71517-FS	WASHER,5/8,FLAT,SST



- NOTES**
1. ENLARGE HOLE IN END OF COMPRESSION BUMPER WITH 3/4" DRILL BIT.
 2. TRIM TEFLON BACKUP RINGS TO FIT GROOVES. WHEN INSTALLED, NO GAP SHOULD BE VISIBLE WHERE ENDS OF RING MEET.
 3. APPLY ANTI-SIEZE TO BALL BEARINGS AND COUNTERSUNK HOLES OF TOP ARCH. ROTATE SWIVEL TO SPREAD ANTI-SIEZE EVENLY AROUND BALL BEARINGS.
 4. TIGHTEN JAM NUT TO 12 FT-LBS AND INSTALL LOCK NUT WHILE HOLDING JAM NUT IN POSITION.

PICTORIAL PARTS CATALOG

DESCRIPTION:
TOP SPRAY ARCH - AUTOXPRESS

DWG. NO. 11130030 REV 01 SHEET 1 OF 1

PDQ
 VEHICLE WASH SYSTEMS
 PART OF OPW
 A DOWNEY COMPANY

AUTOXPRESS SIDE ARCH
SEE NEXT PAGE

ITEM	PART #	DESCRIPTION
1	M690001	BOLT,SHEAR,3/8-16x4.50,SST,LW4K-ARCH
2	06140881	BRACKET,LATCH,ARCH-BREAKAWAY,LASERWASH
3	07030026	COVER,FOAM,SPRAY ARCH,SIDE
4	03220144	MANIFOLD,SPRAY-ARCH,SIDE,LWM5/360
5	64082-4M	NOZZLE,FAN,1504,1/4"NPT,SST
6	64084-4M	NOZZLE,FAN,1505,1/4"NPT,SST
7	64116-4M	NOZZLE,FAN,2503,1/4"NPT,SST
8	64152-4M	NOZZLE,FAN,4003,1/4"NPT,SST
9	71013-NCS	NUT,3/8-16,HEX,LOCK,SST
10	1-122-B	O-RING,1-1/8"ID,3/32"C/S,1-5/16"OD,BUNA
11	67603-S	PLUG,1/2NPT,SQ-HD,SST
12	1-122BU-T	RING,BACKUP,3/32NOM,1.143ID,.086,W TEF
13	70107-HCS	SCREW,1/4-20x.62,HHCS,SST
14	70180-HCS	SCREW,3/8-16x1.00,HHCS,SST
15	71511-LS	WASHER,1/4,LOCK,SST

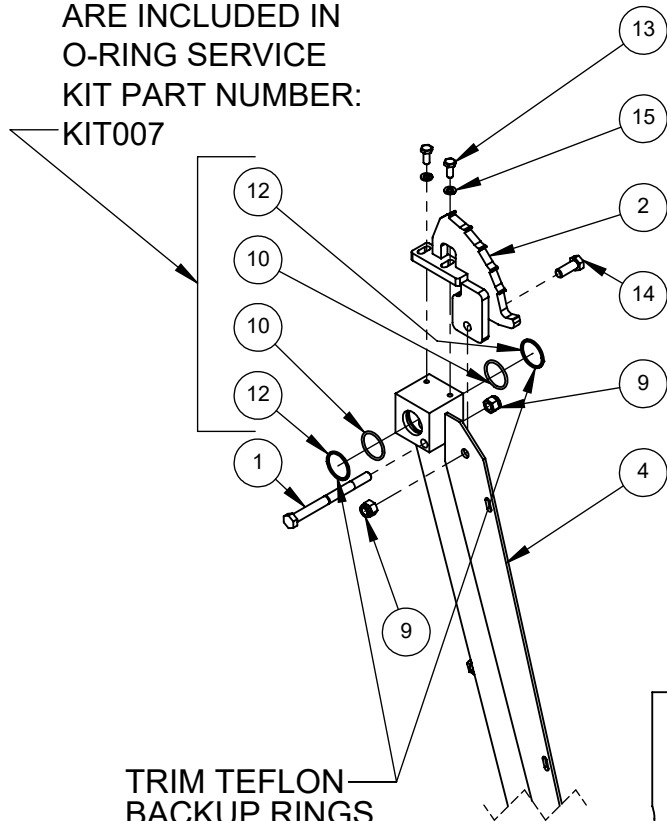
PICTORIAL PARTS CATALOG

DESCRIPTION:
SIDE ARCH - AUTOXPRESS

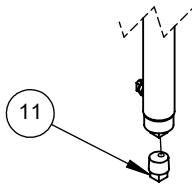
DWG. NO. 11130031	REV 02	SHEET 1 OF 2
-----------------------------	------------------	------------------------



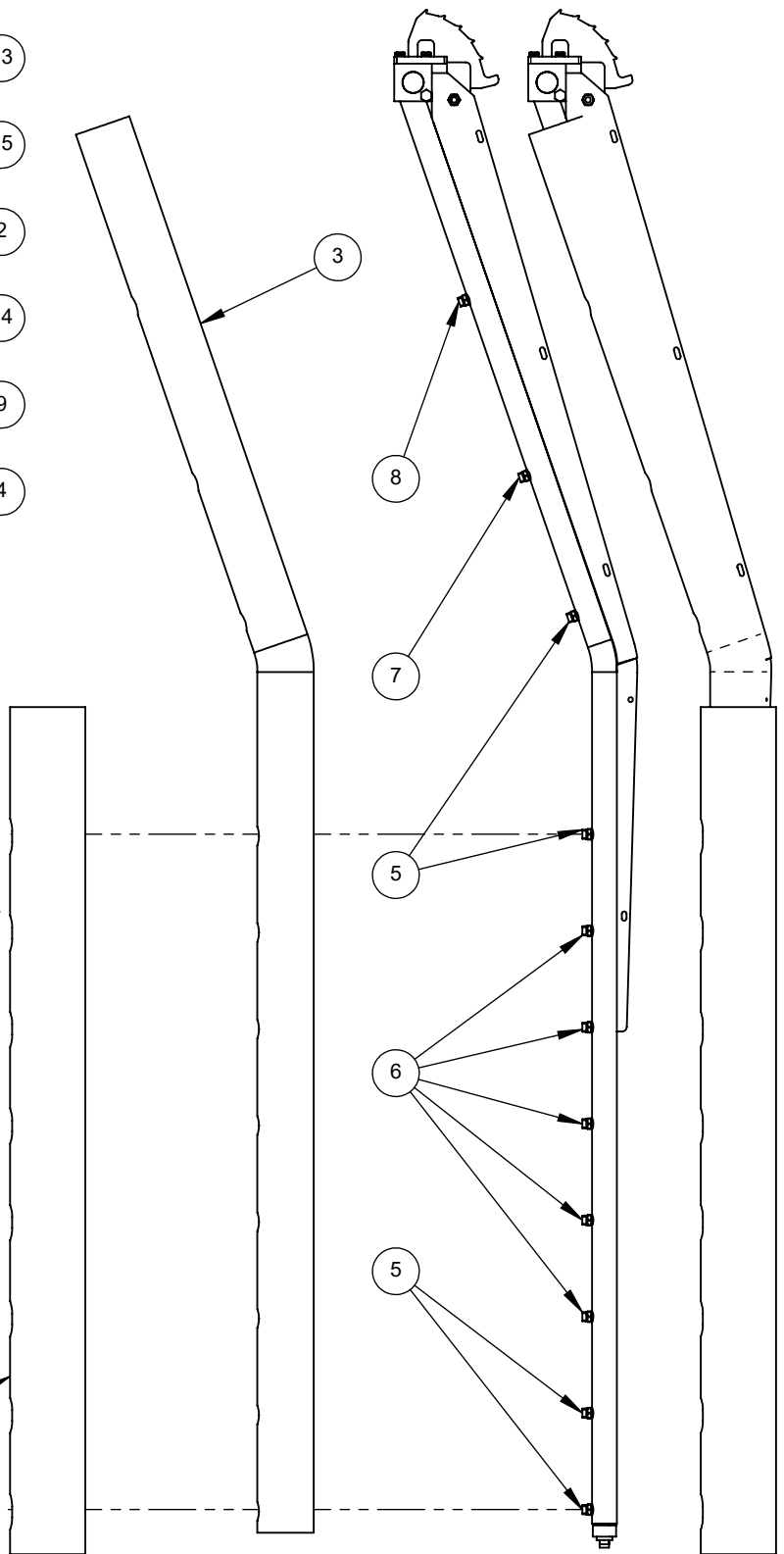
INDICATED PARTS
ARE INCLUDED IN
O-RING SERVICE
KIT PART NUMBER:
KIT007



TRIM TEFLON
BACKUP RINGS
TO FIT GROOVE



INCLUDED WITH
07020026



PICTORIAL PARTS CATALOG

DESCRIPTION:
SIDE ARCH - AUTOXPRESS

DWG. NO.	REV	SHEET
11130031	02	2 OF 2

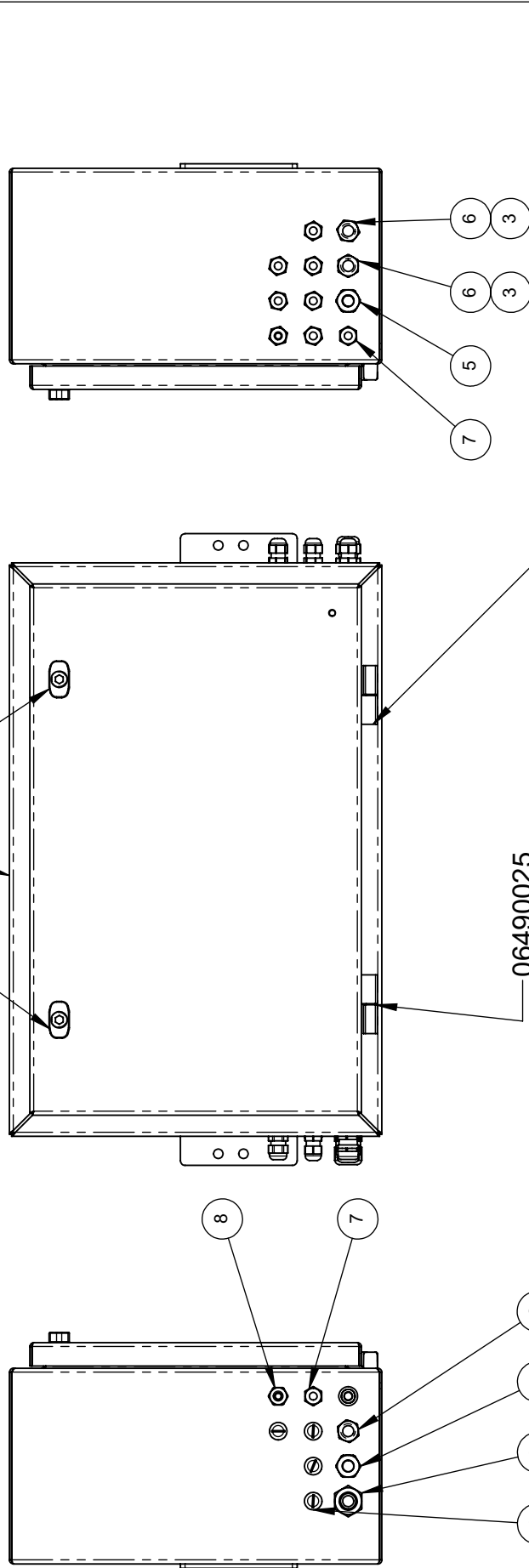


VEHICLE WASH SYSTEMS

PART OF OPW DOVER COMPANY

02050011
LATCH,CAM,SOUTHCO,E3-36-25

ITEM	PART #	DESCRIPTION
1	04090124	ENCLOSURE,BRIDGE,LWAX,AL
2	05020053	NUT,PG-9,HEX,LOCK,NYL
3	05020043	NUT,PG13,HEX,LOCK,NI-BRS,GND-CONN
4	04330010	PLUG,HOLE,PG9,NYLON,GREY
5	36402	STRAIN-RELIEF,236-.472",POLY,W/LOCKNUT
6	04450017	STRAIN-RELIEF,PG13,.197-.472",GND-CONN
7	04450024	STRAIN-RELIEF,138-.315",W/LOCKNUT,NYLON
8	04450012	STRAIN-RELIEF,M16,.177-.394",PLSTC
9	04450018	STRAIN-RELIEF,M25,.354-.669",PLSTC



PICTORIAL PARTS CATALOG

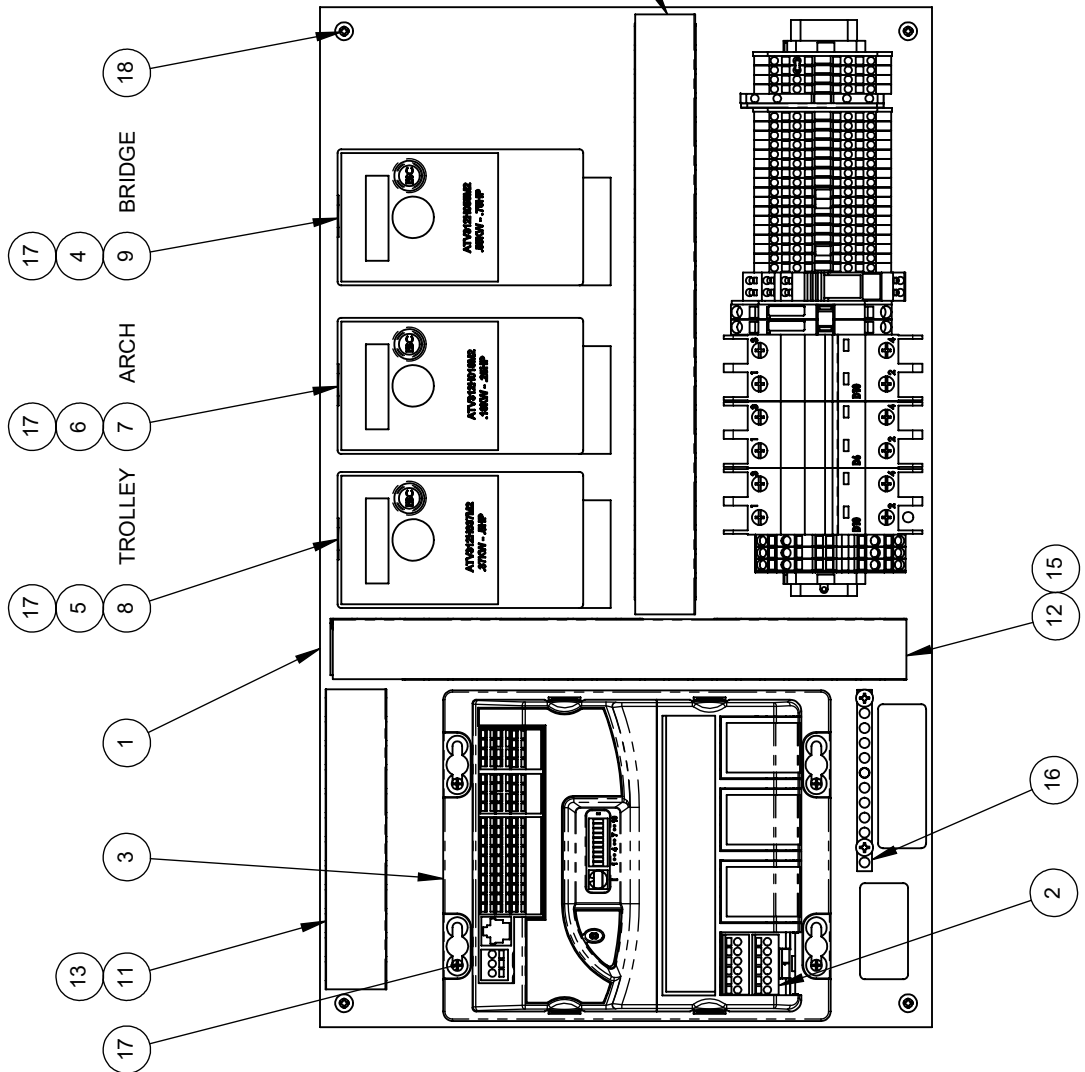
DESCRIPTION:
BRIDGE CONTROL BOX -
AUTOXPRESS

DWG. NO. 11010201 REV 03 SHEET 1 OF 4



VEHICLE WASH SYSTEMS
PART OF OPW
A DOVER COMPANY

ITEM	PART #	DESCRIPTION
1	06240487	PANEL,ELEC,BRIDGE,LWAX
2	04580019	CIRCUIT-BOARD,OUTPUT,5-RELAY,6A
3	11010052	NODE,I/O-MODULE,10IN,20OUT,4US,2SERIAL
4	04080281	HARNES,BRIDGE,VFD,RS-485,LASERWASH
5	04080279	HARNES,TROLLEY,VFD,RS-485,LASERWASH
6	04080280	HARNES,ARCH-ROT,VFD,RS-485,LASERWASH
7	04180016	FREQUENCY-DRIVE,,18kW-.25HP,208/240V,1PH
8	04180015	FREQUENCY-DRIVE,,37kW-.5HP,208/240V,1PH
9	04180014	FREQUENCY-DRIVE,,55kW-.75HP,208/240V,1PH
10	36215	WIRING-DUCT,COVER,1.0",WHT,PVC,LENGTH-12.5"
11	36215	WIRING-DUCT,COVER,1.0",WHT,PVC,LENGTH-6.3"
12	36215	WIRING-DUCT,COVER,1.0",WHT,PVC,LENGTH-12"
13	36221	WIRING-DUCT,1x3,SLOTTED,WHT,PVC,LENGTH-6.3"
14	36221	WIRING DUCT,1x3,SLOTTED,WHT,PVC,LENGTH-12"
15	36221	WIRING-DUCT,1x3,SLOTTED,WHT,PVC,LENGTH-12"
16	04100046	TERMINAL-BLOCK,GND-BAR,9P,8-14AWG,225A
17	70033-SCS	SCREW,#8-32x.38,PRHMS,SST
18	05040240	SCREW,#10-32x.5,PPHMS,SST

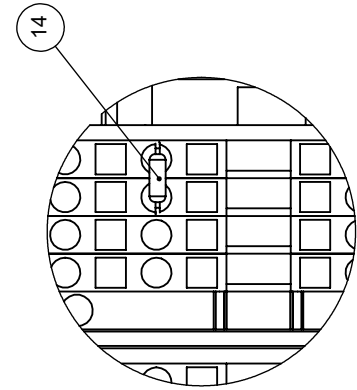


PICTORIAL PARTS CATALOG
 DESCRIPTION:
 BRIDGE CONTROL BOX -
 AUTOEXPRESS

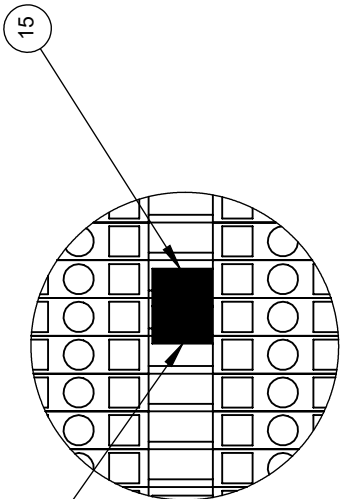
DWG. NO. 11010201 REV 03 SHEET 2 OF 4



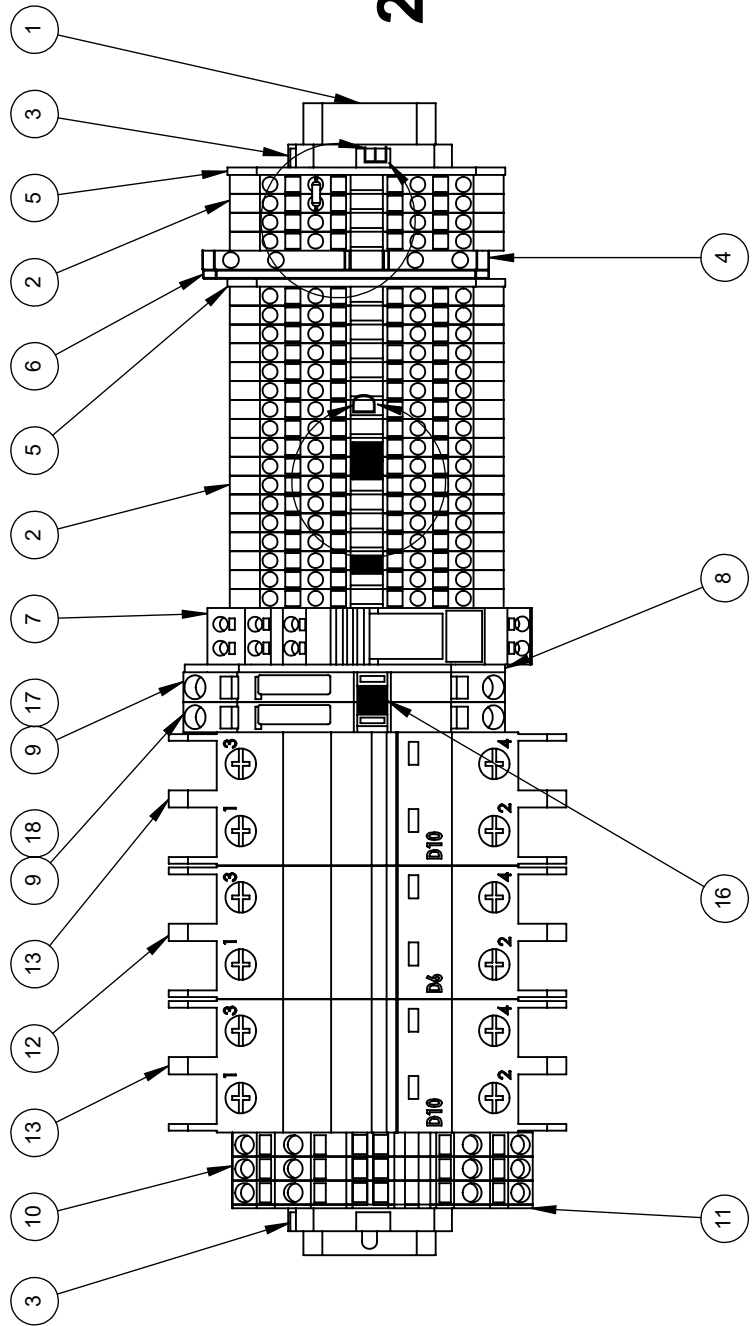
ITEM	PART #	DESCRIPTION
1	36950-12.00	DIN-RAIL,.35mmx10.5mmx1M,AL
2	36507	TERMINAL-BLK,26-14GA,4P,GRAY
3	36650	END-STOP,.6mm,PLST,GRAY,249-116
4	04100024	TERMINAL,GROUND,28-12AWG,4-COND,YEL-GRN
5	36607	END PLATE,FRONT,4P,280-317,ORANGE
6	36503	TERMINAL-END-PLATE,.098X2.95,ORANGE,WAGO
7	04050008	RELAY-SOCKET,W-DPDT-RELAY,24VAC,8A
8	04110035	FUSE-HOLDER,END-PLATE,2P,MINI-AUTOMOTIVE
9	04110031	FUSE-HOLDER,AUTOMOTIVE,TERM-BLK
10	04100050	TERMINAL-BLOCK,4P,10-20AWG,30A,GRAY,WAGO
11	04100051	TERMINAL-END-BARRIER,ORANGE,4P,WAGO
12	04110058	CIRCUIT-BREAKER,6A,2P,D,277V,UL-489
13	04110057	CIRCUIT-BREAKER,10A,2P,D,277V,UL-489
14	04590027	RESISTOR,METAL-FILM,475-OHM,1%TOLORENCE
15	36800	JUMPER,INSULATED,GRAY
16	36802	JUMPER INSULATED 282-402
17	04110059	FUSE,5A,MINI,FAST-ACTING,AUTOMOTIVE,STYL
18	04110034	FUSE,3A,MINI,FAST-ACTING,AUTOMOTIVE



DETAIL E
SCALE 1 : 1



DETAIL D
SCALE 1 : 1



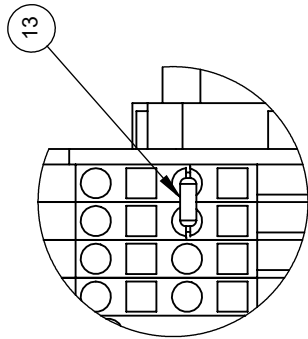
208/230V BRIDGES

PICTORIAL PARTS CATALOG
DESCRIPTION:
BRIDGE CONTROL BOX -
AUTOXPRESS

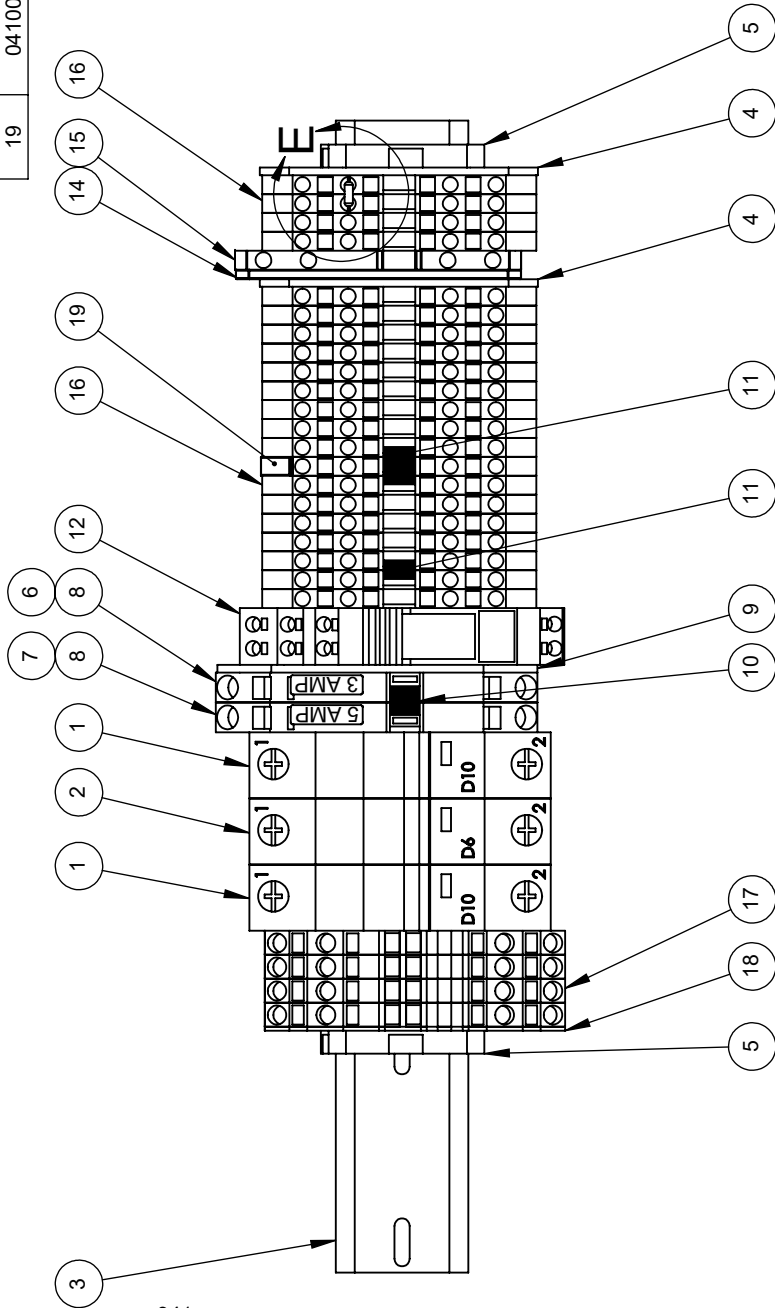
DWG. NO. 11010201 REV 03 SHEET 3 OF 4



ITEM	PART #	DESCRIPTION
1	37639	CIRCUIT-BREAKER,10A,1P,D,400V,UL-1077
2	37629	CIRCUIT-BREAKER,6A,1P,D,400V,UL-1077
3	36950-12.00	DIN-RAIL,.35mmx10.5mmx1M,AL
4	36607	END PLATE,FRONT,4P,280-317,ORANGE
5	36650	END-STOP,6mm,PLST,GRAY,249-116
6	04110034	FUSE,3A,MINI,FAST-ACTING,AUTOMOTIVE
7	04110059	FUSE,5A,MINI,FAST-ACTING,AUTOMOTIVE,STYL
8	04110031	FUSE-HOLDER,AUTOMOTIVE,TERM-BLK
9	04110035	FUSE-HOLDER,END-PLATE,2P,MINI-AUTOMOTIVE
10	36802	JUMPER INSULATED 282-402
11	36800	JUMPER,INSULATED,GRAY
12	04050008	RELAY-SOCKET,W-DPDT-RELAY,24VAC,8A
13	04590027	RESISTOR,METAL-FILM,475-OHM,1%TOLORENCE
14	36503	TERMINAL,END-PLATE,.098X2.95,ORANGE,WAGO
15	04100024	TERMINAL,GROUND,28-12AWG,4-COND,YEL-GRN
16	36507	TERMINAL-BLK,26-14GA,4P,GRAY
17	04100050	TERMINAL-BLOCK,4P,10-20AWG,30A,GRAY,WAGO
18	04100051	TERMINAL-END-BARRIER,ORANGE,4P,WAGO
19	04100059	TERMINAL-MARKER,BRIDGE,LW



DETAIL E
SCALE 1:1



400V BRIDGES

PICTORIAL PARTS CATALOG

DESCRIPTION:
BRIDGE CONTROL BOX -
AUTOXPRESS

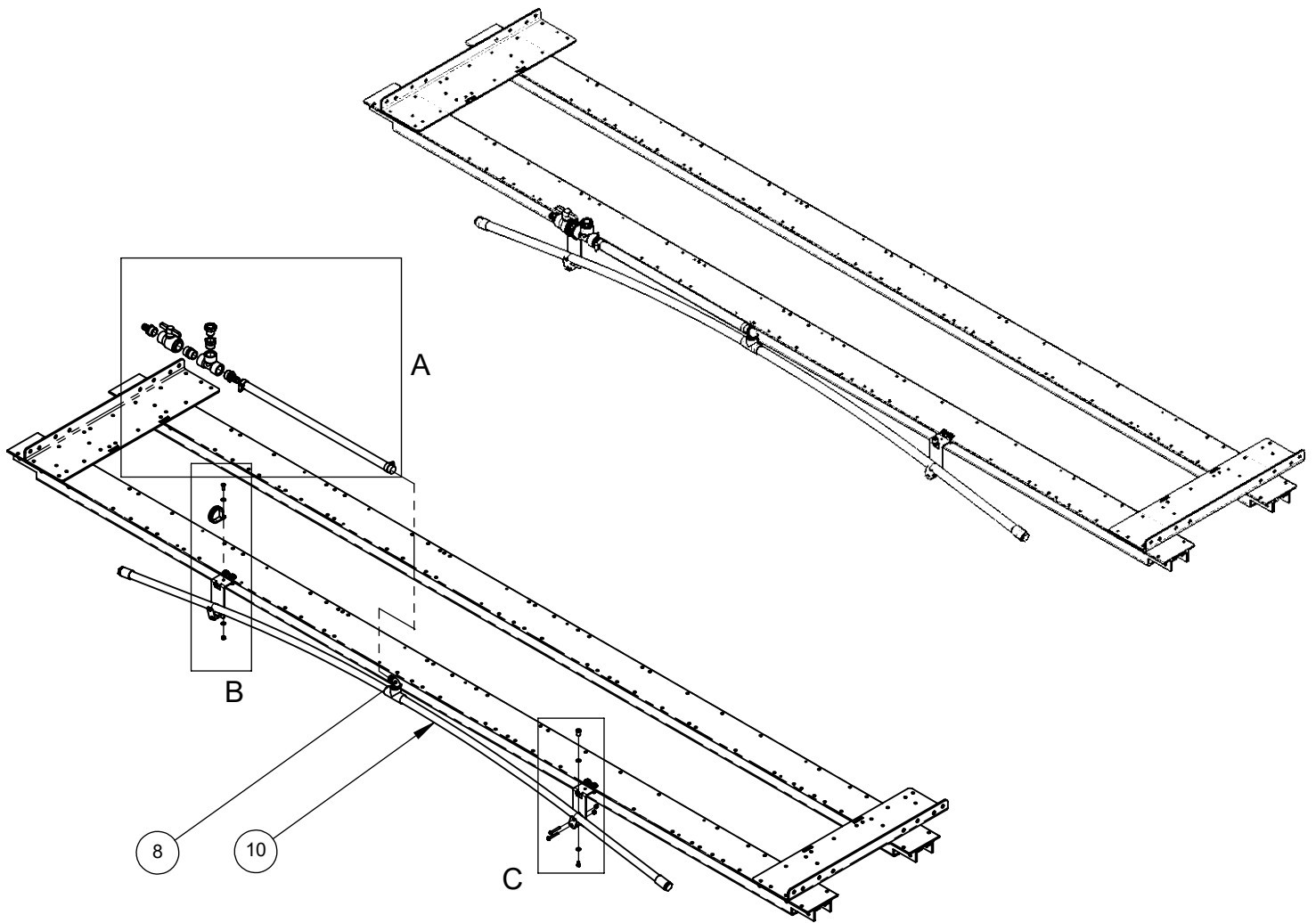
DWG. NO. 11010201 REV 03 SHEET 4 OF 4



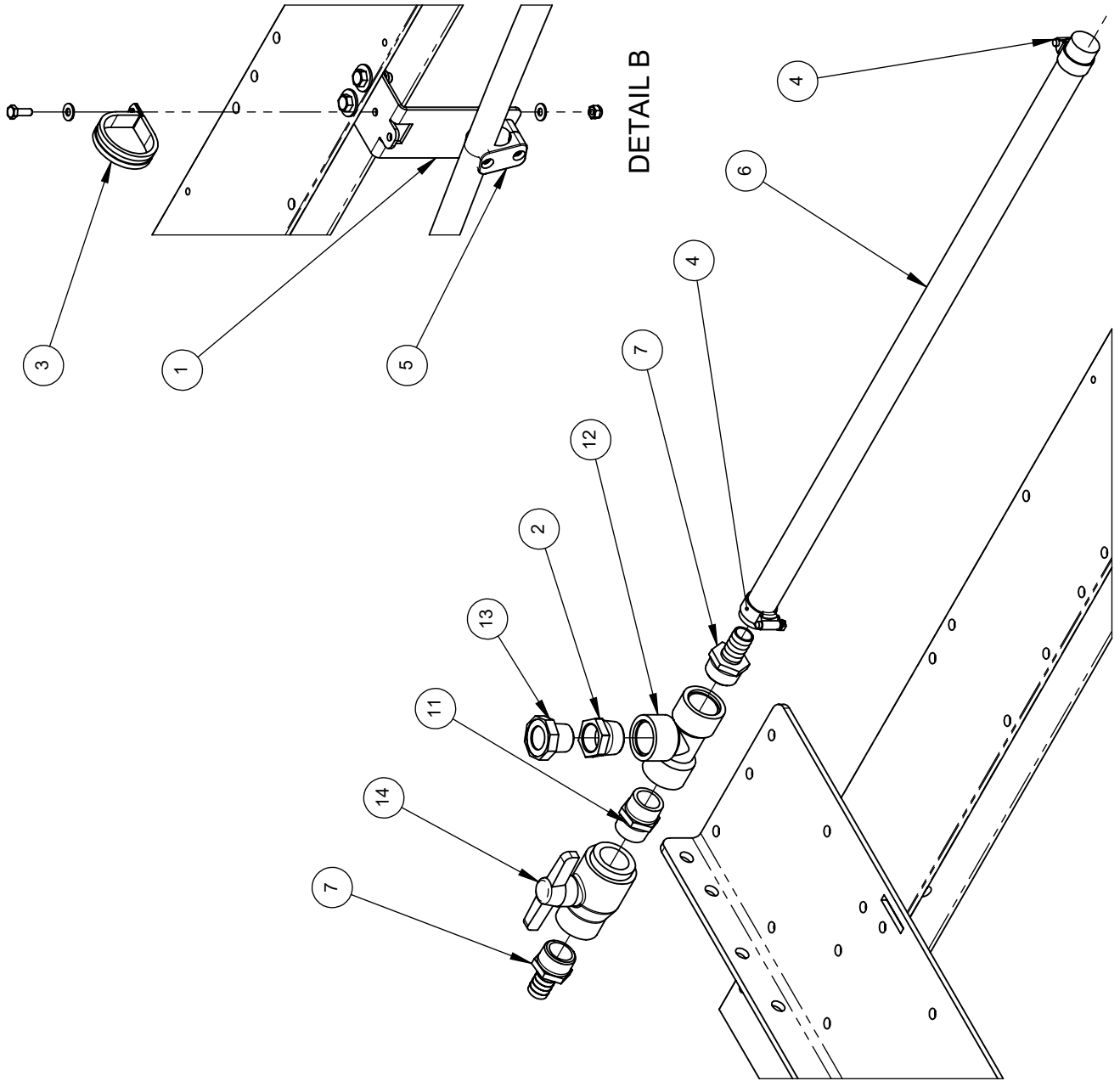
PDQ
VEHICLE WASH SYSTEMS

PART OF OPW
A DOWER COMPANY

ITEM	PART #	DESCRIPTION
1	06140606	BRACKET,MOUNT,RAIN-ARCH,10GA,304SST
2	67714-N	BUSHING,1NPTx3/4NPT,NYL
3	05050022	CLAMP,CABLE,CUSHION,2",SST
4	75103	CLAMP,HOSE,#12,.75H,SST
5	75016	CLAMP,TUBE,1",PP,STANDARD
6	61030	HOSE,3/4,200,BLACK,SYN-RBR,SYN-YRN
7	68124-MHN	HOSE-BARB,3/4Hx1MNPT,NYL
8	68323-MHN	HOSE-BARB,3/4Hx3/4MNPT,90°,NYL
9	05180006	INSERT,THREADED,1/4UNC,NPRN,BRS
10	03220234	MANIFOLD,RINSE,RAIN-ARCH,LASERWASH
11	67063-4N	NIPPLE,HEX,1NPT,NYL
12	67125-4N	TEE,1NPT,PIPE,SC40,NYL
13	03010157	VALVE,AUTO-DRAIN,3/4MNPT,PLSTC
14	63200	VALVE,BALL,1FPT,PVC



PICTORIAL PARTS CATALOG		
DESCRIPTION: RAIN ARCH - AUTOXPRESS		
DWG. NO.	REV	SHEET
11250179	02	1 OF 2
 VEHICLE WASH SYSTEMS		
<small>PART OF OPW</small>		<small>DOVER COMPANY</small>



DETAIL B

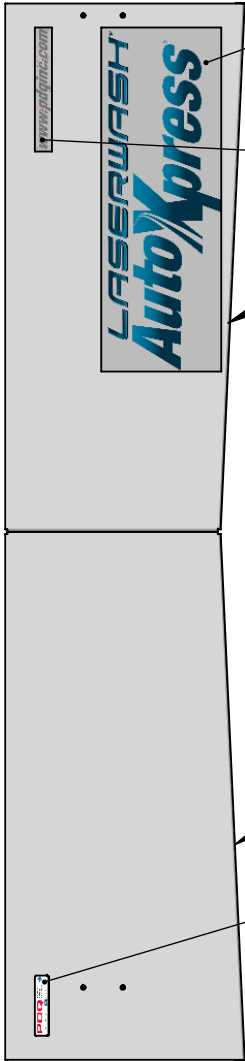
DETAIL C

DETAIL A

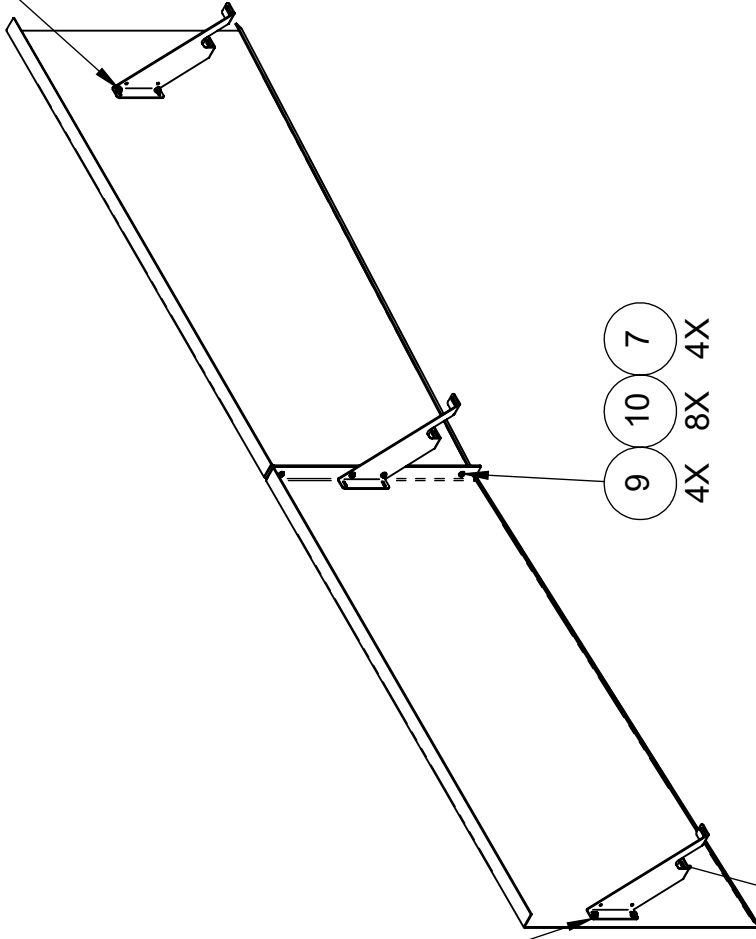
PICTORIAL PARTS CATALOG
DESCRIPTION:
RAIN ARCH - AUTOXPRESS

DWG. NO. 11250179 REV 02 SHEET 2 OF 2





2X 2X 2X
 7 10 8



2X 2X 2X
 7 10 8

9 10 7
 4X 8X 4X

3X 1

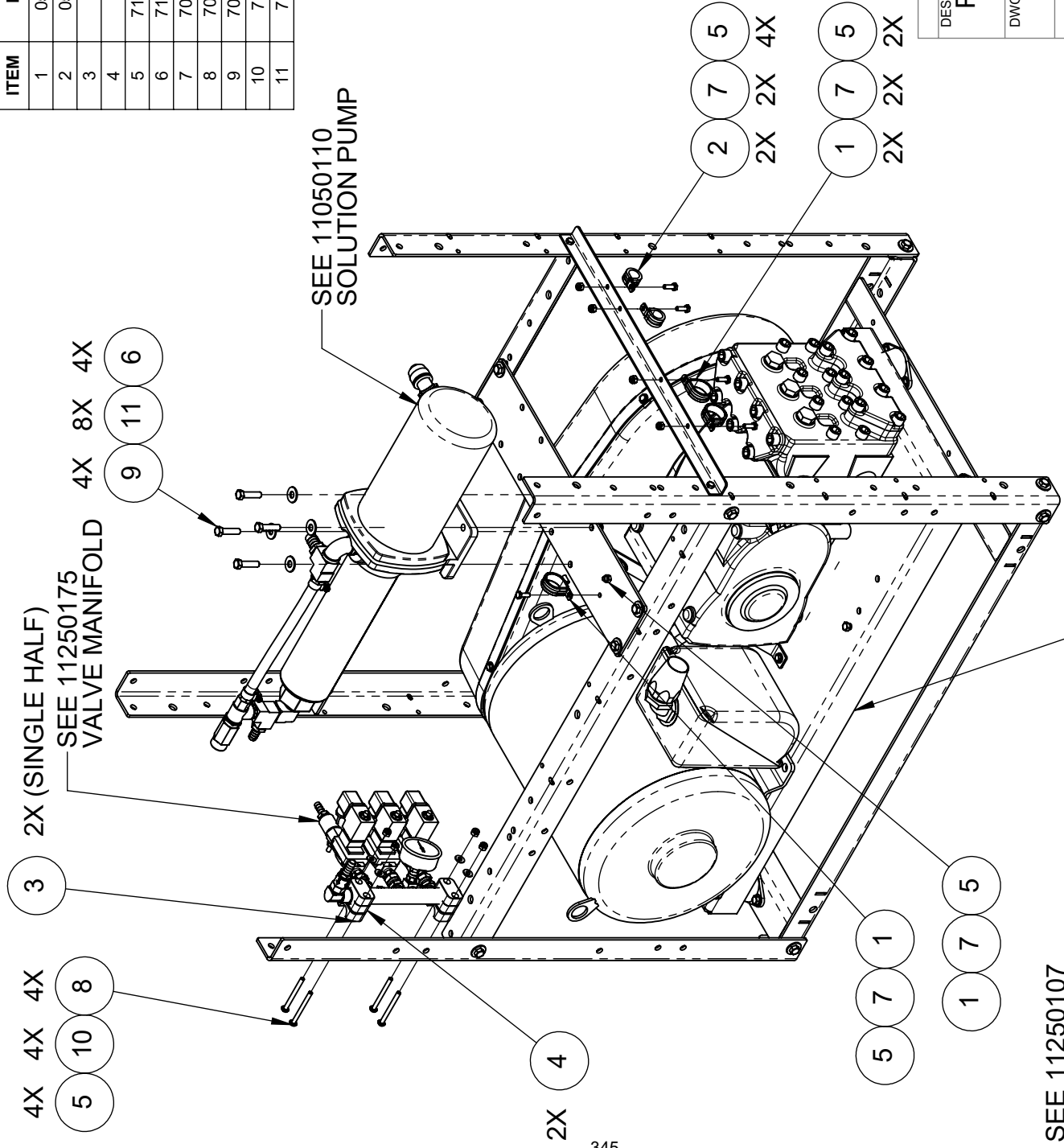
ITEM	PART #	DESCRIPTION
1	06141102	BRACKET,COVER,LWAX
2	06160447	COVER,HALF,BASIC,LEFT,LASERWASH
3	06160437	COVER,HALF,BASIC,RIGHT,LASERWASH
4	02030434	DECAL, BRIDGE,LWAX
5	02030393	DECAL,PDQ-LOGO,7-1/2 x 3-1/8
6	02030394	DECAL,PDQINC.COM,15-1/2 x 2-1/8
7	71011-NCS	NUT,1/4-20,HEX,LOCK,SST
8	05040133	SCREW,1/4-20x.75,PTHMS,SST
9	70110-HCS	SCREW,1/4-20x1.00,HHCS,SST
10	71511-FS	WASHER,1/4,FLAT,SST

PICTORIAL PARTS CATALOG
 DESCRIPTION:
BRIDGE COVERS - AUTOXPRESS

DWG. NO. 11260067 REV 01 SHEET 1 OF 1



ITEM	PART #	DESCRIPTION
1	05050032	CLAMP,CABLE,CUSHION,1-1/4",SST
2	05050008	CLAMP,CABLE,CUSHION,3/4",SST
3	75016	CLAMP,TUBE,1",PP,STANDARD
4	75016	CLAMP,TUBE,1",PP,STANDARD
5	71011-NCS	NUT,1/4-20,HEX,LOCK,SST
6	71013-NCS	NUT,3/8-16,HEX,LOCK,SST
7	70108-HCS	SCREW,1/4-20x.75,HHCS,SST
8	70117-SCS	SCREW,1/4-20x2.75,SRHMS,SST
9	70182-HCS	SCREW,3/8-16x1.50,HHCS,SST
10	71511-FS	WASHER,1/4,FLAT,SST
11	71513-FS	WASHER,3/8,FLAT,1-OD.,083THK,SST



SEE 11250107
HIGH PRESSURE PUMP AND FRAME

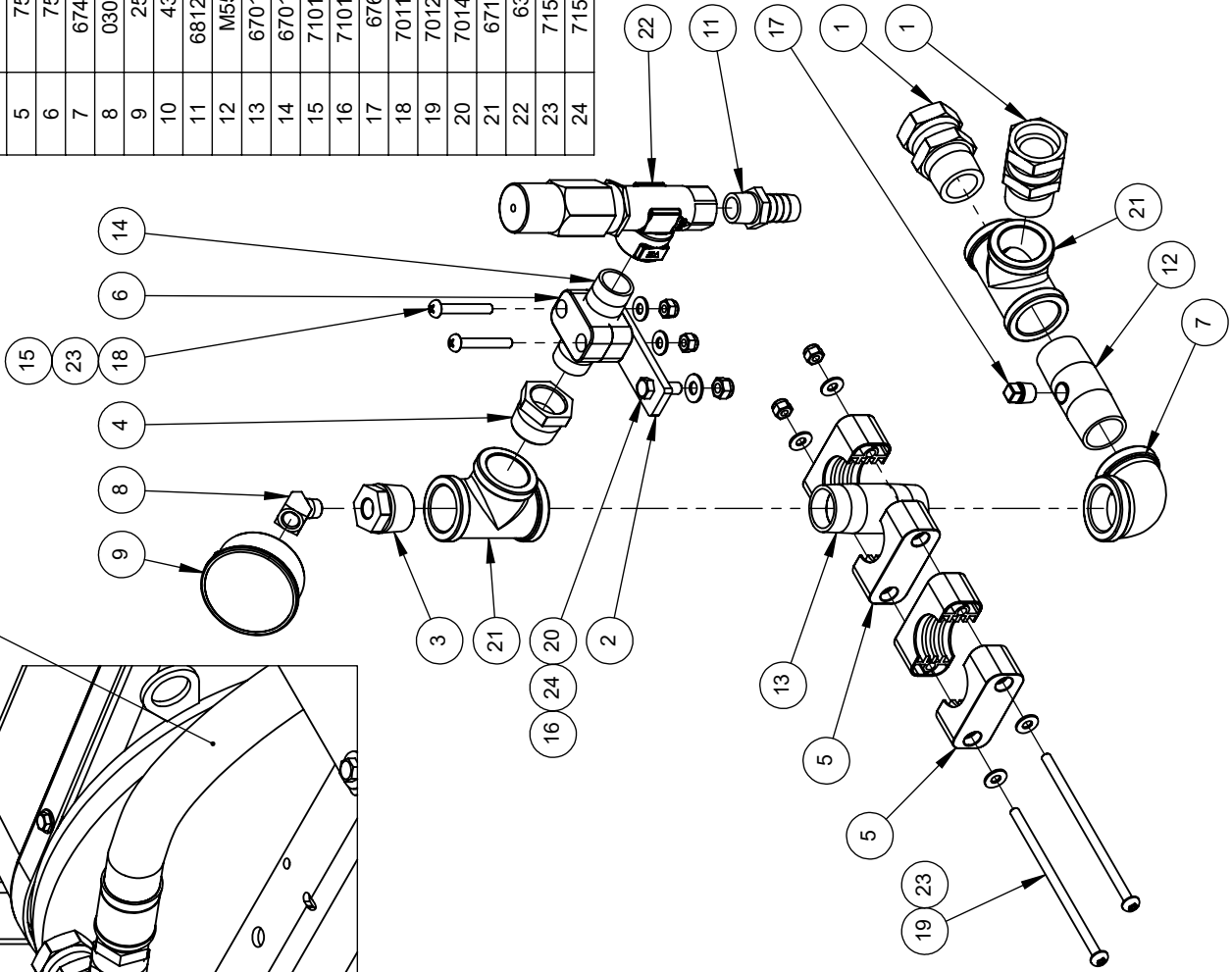
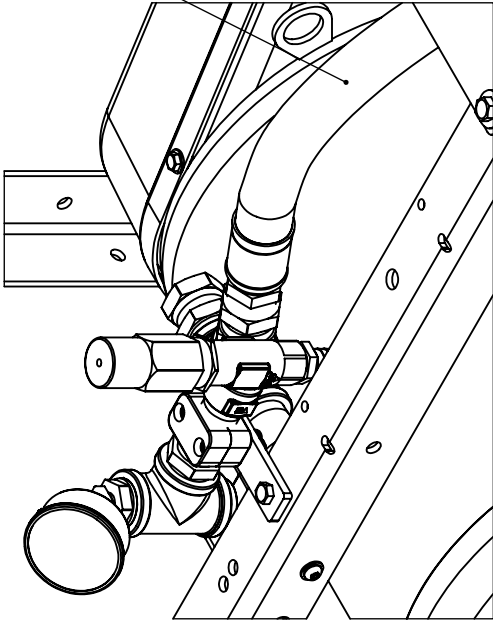
PICTORIAL PARTS CATALOG

DESCRIPTION:
PUMP STATION - AUTOXPRESS

DWG. NO. 09070154 REV 04 SHEET 1 OF 1



HP HOSE # 43900



ITEM	PART #	DESCRIPTION
1	44562-N	ADAPTER,1FNPT-SWIVELX1MMNPT,NI-PLT
2	06141303	BRACKET,WATER-VALVE,HP,STANDARD,LWAX
3	67711-B	BUSHING,1NPTX1/4NPT,BRS
4	67714-B	BUSHING,1NPTX3/4NPT,BRS
5	75025	CLAMP,PIPE,1.00,PP,STANDARD
6	75016	CLAMP,TUBE,1",PP,STANDARD
7	67410-4S	ELBOW,1NPT,90DEG,SC40,SST
8	03040001	ELBOW,STREET,1/4NPT,45DEG,BRS
9	25111	GAUGE,PRES,0-2000PSI,1/4MPT,CBM,LIC,2.5"
10	43900	HOSE,HYD,1.00-MPT,27.00-OAL,2000PSI
11	68122-MHB	HOSE-BARB,3/4HX1/2MNPT,BRS
12	M550044	MANIFOLD,ARCH-WEEP-INLET,M5,SST
13	67015-D4S	NIPPLE,1NPTX3.00,SC40,SST
14	67014-D4B	NIPPLE,3/4NPTX3.00,SC40,BRS
15	71011-NCS	NUT,1/4-20,HEX,LOCK,SST
16	71012-NCS	NUT,5/16-18,HEX,LOCK,SST
17	67603-B	PLUG,1/4NPT,SQ-HD,BRS
18	70113-SCS	SCREW,1/4-20X1.75,PRHMS,SST
19	70127-SCS	SCREW,1/4-20X5.50,SRHMS,SST
20	70145-HCS	SCREW,5/16-18X1.00,HHCS,SST
21	67125-4S	TEE,1NPT,PIPE,SC40,SST
22	63188	VALVE,BAL-RLF,3/4FPT,53.5GPM,2560PSI,BR
23	71511-FS	WASHER,1/4,FLAT,SST
24	71512-FS	WASHER,5/16,FLAT,SST

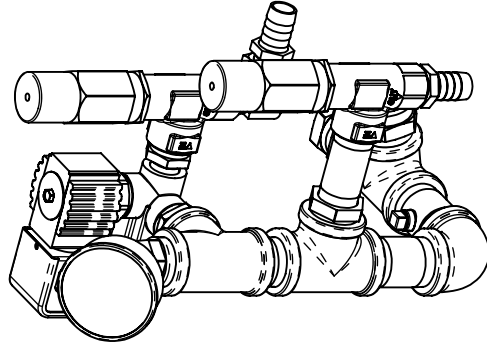
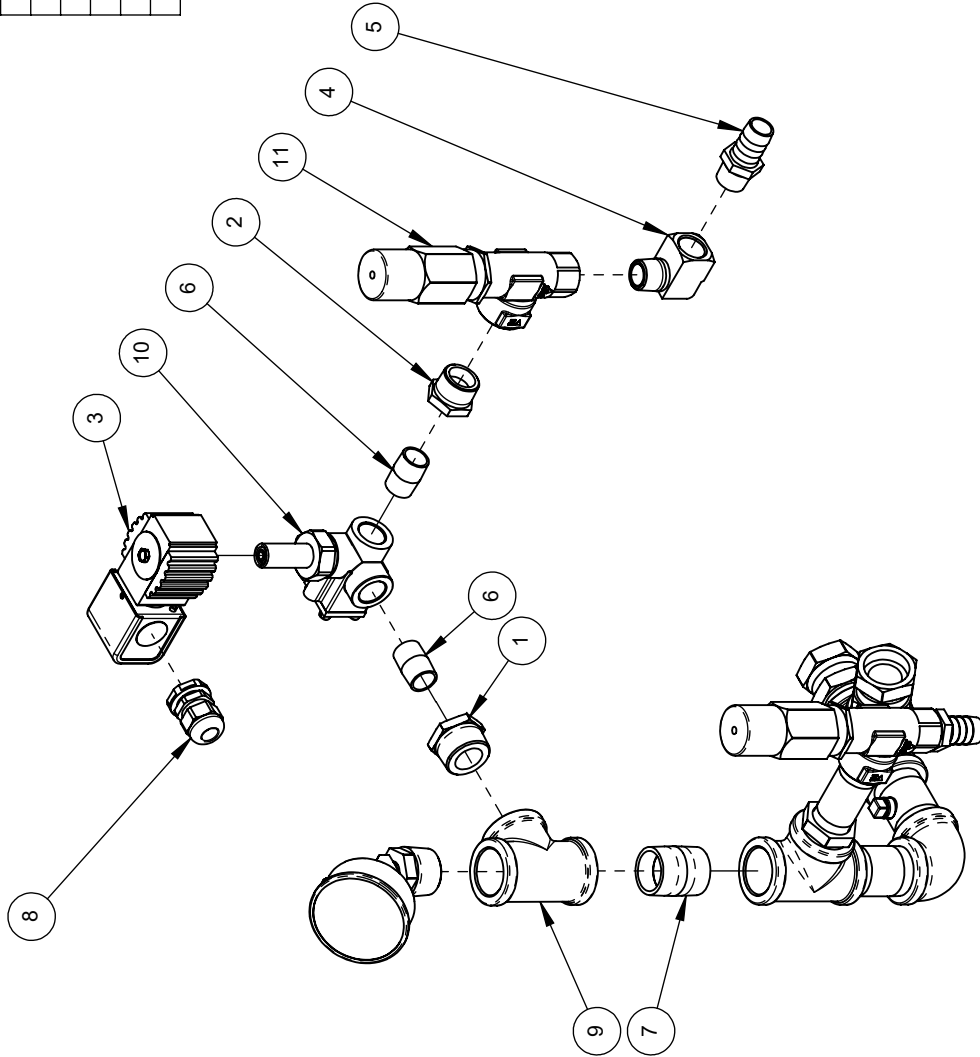
BASE ASSEMBLY NO OPTIONS

PICTORIAL PARTS CATALOG
DESCRIPTION:
**BASE HP CONTROL -
AUTOXPRESS**

DWG. NO. 11030124 REV 04 SHEET 1 OF 3



ITEM	PART #	DESCRIPTION
1	67713-B	BUSHING, 1NPTx1/2NPT, BRS
2	67709-B	BUSHING, 3/4NPTx1/2NPT, BRS
3	63300	COIL, JUNCTION-BOX, 24VAC, 50/60HZ
4	67491-4B	ELBOW, STREET, 1/2NPT, 90DEG, SC40, BRS
5	68122-MHB	HOSE-BARB, 3/4Hx1/2MNPT, BRS
6	67013-4B	NIPPLE, 1/2NPTxCLOSE, SC40, BRS
7	67015-4S	NIPPLE, 1NPTxCLOSE, SC40, SST
8	36402	STRAIN-RELIEF, .236-.472", POLY, W/LOCKNUT
9	67125-4S	TEE, 1NPT, PIPE, SC40, SST
10	63307	VALVE, 2WAY-NC, 1/2FPT, 1200PSI, NO-COIL
11	63188	VALVE, BAL-RLF, 3/4FPT, 53.5GPM, 2560PSI, BR



WITH WATER SAVER OPTION

PICTORIAL PARTS CATALOG

DESCRIPTION:
**BASE HP CONTROL -
 AUTOXPRESS**

DWG. NO. 11030124 REV 04 SHEET 2 OF 3

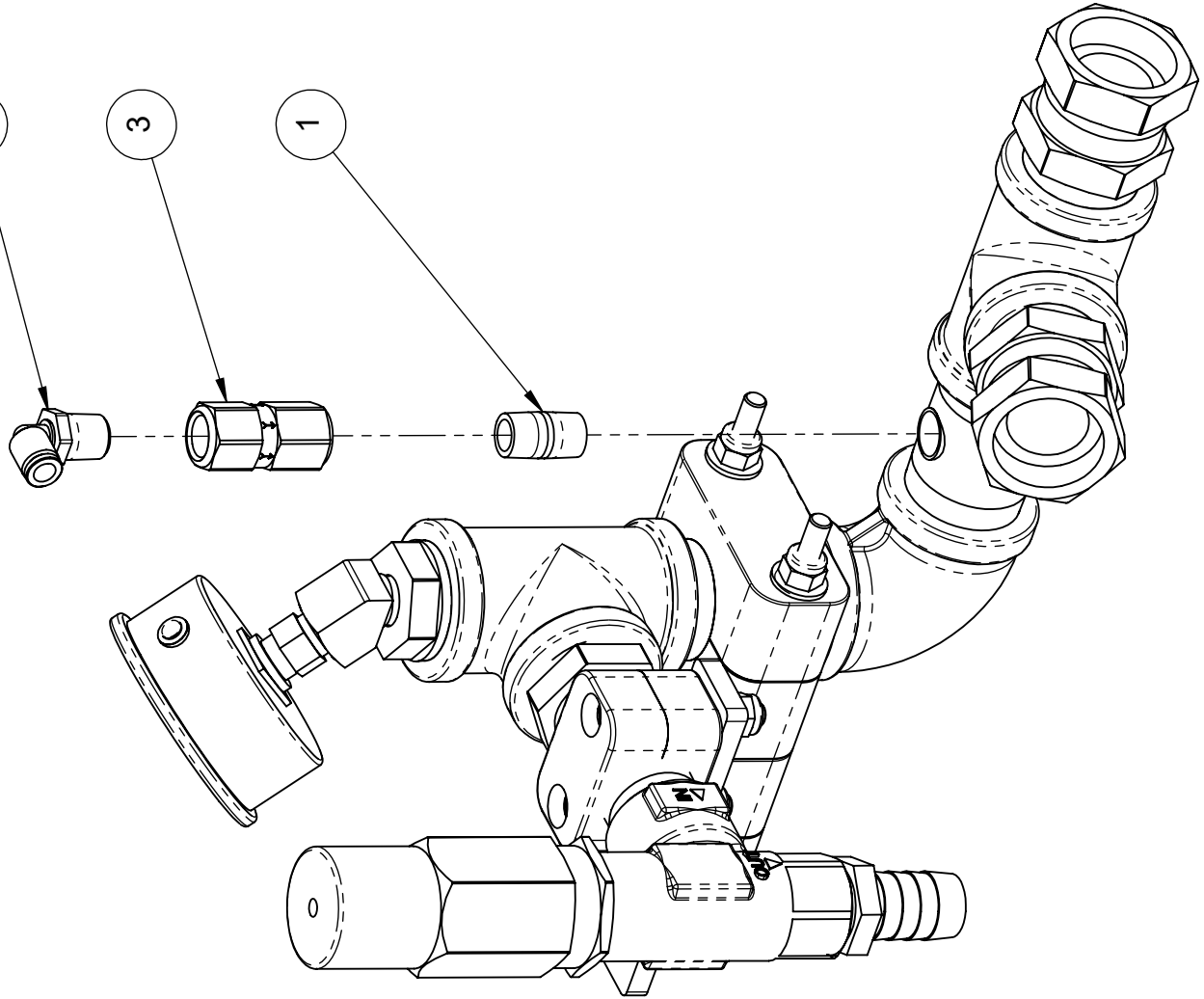


PDQ
 VEHICLE WASH SYSTEMS

PART OF OPW
 A DOWDER COMPANY

CONFIDENTIAL

ITEM	PART #	DESCRIPTION
1	67011-4B	NIPPLE, 1/4NPTXCLOSE, SC40, BRS
2	24336-PB	TUBE-FTG. ELBOW, 1/4TX1/4NPT, PUSH, BRS
3	63135	VALVE, CHECK, 1/4FNPT, 1200PSI, BRS



WITH WEEP OPTION

PICTORIAL PARTS CATALOG

DESCRIPTION:
BASE HP CONTROL -
AUTOXPRESS

DWG. NO. 11030129 REV 04 SHEET 3 OF 3



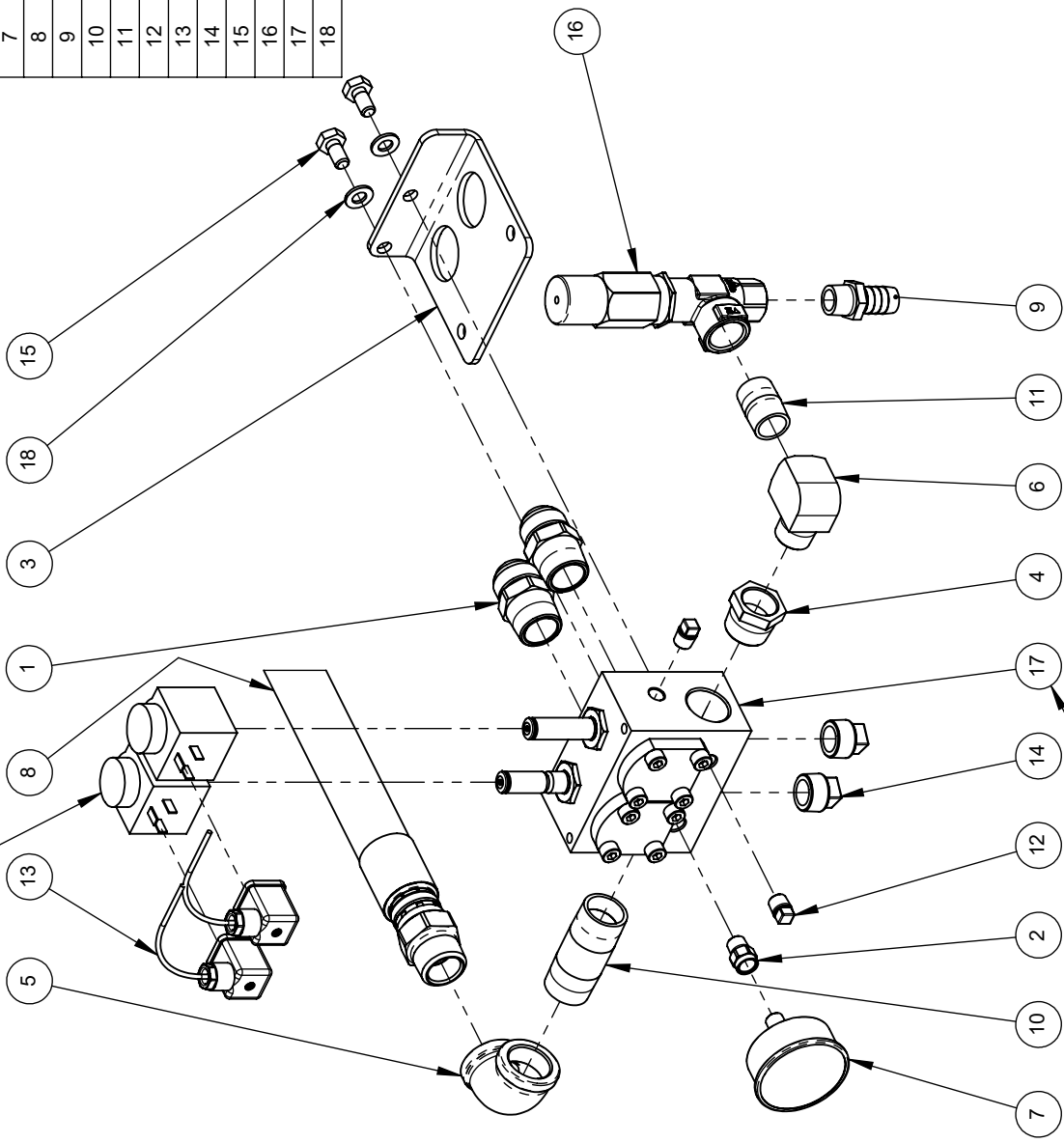
PDQ
VEHICLE WASH SYSTEMS

PART OF OPW
A DOVER COMPANY

THIS DRAWING AND THE INFORMATION THEREIN IS THE SOLE PROPERTY OF PDQ MANUFACTURING, INC. AND CANNOT BE COPIED OR DISCLOSED WITHOUT THE WRITTEN CONSENT OF PDQ MANUFACTURING, INC.

ITEM	PART #	DESCRIPTION
1	03140044	ADAPTER,#16-MJICx1MPT,Z-PLT
2	03140035	ADAPTER,CONN,1/4MNPTx1/4FNPT,SST
3	06141097	BRACKET,FRAME,MOUNT,HP-VALVE,LW
4	67714-B	BUSHING,1NPTx3/4NPT,BRS
5	67410-4S	ELBOW,1NPT,90DEG,SC40,SST
6	67493-4B	ELBOW,STREET,3/4NPT,90DEG,BRS,BARSSTOCK
7	25111	GAUGE,PRES,0-2000PSI,1/4MPT,CBM,LIC,2.5"
8	43911	HOSE ASSY 1"x43.5" HP 4 BRAID SWVL ENDS
9	68122-MHB	HOSE-BARB,3/4HX1/2MNPT,BRS
10	67015-D4S	NIPPLE,1NPTx3.00,SC40,SST
11	67014-4B	NIPPLE,3/4NPTxCLOSE,SC40,BRS
12	67603-B	PLUG,1/4NPT,SQ-HD,BRS
13	63042	PLUG,18mm,DIN,PLSTC
14	67604-B	PLUG,3/4NPT,SQ-HD,BRS
15	05040021	SCREW,M10x20mm,HHCS,SST
16	63188	VALVE,BAL-RLF,3/4FPT,.53.5GPM,2560PSI,BR
17	03010146	VALVE,HIGH-PRESSURE,NO/NC,1",SST
18	05030009	WASHER,M10,FLAT,SST

FOR 60 HZ USE COIL 63040
FOR 50 HZ USE COIL 63044



VALVE REPAIR KITS
 03010145 ARMATURE, VALVE STEM, NORMALLY CLOSED
 03010160 ARMATURE, VALVE STEM, NORMALLY OPEN
 03010161 PISTON (REPAIRS ONE PISTON)

PICTORIAL PARTS CATALOG

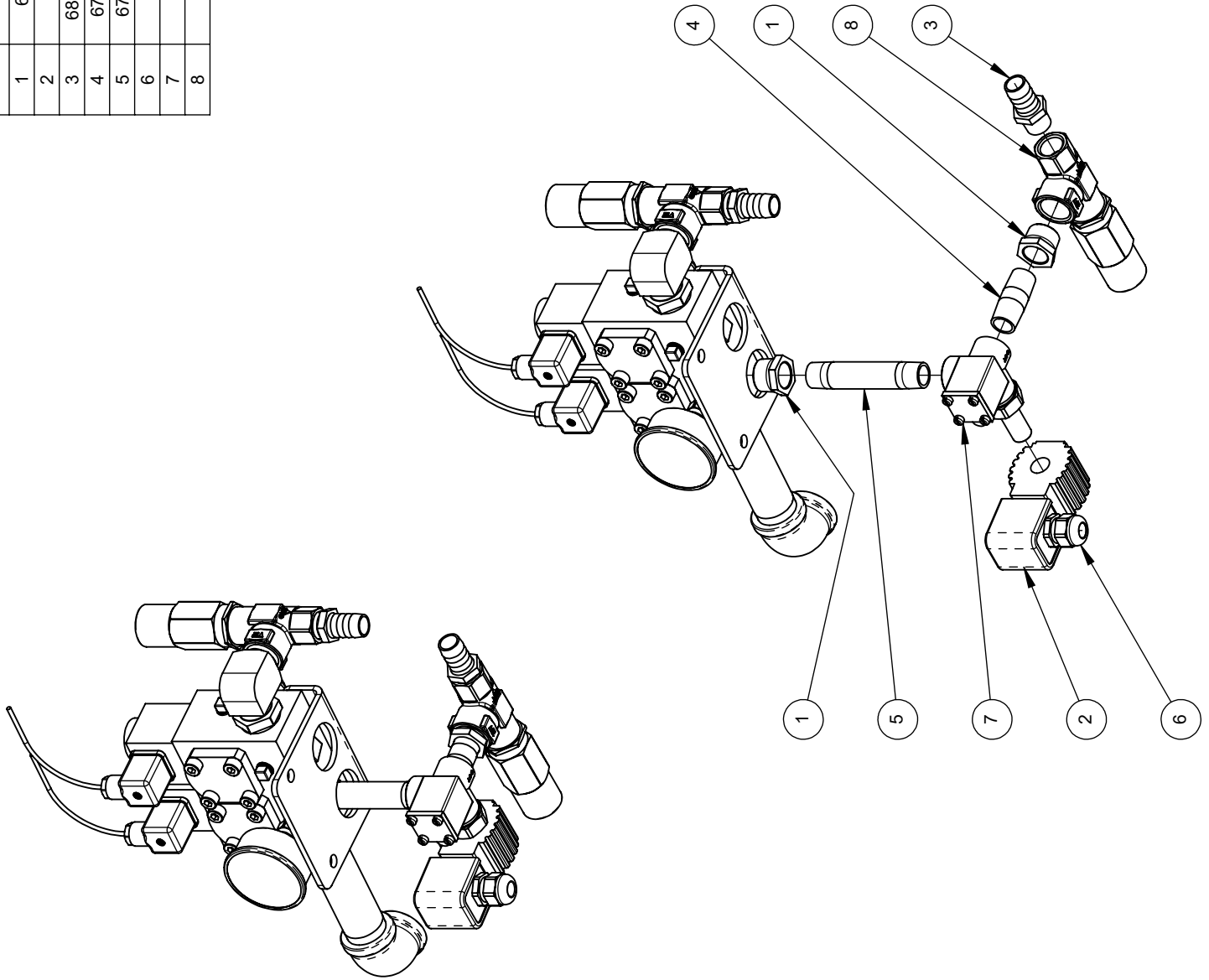
DESCRIPTION:
**HIGH PRESSURE CHANGEOVER
 VALVE - AUTOXPRESS**

DWG. NO. 11030125 REV 04 SHEET 1 OF 1



PDQ
 VEHICLE WASH SYSTEMS
 PART OF OPW
 A DOWER COMPANY

ITEM	PART #	DESCRIPTION
1	67709-B	BUSHING, 3/4NPTx1/2NPT, BRS
2	63300	COIL, JUNCTION-BOX, 24VAC, 50/60HZ
3	68122-MHB	HOSE-BARB, 3/4HX1/2MNPT, BRS
4	67013-B4B	NIPPLE, 1/2NPTx2.00, SC40, BRS
5	67013-F4B	NIPPLE, 1/2NPTx4.00, SC40, BRS
6	36402	STRAIN-RELIEF, .236-.472", POLY, W/LOCKNUT
7	63307	VALVE, 2WAY-NC, 1/2FPT, 1200PSI, NO-COIL
8	63188	VALVE, BAL-RLF, 3/4FPT, 53.5GPM, 2560PSI, BR



PICTORIAL PARTS CATALOG

DESCRIPTION:
WATER SAVER - AUTOXPRESS

DWG. NO. 11030126 REV 02 SHEET 1 OF 1

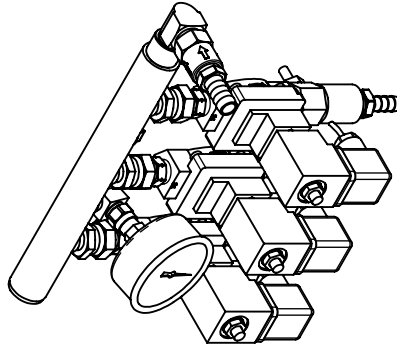
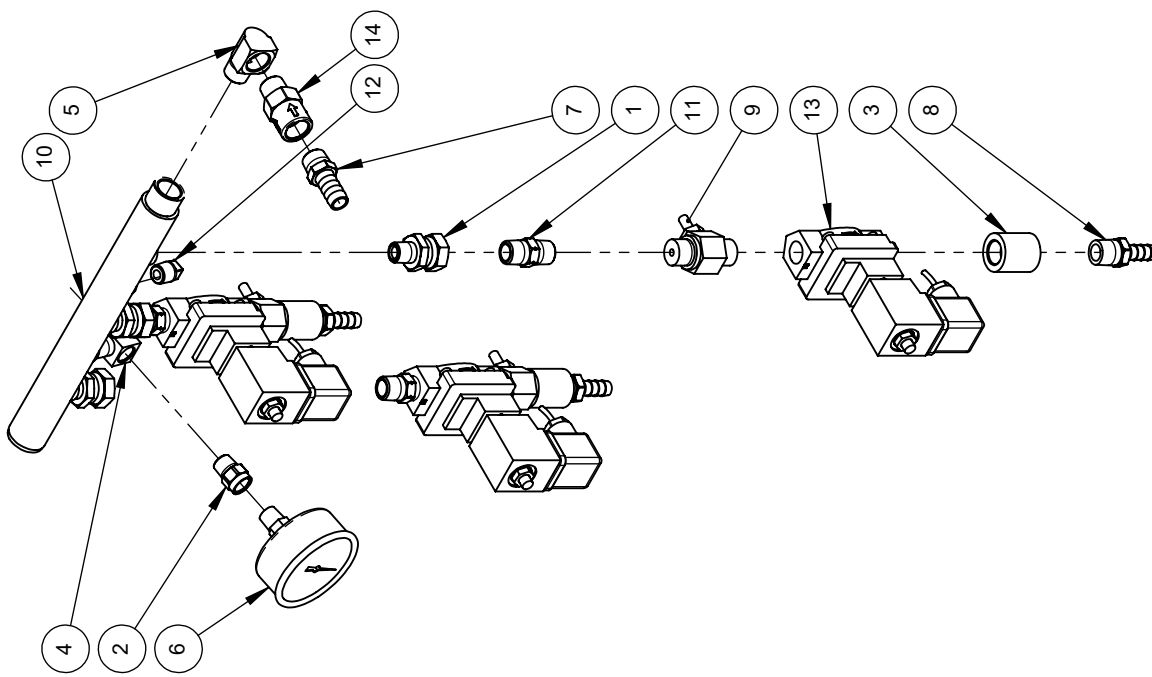


PDQ
VEHICLE WASH SYSTEMS

PART OF OPW
A DOVER COMPANY

CONFIDENTIAL

ITEM	PART #	DESCRIPTION
1	44553-S	ADAPTER,3/8FNPT-SWIVELx1/4MNPT,SST
2	03140035	ADAPTER,CONN,1/4MNPTx1/4FNPT,SST
3	67794-4S	COUPLING,3/8NPT,SST
4	67487-4B	ELBOW,STREET,1/4NPT,90DEG,SHORT,SC40,BRS
5	67489-4B	ELBOW,STREET,3/8NPT,90DEG,SC40,BRS
6	25046	GAUGE,PRES,0-400PSI,1/4NPT,CBM,LIQ,2.50"
7	68116-MHB	HOSE-BARB,1/2HX3/8MNPT,BRS
8	03310038	HOSE-BARB,3/8HX3/8MNPT,SST
9	03150027	INJECTOR,.086,SST,GENERAL-PUMP
10	03220276	MANIFOLD,SOLUTION,5-PORTS,GAUGE,SST,LWAX
11	67055-4B	NIPPLE,HEX,3/8NPT,BRS
12	67603-B	PLUG,1/4NPT,SQ-HD,BRS
13	03010176	VALVE,3/8,SST,2-WAY,NC,232PSI
14	03010101	VALVE,CHECK,3/8,BRS,SST-INTL,FNPTxMNPT



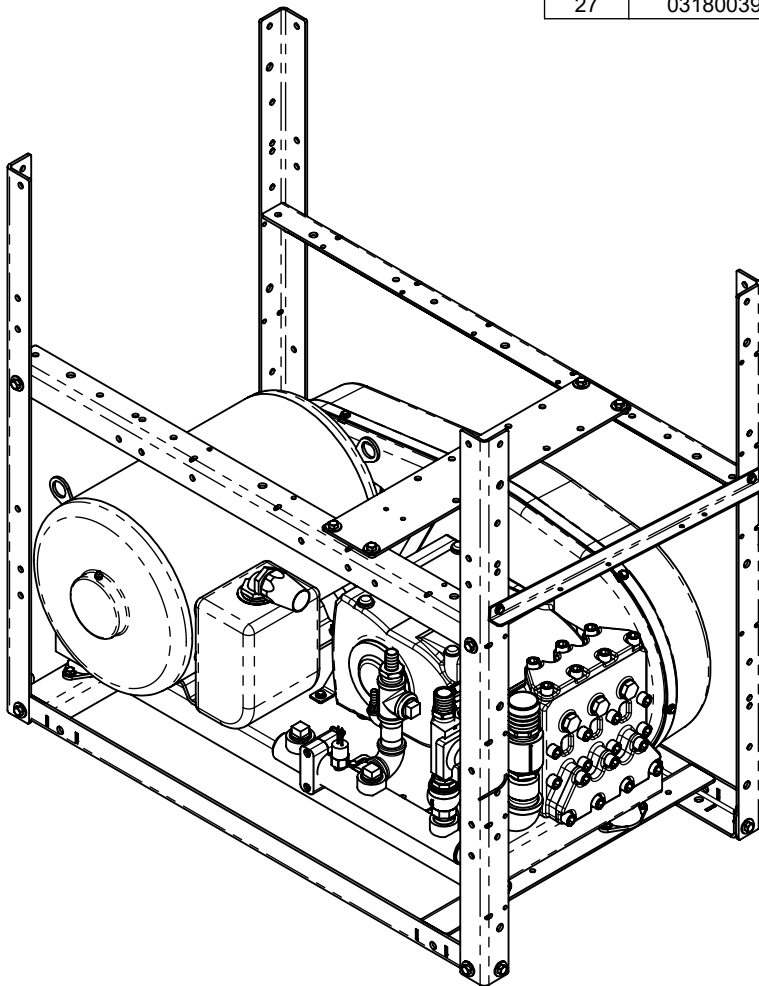
PICTORIAL PARTS CATALOG
 DESCRIPTION:
 CHEMICAL MANIFOLD -
 AUTOXPRESS

DWG. NO. 11250175 REV 02 SHEET 1 OF 1



THIS DRAWING AND THE INFORMATION THEREIN IS THE SOLE PROPERTY OF PDQ MANUFACTURING, INC. AND CANNOT BE COPIED OR DISCLOSED WITHOUT THE WRITTEN CONSENT OF PDQ MANUFACTURING, INC.

ITEM	PART #	DESCRIPTION
1	03140064	ADAPTER,1/2BSPPx1/4FNPT
2	44562-N	ADAPTER,1FNPT-SWIVELx1MNPT,NI-PLT
3	SEE CHART	BELT,V,RBR
4	06140889	BRACKET,BELT-GUARD-BRACE,SST
5	06140894	BRACKET,SUPPORT,INLET,PUMP,LASERWASH
6	12532-SD	BUSHING,SHEAVE,1-7/8,TYPE-SD
7	06200074	BUSHING,SHEAVE,40MM,SK,STL
8	75101	CLAMP,HOSE,#6,.38-50H,SST
9	05050067	CLAMP,PIPE,1-1/2,PP,STANDARD
10	02030342	DECAL,WARNING,HAZARDOUS-MOVING-PARTS
11	67410-4S	ELBOW,1NPT,90DEG,SC40,SST
12	06160354	GUARD,BELT,INNER,PUMP-STATION,LASERWASH
13	06160355	GUARD,BELT,OUTER,PUMP-STATION,LASERWASH
14	SEE CHART	HARNESS,25HP-MOTOR,LWAX
15	03340098	HOSE,HYD,24",.375,300PSI,INSTA,GRIP
16	03310032	HOSE-BARB,3/8Hx1/4FNPT,BRS
17	03310003	HOSE-BARB,3/8Hx1/4MNPT,BRS
18	36173	KNOCKOUT ADAPTOR 1-1/2" X 1"
19	SEE CHART	MOTOR,25HP
20	67015-4S	NIPPLE,1NPTxCLOSE,SC40,SST
21	05020062	NUT,1/4-20,CAGE-TYPE,PLTD-STL
22	67607-B	PLUG,1-1/2NPT,SQ-HD,BRS
23	67603-B	PLUG,1/4NPT,SQ-HD,BRS
24	67605-B	PLUG,1NPT,SQ-HD,BRS
25	SEE CHART	PULLEY,V-BELT
26	SEE CHART	PULLEY,V-BELT
27	03180039	PUMP,EMPEROR,HTCK4050S,36GPM,800RPM



SEE 11080090
PUMP STATION FRAME

PICTORIAL PARTS CATALOG

DESCRIPTION:

**HIGH PRESSURE PUMP -
AUTOXPRESS**

DWG. NO.

11050107

REV

07

SHEET

1 OF 4



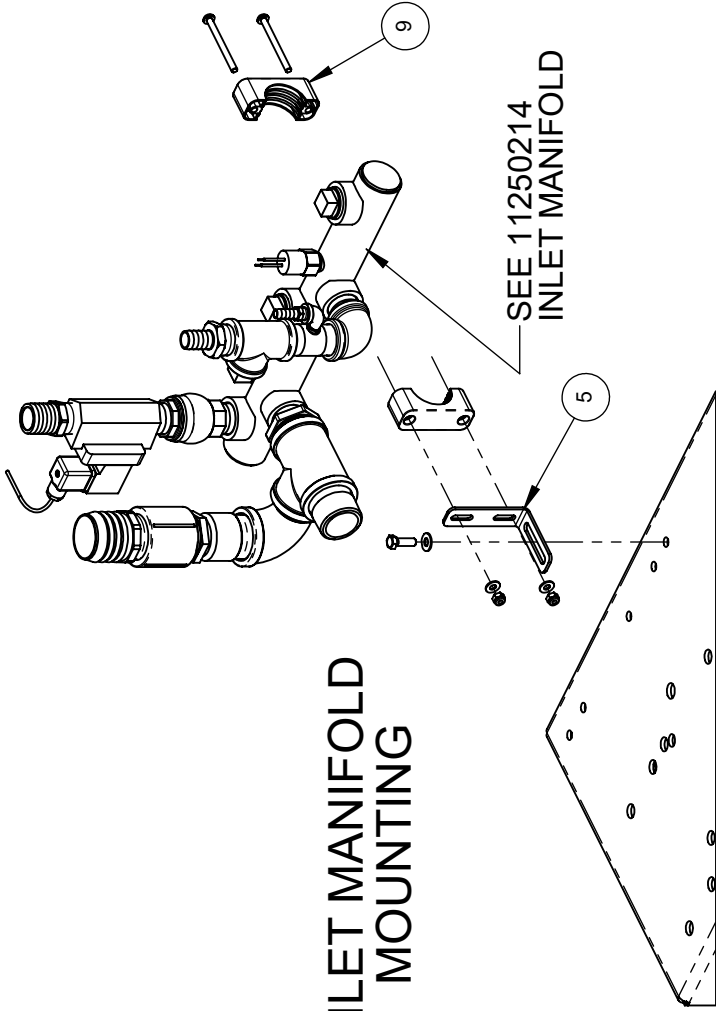
VEHICLE WASH SYSTEMS



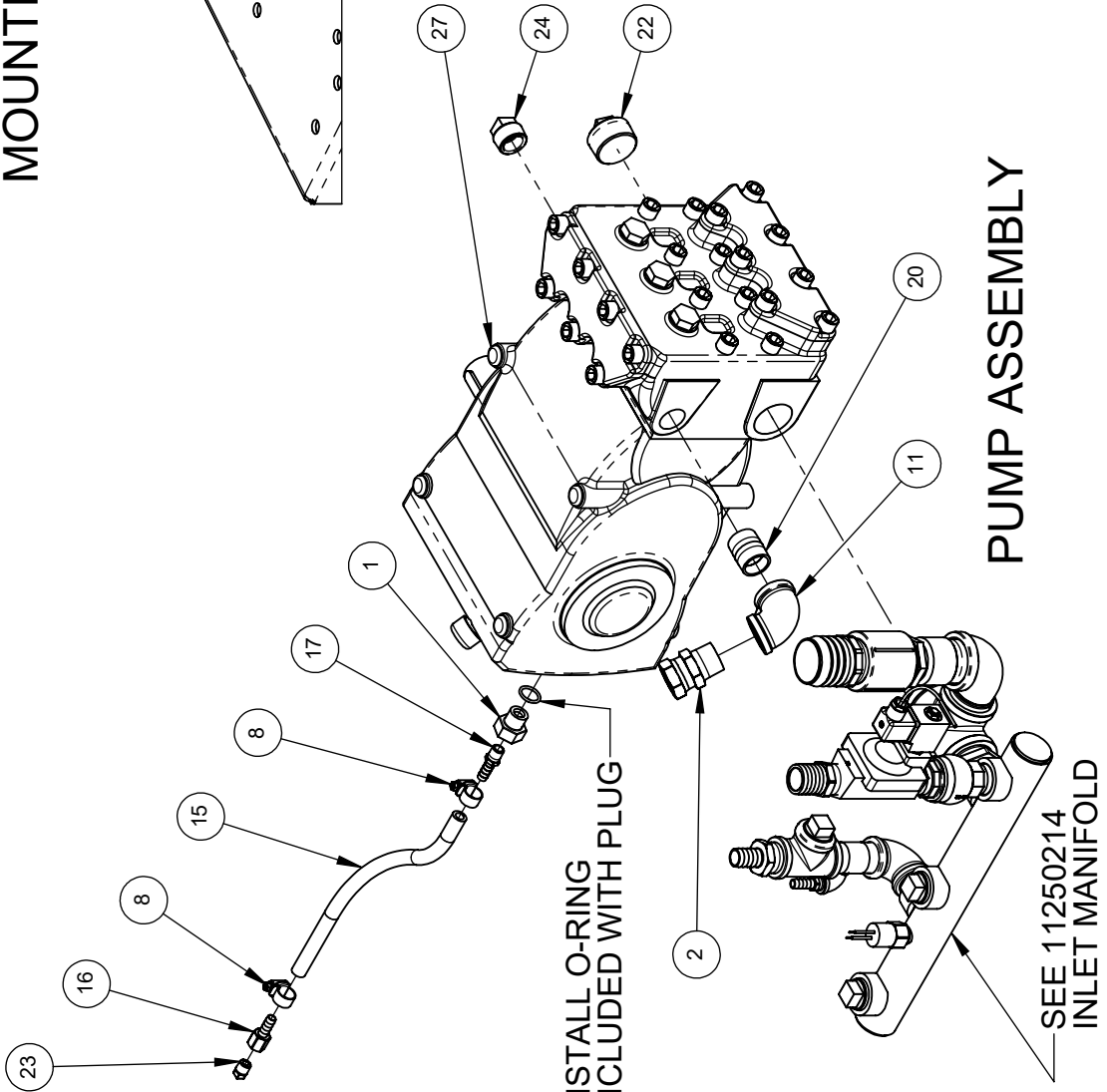
PART OF OPW

DOVER COMPANY

INLET MANIFOLD MOUNTING



INSTALL O-RING INCLUDED WITH PLUG



PUMP ASSEMBLY

PICTORIAL PARTS CATALOG

DESCRIPTION:
HIGH PRESSURE PUMP -
AUTOXPRESS

DWG. NO. 11050107 REV 07 SHEET 2 OF 4

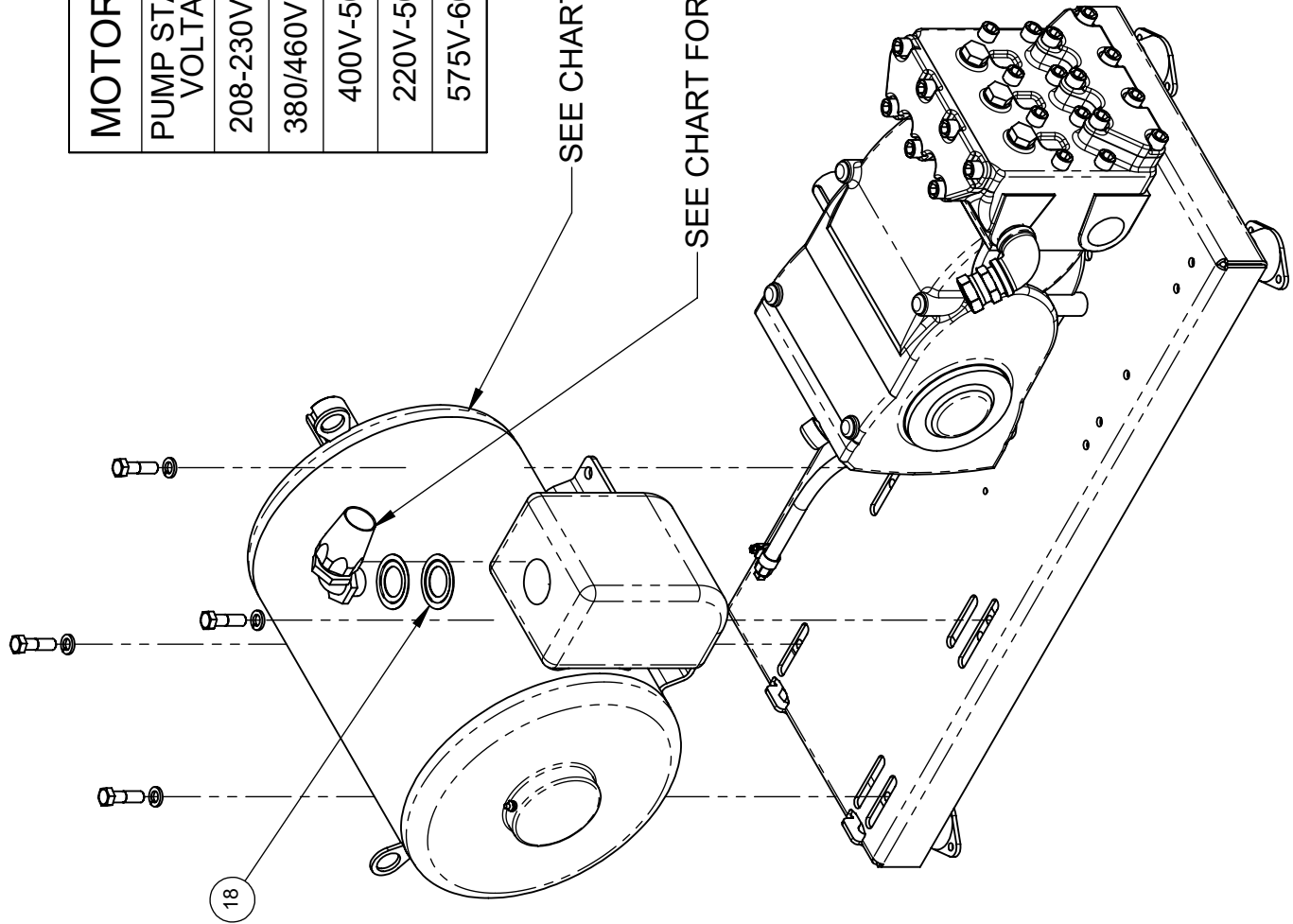


PDQ
VEHICLE WASH SYSTEMS

PART OF OPW
ADOVER COMPANY

MOTOR AND HARNESS PART NUMBERS

PUMP STATION VOLTAGE	MOTOR	WIRE MOTOR VOLTAGE	HARNESS
208-230V-60HZ	38030-A	LOW	04080500
380/460V-60HZ	38030-A	HIGH	04080510
400V-50HZ	38030-B	HIGH (RUN)	04080510
220V-50HZ	38030-B	Y-DELTA	SEE LW360
575V-60HZ	04120016	N/A	04080585



SEE CHART FOR MOTOR PART NUMBER

SEE CHART FOR MOTOR HARNESS PART NUMBER

PICTORIAL PARTS CATALOG

DESCRIPTION:
**HIGH PRESSURE PUMP -
 AUTOXPRESS**

DWG. NO. 11050107 REV 07 SHEET 3 OF 4

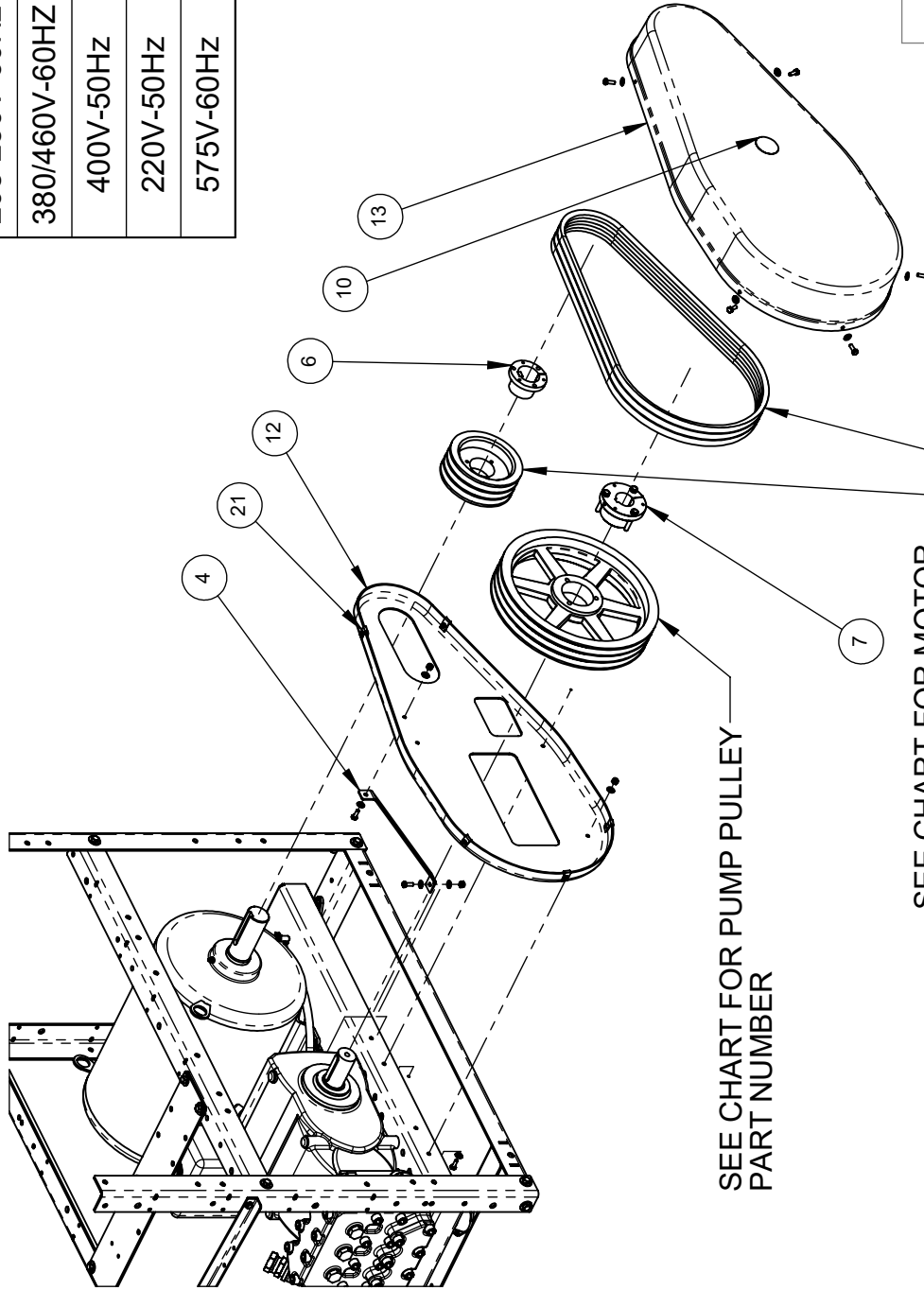


PDQ
 VEHICLE WASH SYSTEMS

PART OF OPW
 A DOVER COMPANY

PULLEY AND BELT PART NUMBERS

PUMP STATION VOLTAGE	MOTOR PULLEY	PUMP PULLEY	BELTS
208-230V-60HZ	12026-3SD	12043-3SK	06020021
380/460V-60HZ	12026-3SD	12043-3SK	06020021
400V-50HZ	06030010	12037-3SK	06020046
220V-50HZ	06030010	12037-3SK	06020046
575V-60HZ	12026-3SD	12043-3SK	06020045



SEE CHART FOR PUMP PULLEY PART NUMBER

SEE CHART FOR MOTOR PULLEY PART NUMBER

SEE CHART FOR BELT PART NUMBER

PICTORIAL PARTS CATALOG

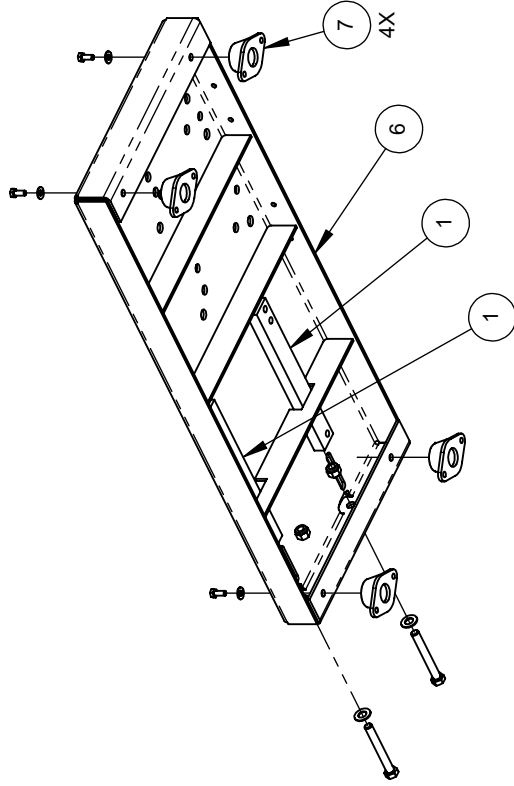
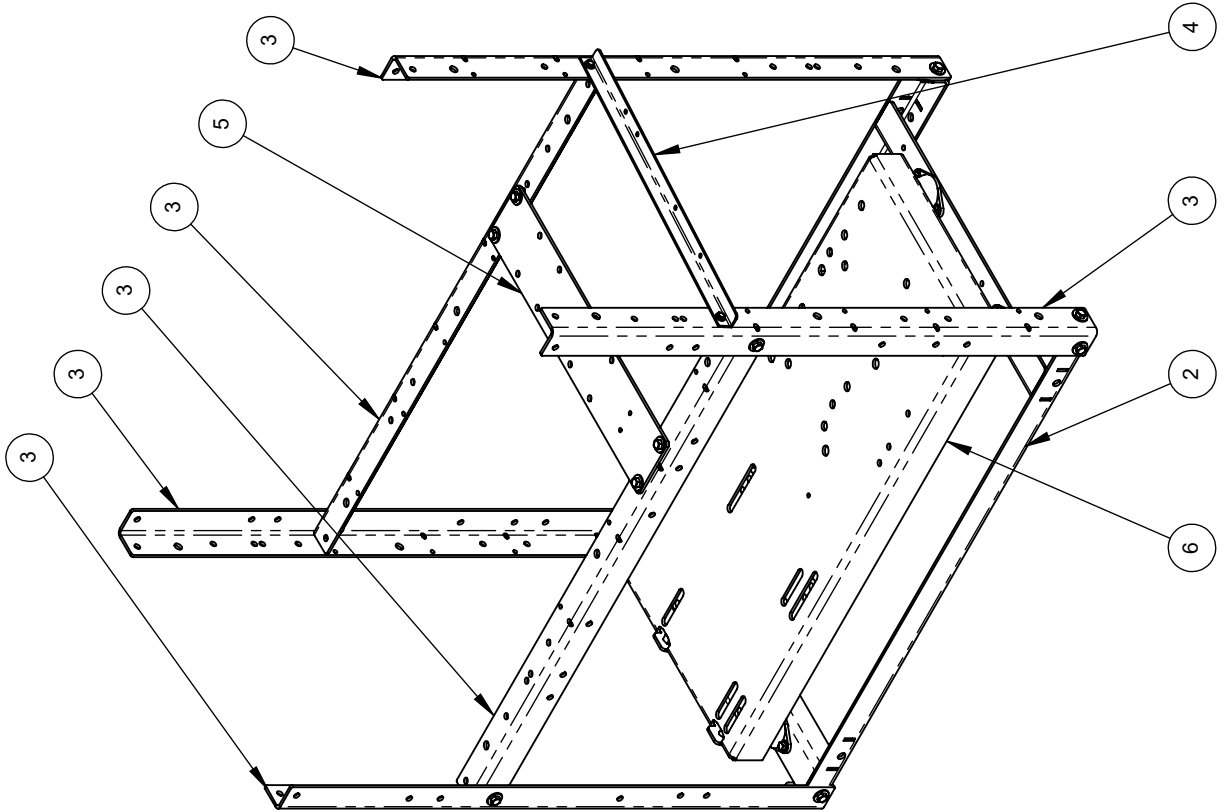
DESCRIPTION:
HIGH PRESSURE PUMP -
AUTOXPRESS

DWG. NO. 11050107 REV 07 SHEET 4 OF 4



PULLEY AND BELT ASSEMBLY

ITEM	PART #	DESCRIPTION
1	06190145	BAR,BELT-TENSION-PUMP-STATION
2	06141094	BRACKET,FRAME,BASE-SKID,PUMP-STAND,LWAE
3	06141126	BRACKET,FRAME,UNV-LEG,PMP-STND,LWAE
4	06141154	BRACKET,MOUNT,CONDUIT,ELECTRIC,LWAX
5	06141131	BRACKET,UTILITY-PUMPS,LWAX
6	06250092	FRAME,PUMP/MOTOR,PUMP-STATION
7	06060010	MOUNT,DAMPENER,HP-PUMP-ASSY,M5,NPRN



PUMP BASE PLATE

PICTORIAL PARTS CATALOG

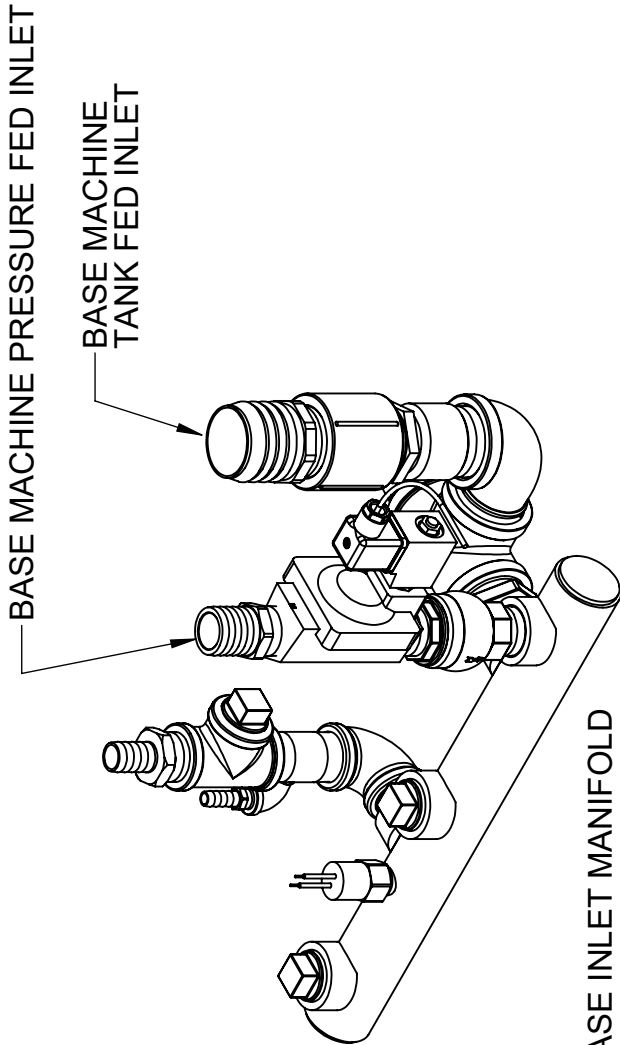
DESCRIPTION:
PUMP STATION FRAME -
AUTOXPRESS

DWG. NO. 11080090 REV 03 SHEET 1 OF 1



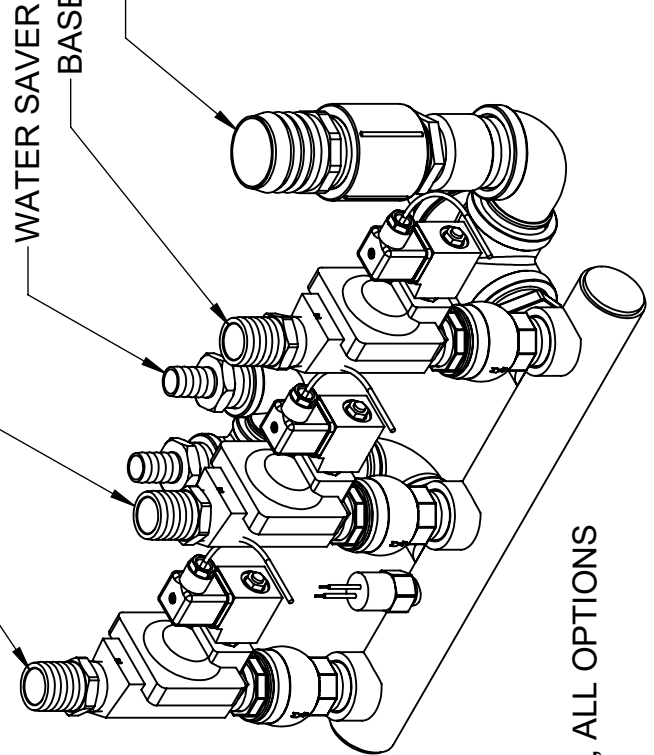
PDQ
VEHICLE WASH SYSTEMS

PART OF OPW
A DOVER COMPANY



3RD INLET OPTION

2ND INLET OPTION



INLET MANIFOLD, ALL OPTIONS

ITEM	PART #	DESCRIPTION
1	67726-N	BUSHING,1-1/2NPTx1-1/4NPT,NYL
2	67725-B	BUSHING,1-1/2NPTx1NPT,BRS
3	03070045	COUPLING,1-1/2"NPT,PVC,SC80
4	67410-4B	ELBOW,1NPT,90DEG,SC40,BRS
5	67497-4B	ELBOW,STREET,1-1/2NPT,90DEG,BRS
6	67487-4S	ELBOW,STREET,1/4NPT,90DEG,SC40,SST
7	67495-4B	ELBOW,STREET,1NPT,90DEG,SC40,BRS
8	68134-MHB	HOSE-BARB,1-1/4Hx1MNPT,BRS
9	68146-MHP	HOSE-BARB,2Hx1-1/2MPT,PVC
10	68124-MHB	HOSE-BARB,3/4Hx1MNPT,BRS
11	03310007	HOSE-BARB,3/8Hx1/4MNPT,316SST
12	M550044	MANIFOLD,ARCH-WEEP-INLET,M5,SST
13	03220297	MANIFOLD,PIPE,PUMP-INLET,6-PORT,SST,LWAX
14	67017-4S	NIPPLE,1-1/2NPTxCLOSE,SC40,SST
15	03130002	NIPPLE,1-1/4x1-1/2NPTx86mm,W/CHKSEAT,PVC
16	67015-4B	NIPPLE,1NPTxCLOSE,SC40,BRS
17	67015-4S	NIPPLE,1NPTxCLOSE,SC40,SST
18	04040035	SWITCH,PRESSURE,2PSI,NO,1/4MNPT,48"LEADS
19	67131-4B	TEE,1-1/2NPT,PIPE,SC40,BRS
20	67125-4B	TEE,1NPT,PIPE,SC40,BRS
21	03010180	VALVE,1",BRASS,2-WAY,NC,232PSI,NAPLES
22	03010060	VALVE,CHECK,1-1/2",CRIG-STYLE,PLSTC/EPDM
23	63144	VALVE,CHECK,1FNPT,150PSI,BRS

PICTORIAL PARTS CATALOG

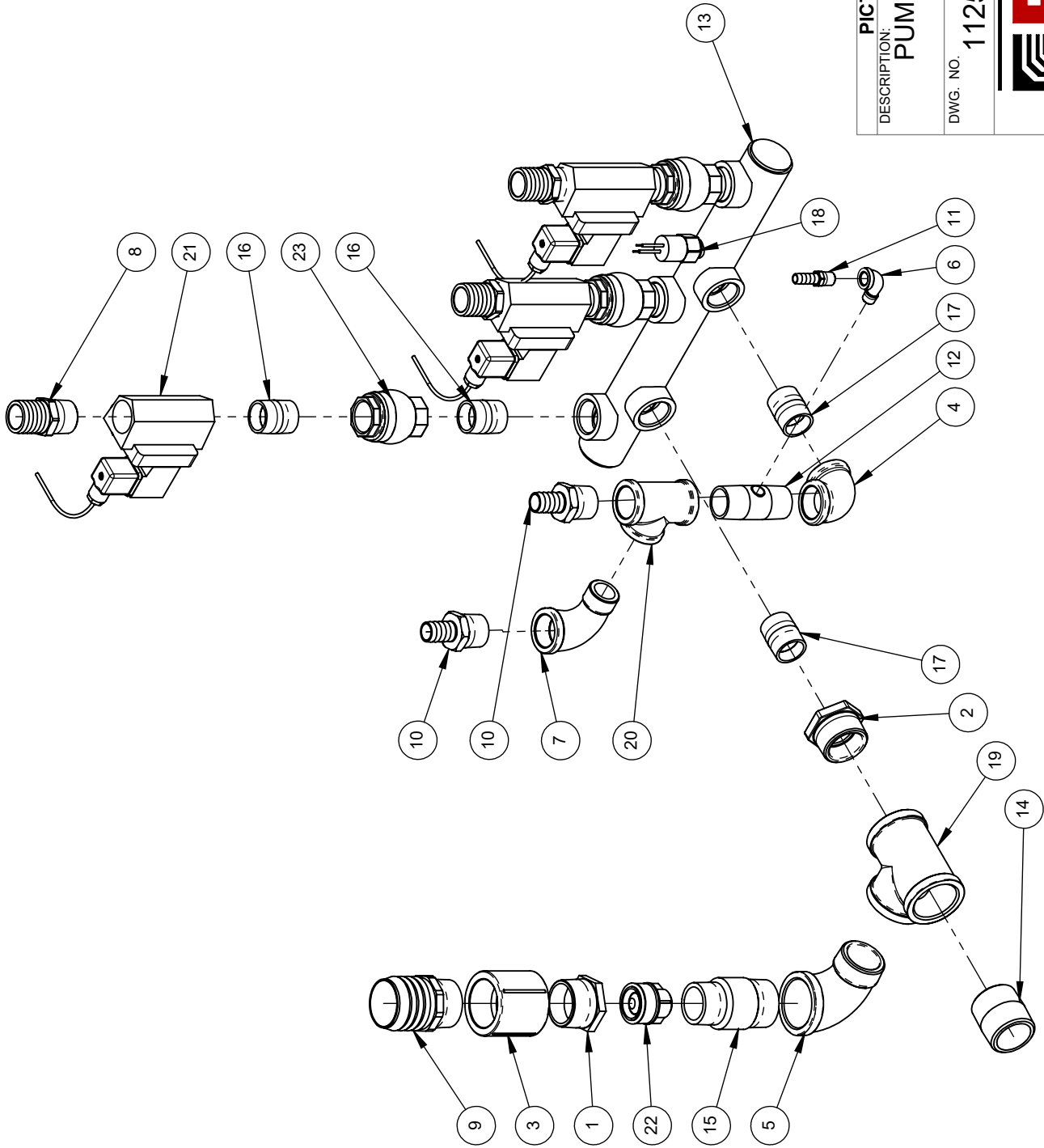
DESCRIPTION:
PUMP STATION INLETS -
AUTOXPRESS

DWG. NO. 11250214 REV 02 SHEET 1 OF 2



VEHICLE WASH SYSTEMS

PART OF OPW ADOVER COMPANY



PICTORIAL PARTS CATALOG

DESCRIPTION:
PUMP STATION INLETS -
AUTOEXPRESS

DWG. NO. 11250214 REV 02 SHEET 2 OF 2



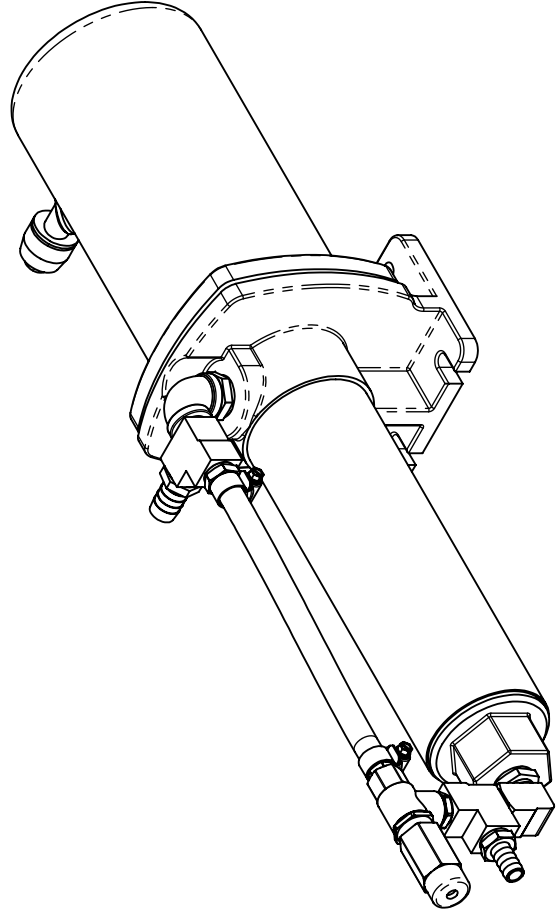
PDQ
VEHICLE WASH SYSTEMS

PART OF OPW
A DOVER COMPANY

SOLUTION PUMP - AUTOXPRESS

SEE NEXT PAGE

ITEM	PART #	DESCRIPTION
1	67709-B	BUSHING,3/4NPTx1/2NPT,BRS
2	75101	CLAMP,HOSE,#6,.38-.50H,SST
3	67406-4B	ELBOW,1/2NPT,90DEG,SC40,BRS
4	67491-4B	ELBOW,STREET,1/2NPT,90DEG,SC40,BRS
5	04080434	HARNES,PUMP,SOLUTION,LWAX
6	61025	HOSE,WATER,1/2,200PSI,EPDM-TUBE
7	68117-MHB	HOSE-BARB,1/2Hx1/2MNPT,BRS
8	68116-MHB	HOSE-BARB,1/2Hx3/8MNPT,BRS
9	68122-MHB	HOSE-BARB,3/4Hx1/2MNPT,BRS
10	67013-4B	NIPPLE,1/2NPTxCLOSE,SC40,BRS
11	67057-4B	NIPPLE,HEX,1/2NPTx3/8NPT,BRS
12	SEE NOTE	PUMP
13	67200-4B	TEE,1/2NPT,MALE-RUN,SC40,BRS
14	63177	VALVE,RELIEF,3/8NPT,6GPM,350PSI,BRS



PICTORIAL PARTS CATALOG

DESCRIPTION:
SOLUTION PUMP - AUTOXPRESS

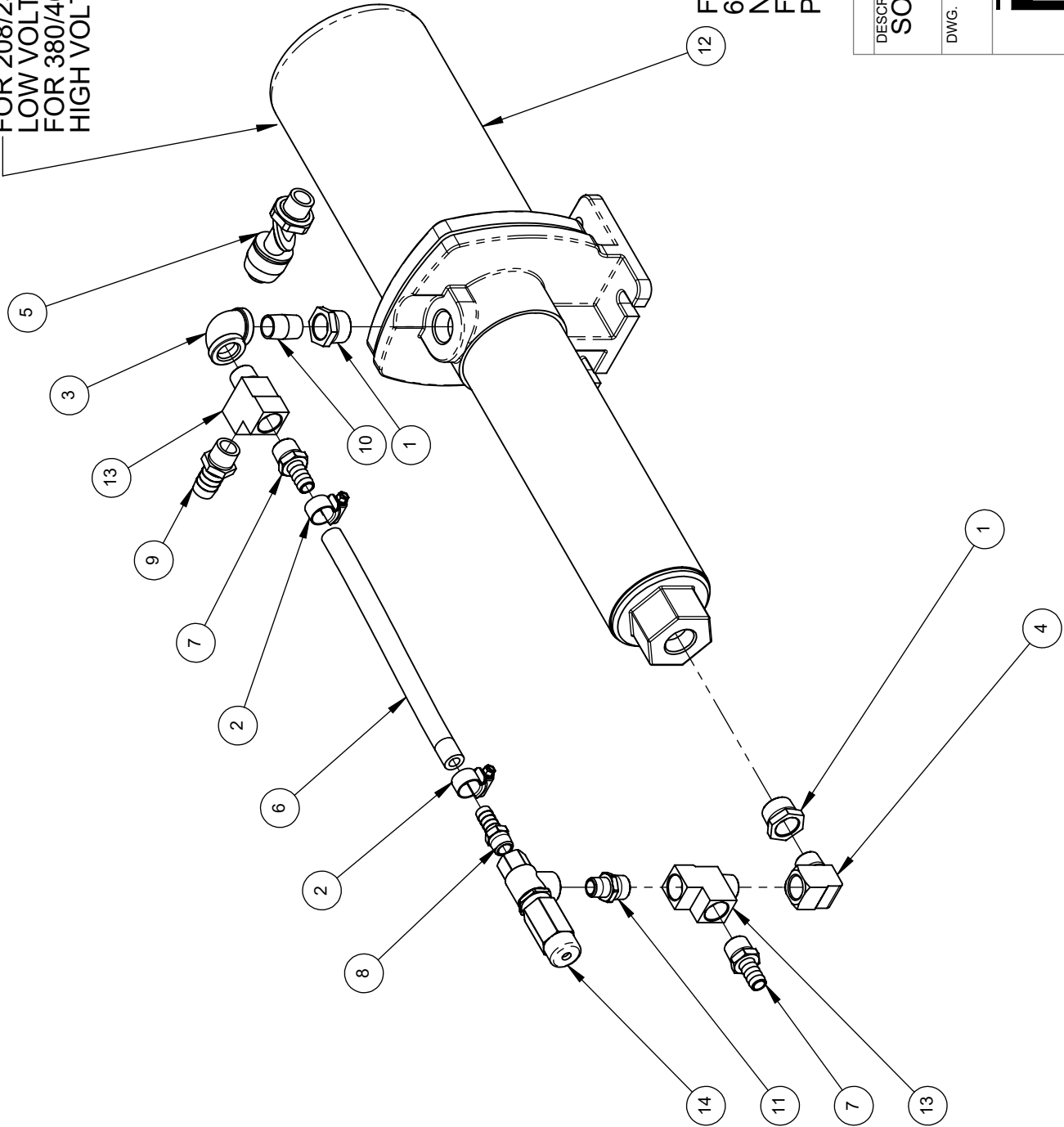
DWG. NO. 11050110 REV 03 SHEET 1 OF 2



VEHICLE WASH SYSTEMS
PART OF OPW
A DOVER COMPANY

FOR 208/230V 60 HZ WIRE MOTOR FOR
LOW VOLTAGE
FOR 380/460V 60 HZ WIRE MOTOR FOR
HIGH VOLTAGE

FOR 208/230V AND 380/460V
60 HZ SITES USE PART
NUMBER 03180016
FOR 400V 50 HZ SITES USE
PART NUMBER 03180018



PICTORIAL PARTS CATALOG

DESCRIPTION:
SOLUTION PUMP - AUTOXPRESS

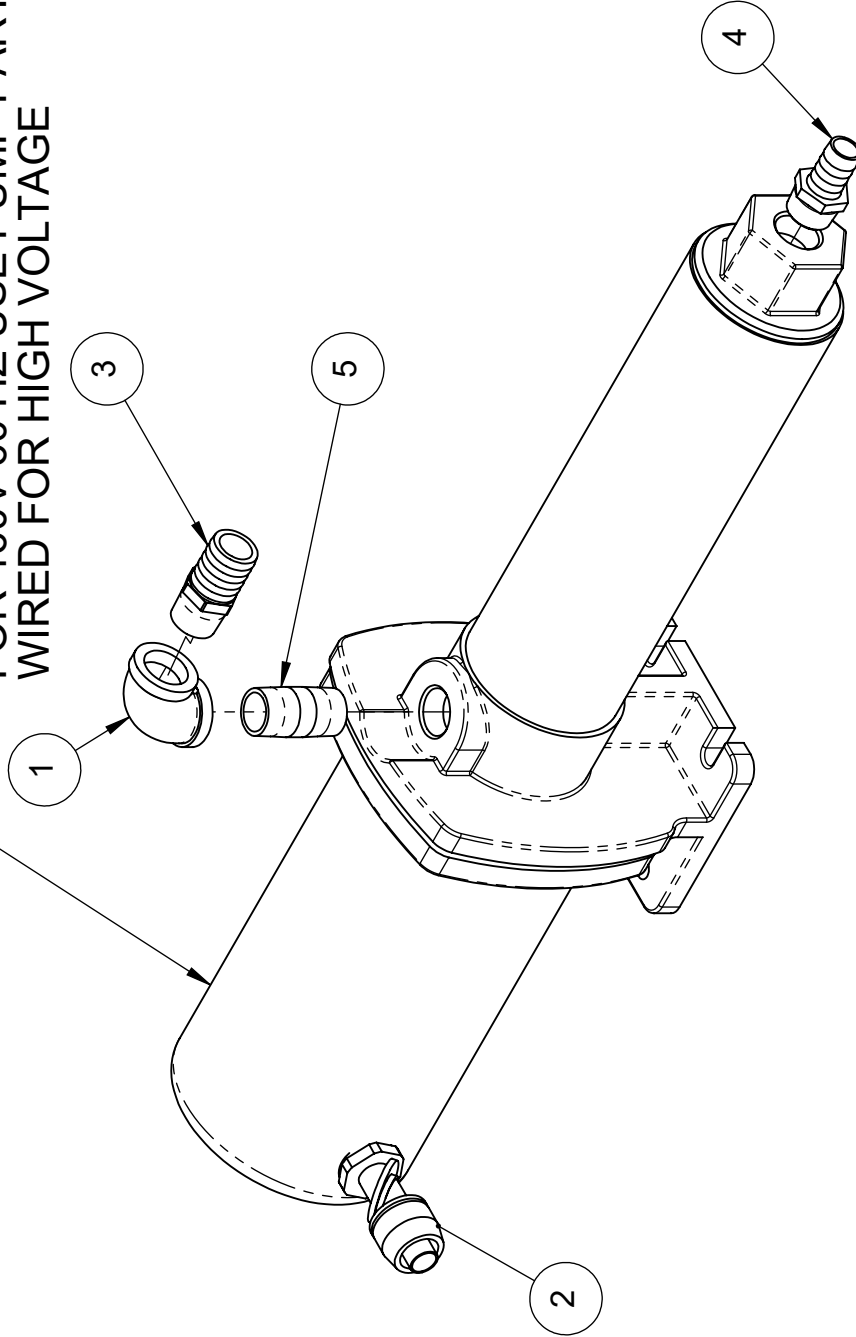
DWG. NO.	REV	SHEET
11050110	03	2 OF 2



PDQ
VEHICLE WASH SYSTEMS

PART OF OPW
A DOVER COMPANY

FOR 208/230V 60 HZ USE PUMP PART NO. 03180016
 WIRED FOR LOW VOLTAGE
 FOR 400V 50 HZ USE PUMP PART NO. 03180018
 WIRED FOR HIGH VOLTAGE
 FOR 460V 60 HZ USE PUMP PART NO. 03180016
 WIRED FOR HIGH VOLTAGE



PICTORIAL PARTS CATALOG

DESCRIPTION:
 SPOT FREE PUMP - AUTOXPRESS

DWG. NO. 11050112 REV 04 SHEET 1 OF 1



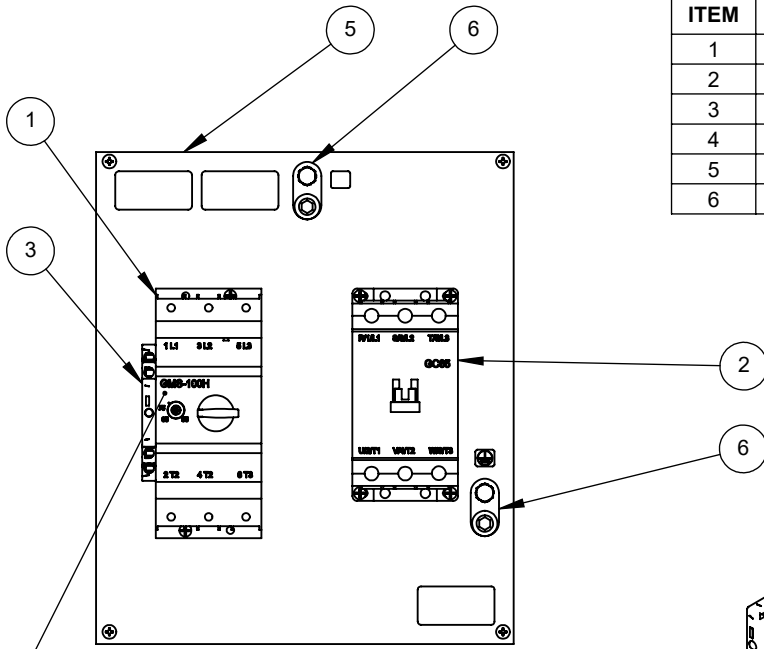
PDQ
 VEHICLE WASH SYSTEMS

PART OF OPW
 A DOVER COMPANY

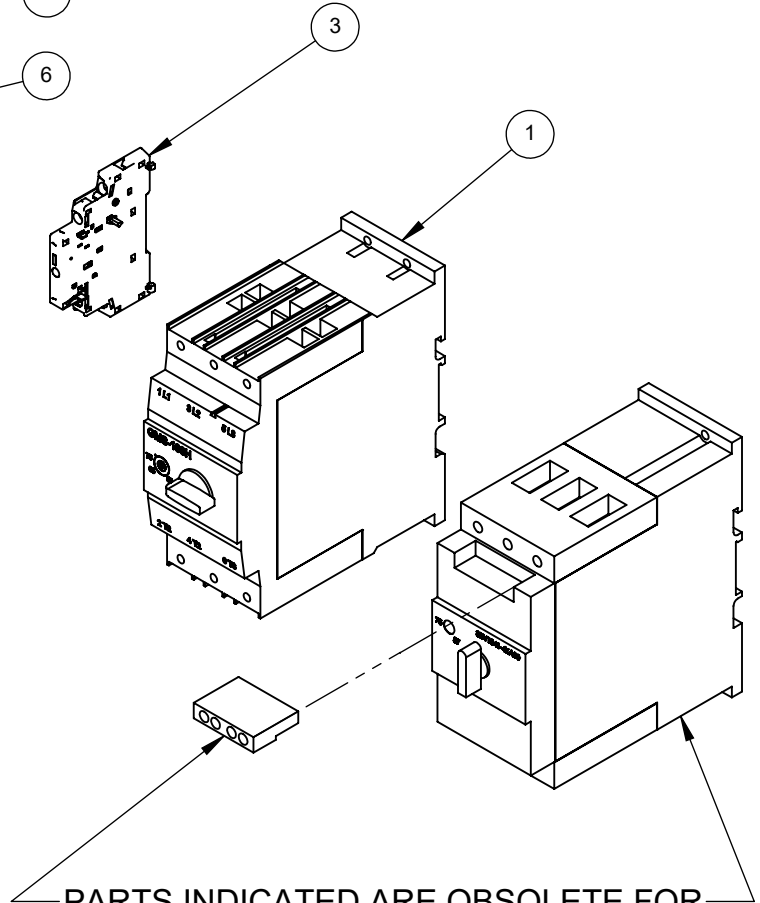
ITEM	PART #	DESCRIPTION
1	67408-4B	ELBOW,3/4NPT,90DEG,SC40,BRS
2	04080435	HARNES,PUMP,SPOT-FREE,LWAX
3	68128-MHB	HOSE-BARB,1Hx3/4MNPT,BRS
4	68123-MHB	HOSE-BARB,3/4Hx3/4MNPT,BRS
5	67014-B4B	NIPPLE,3/4NPTx2.00,SC40,BRS

THIS DRAWING AND THE INFORMATION THEREIN IS THE SOLE PROPERTY OF PDQ MANUFACTURING, INC. AND CANNOT BE COPIED OR DISCLOSED WITHOUT THE WRITTEN CONSENT OF PDQ MANUFACTURING, INC.

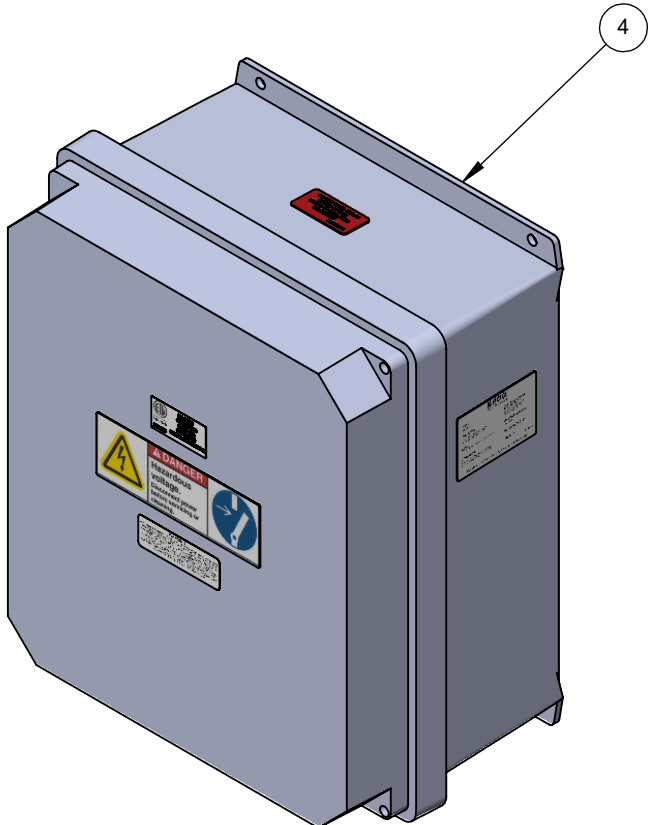
ITEM	PART #	DESCRIPTION
1	04110060	CIRCUIT-BREAKER,MSP,55-75A,,460V,GAVAZZI
2	04020025	CONTACTOR,65A,24VAC,200-575VAC,50/60HZ
3	04020041	CONTACTOR,AUX,1NO/NC,SIDE-MT,GAVAZZI
4	04090129	ENCLOSURE-W/HOLES,CNTL-BX,11010204
5	06240500	PANEL,ELEC,CONTROL-BOX,HP-PUMP,LWAX
6	34905	TERMINAL,LUG,8-1/0AWG,8mm,COPPER



FOR 208/230V SET
OVERLOAD TO 68 AMPS



PARTS INDICATED ARE OBSOLETE FOR REPLACEMENT.
CIRCUIT BREAKER (PART NO. 04110071, SIEMENS PART NO. 3RV1041-4KA10) AND AUXILIARY CONTACT (PART NO. 04010006, SIEMENS PART NO. 3RV1901-1E) MUST BE REPLACED TOGETHER WITH THE PARTS SHOWN TO THE LEFT

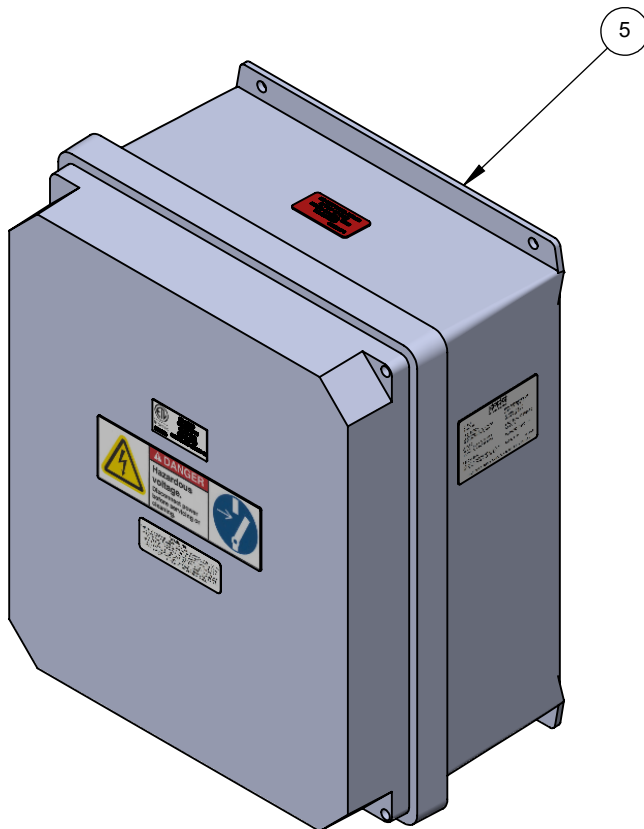
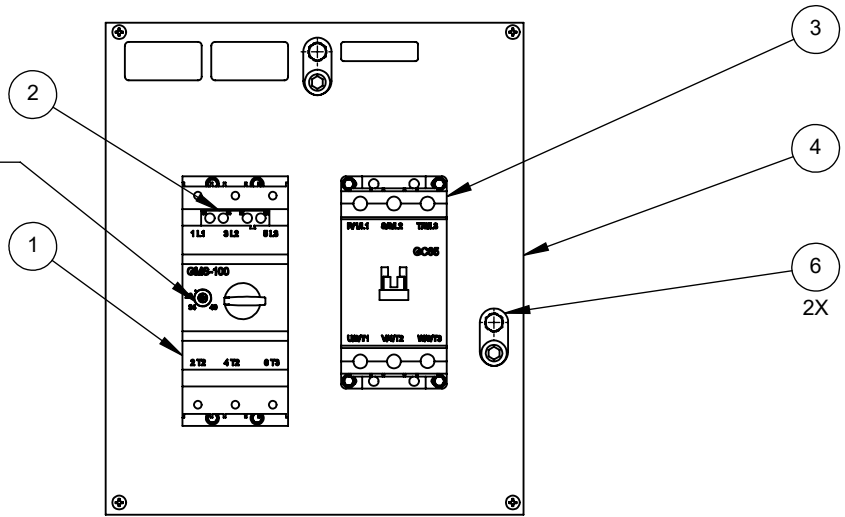


PICTORIAL PARTS CATALOG		
DESCRIPTION: HIGH PRESSURE PUMP CONTROL BOX,208/230V - AUTOXPRESS		
DWG. NO. 11010204	REV 04	SHEET 1 OF 1



ITEM	PART #	DESCRIPTION
1	04110068	CIRCUIT-BREAKER,3P,28-40A,MSP,480V,65KA
2	04010007	CONTACT,AUX,2P,1(NO),1(NC),GFX-11
3	04020025	CONTACTOR,65A,24VAC,200-575VAC,50/60HZ
4	04090034	ENCLOSURE,PANEL,12.88X10.88X.08,CS
5	04090129	ENCLOSURE-W/HOLES,CNTL-BX,11010204
6	34905	TERMINAL,LUG,8-1/0AWG,8mm,COPPER

FOR 460V SET
OVERLOAD TO 31 AMPS

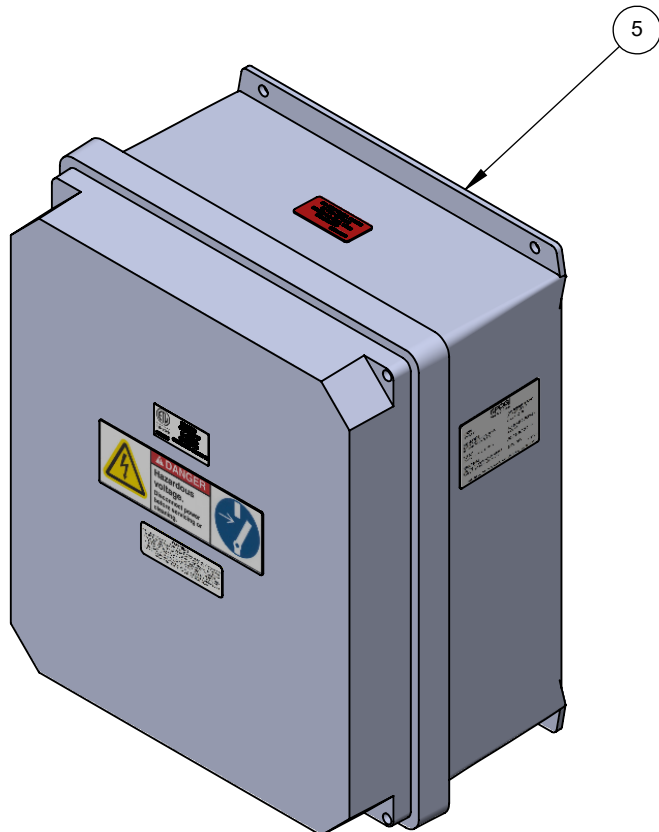
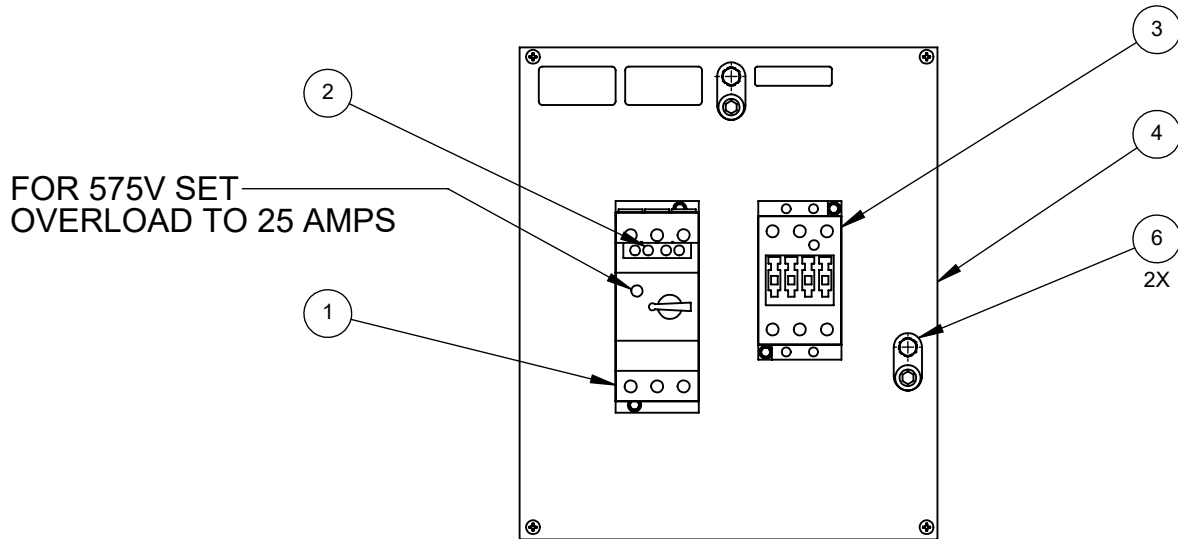


PICTORIAL PARTS CATALOG		
DESCRIPTION: HIGH PRESSURE PUMP CONTROL PANEL, 460V - AUTOXPRESS		
DWG. NO.	REV	SHEET
11010291	00	1 OF 1



PART OF OPW DOVER COMPANY

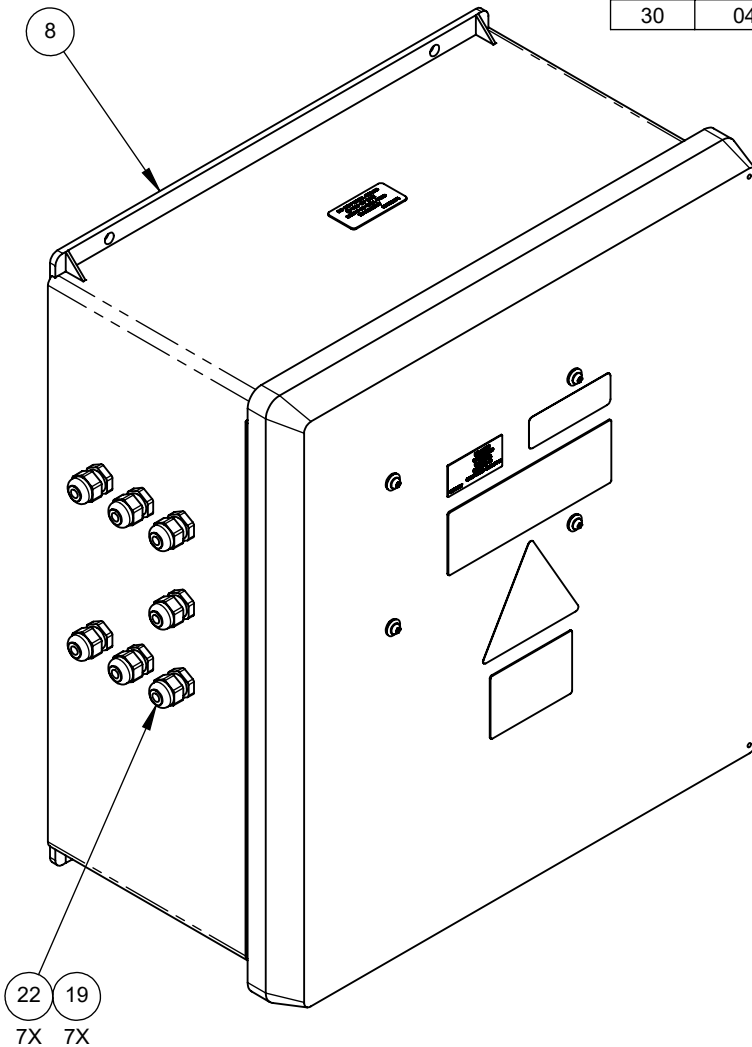
ITEM	PART #	DESCRIPTION
1	04110010	CIRCUIT-BREAKER,3P,22-32A,MSP,480V,50KA
2	04010006	CONTACT,AUX,2P,1(NO),1(NC),3RV-SERIES
3	04020003	CONTACTOR,32A,24VAC
4	04090034	ENCLOSURE,PANEL,12.88X10.88X.08,CS
5	04090129	ENCLOSURE-W/HOLES,CNTL-BOX,11010204
6	34905	TERMINAL,LUG,8-1/0AWG,8mm,COPPER



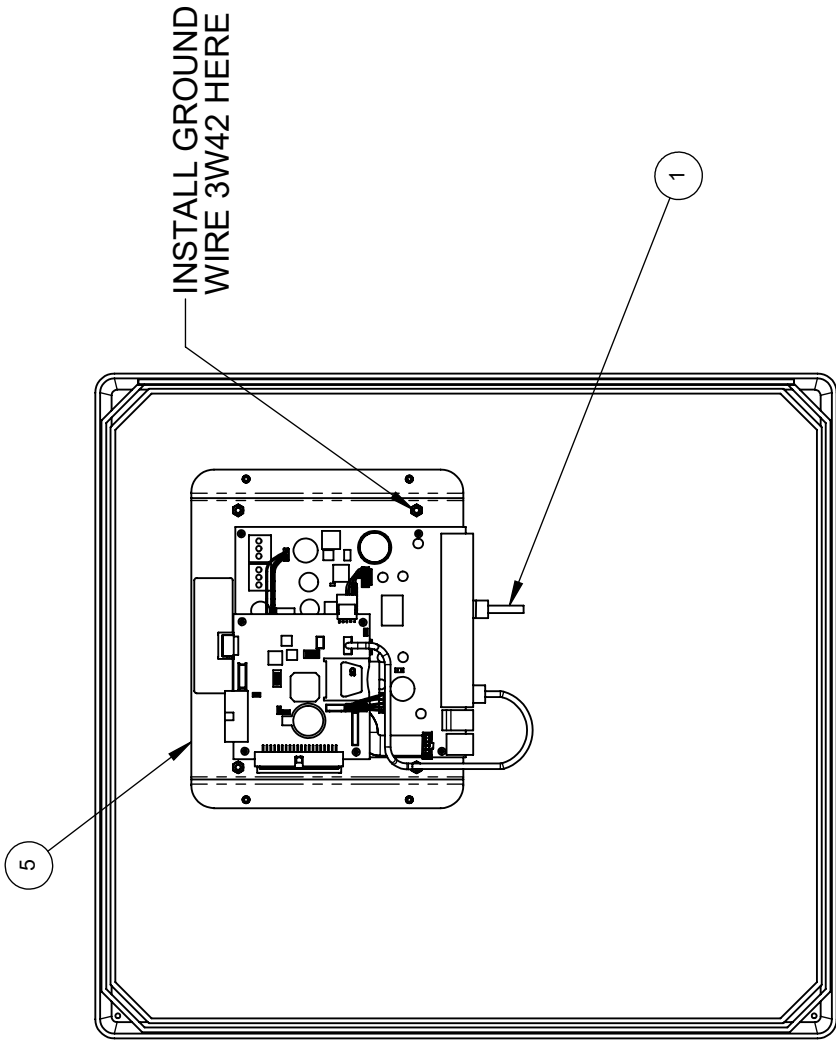
PICTORIAL PARTS CATALOG		
DESCRIPTION: HIGH PRESSURE PUMP CONTROL BOX, 575V- AUTOXPRESS		
DWG. NO.	REV	SHEET
11010290	00	1 OF 1



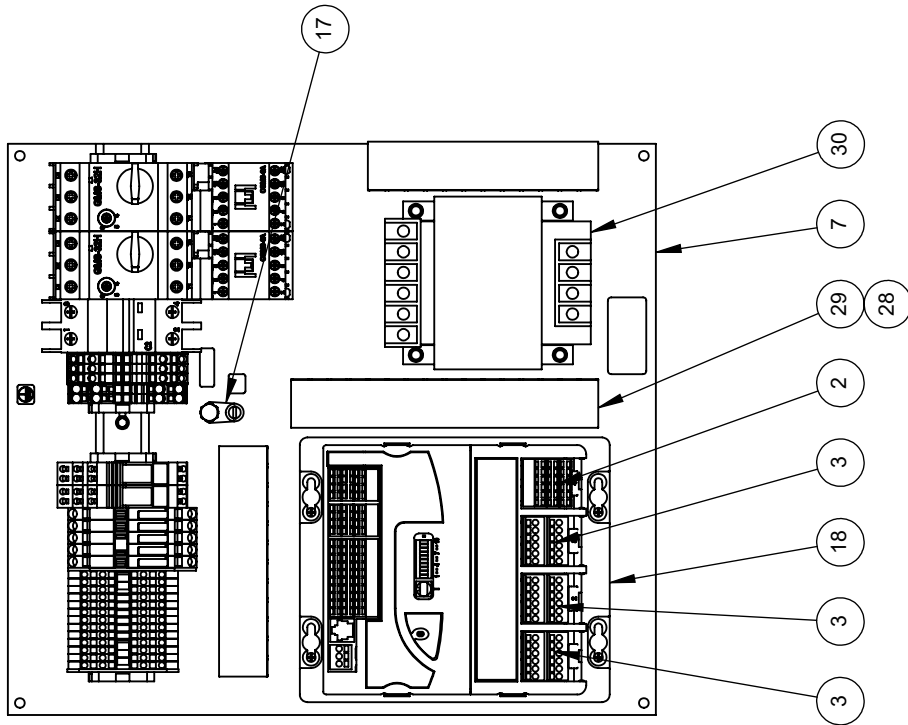
ITEM	PART #	DESCRIPTION
1	04200031	CABLE,CAT-5,PATCH,RJ45,8C,450mm,ORANGE
2	04580026	CIRCUIT-BOARD,OUTPUT,5-RELAY,6A,MULTI-PH
3	04580019	CIRCUIT-BOARD,OUTPUT,5-RELAY,6A
4	04020026	CONTACTOR,6A,24VAC,200-575VAC,50-60HZ
5	11010259	CONTROL-BOX,CONDUCTOR-W/HUB,TITAN
6	36950-14.00	DIN-RAIL,35mmx14.00",AL
7	04090106	ENCLOSURE,PANEL,18x16",AL
8	04090127	ENCLOSURE,PUMP-STATION,DRILLED,LWAX
9	36607	END PLATE,FRONT,4P,280-317,ORANGE
10	36650	END-STOP,6mm,PLST,GRAY,249-116
11	04110034	FUSE,3A,MINI,FAST-ACTING,AUTOMOTIVE
12	04110031	FUSE-HOLDER,AUTOMOTIVE,TERM-BLK
13	04110035	FUSE-HOLDER,END-PLATE,2P,MINI-AUTOMOTIVE
14	36802	JUMPER INSULATED 282-402
15	36800	JUMPER,INSULATED,GRAY
16	04110064	LINK-MODULE,MSP-TO-CONTACTOR
17	34900	LUG,GROUNDING,14-4GA,COPPER
18	11010052	NODE,I/O-MODULE,10IN,20OUT,4US,2SERIAL
19	04330015	PLUG,.302,LDP,RED,CAPLUG,T-1
20	04050010	RELAY-SOCKET,W-DPDT-RELAY,12VDC,8A
21	04050008	RELAY-SOCKET,W-DPDT-RELAY,24VAC,8A
22	04450012	STRAIN-RELIEF,M16,.177-.394",PLSTC
23	04100084	TERMINAL,GROUND,4P,10-20AWG,30A,YEL-GRN
24	36507	TERMINAL-BLK,26-14GA,4P,GRAY
25	04100050	TERMINAL-BLOCK,4P,10-20AWG,30A,GRAY,WAGO
26	04100051	TERMINAL-END-BARRIER,ORANGE,4P,WAGO
27	01120003	TUBING,.50I.D.,POLTHN,GREY-CORR,SLI
28	36221	WIRING-DUCT,1x3,SLOTTED,PVC,WHITE
29	36215	WIRING-DUCT-COVER,1.00",PVC,WHITE
30	04170030	XFMR,208/230/400/460/575V,24/115V,250VA



PICTORIAL PARTS CATALOG		
DESCRIPTION: PUMP STATION CONTROL BOX - AUTOXPRESS		
DWG. NO. 11010233	REV 07	SHEET 1 OF 4
VEHICLE WASH SYSTEMS		
<small>PART OF OPW</small>		



INSIDE OF ENCLOSURE DOOR



BACK PANEL

PICTORIAL PARTS CATALOG


DESCRIPTION:
PUMP STATION CONTROL BOX -
AUTOXPRESS

DWG. NO. 11010233 REV 07 SHEET 2 OF 4



PDQ
VEHICLE WASH SYSTEMS

PART OF OPW
A DOVER COMPANY



TUBING PART NUMBER 01120003

GROUNDING WIRE 3W42

PICTORIAL PARTS CATALOG

DESCRIPTION:
PUMP STATION CONTROL BOX -
AUTOXPRESS

DWG. NO. 11010233 REV 07 SHEET 3 OF 4



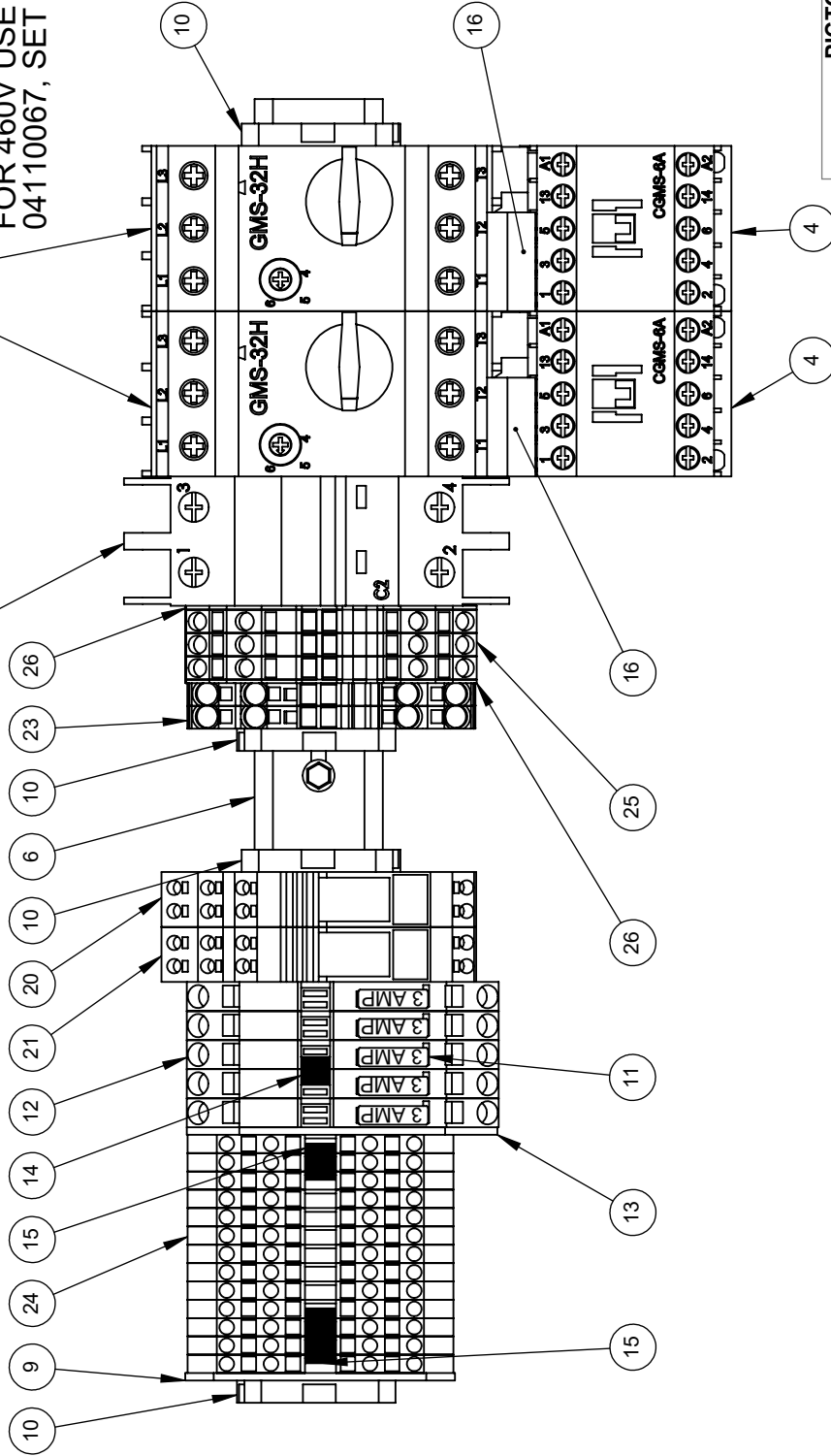
PDQ
VEHICLE WASH SYSTEMS

PART OF OPW
A DOVER COMPANY

CONFIDENTIAL

FOR 208/230V USE CIRCUIT BREAKER PART NUMBER 04110090
FOR 400V USE CIRCUIT BREAKER PART NUMBER 37521
FOR 460V USE CIRCUIT BREAKER PART NUMBER 04110099

FOR 208/230V USE MSP PART NUMBER 04110063, SET TO 5 AMPS
FOR 400V USE MSP PART NUMBER 04110067, SET FOR 3 AMPS
FOR 460V USE MSP PART NUMBER 04110067, SET TO 2.5 AMPS



PICTORIAL PARTS CATALOG

DESCRIPTION:
PUMP STATION CONTROL BOX -
AUTOXPRESS

DWG. NO. 11010233 REV 07 SHEET 4 OF 4

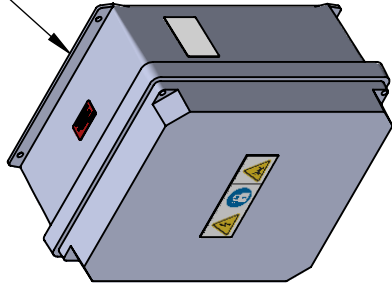
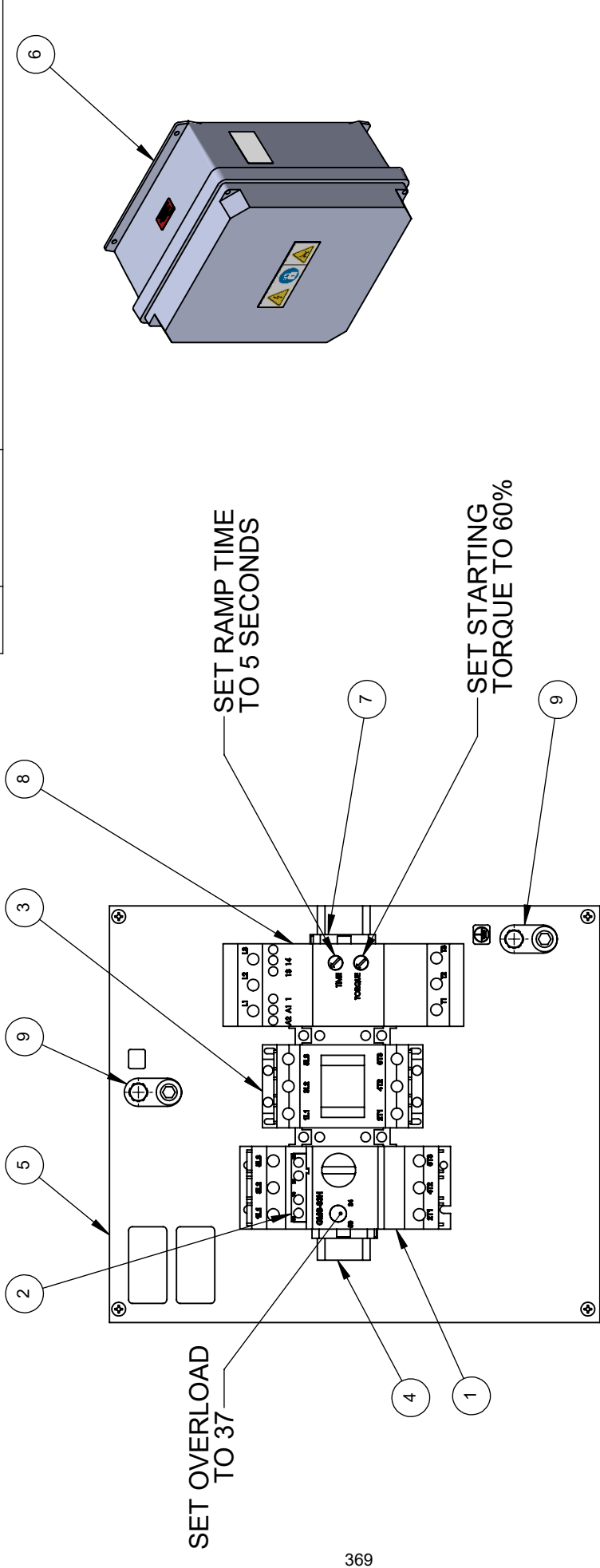


PDQ
VEHICLE WASH SYSTEMS

PART OF OPW
A DOWNEY COMPANY

THIS DRAWING AND THE INFORMATION THEREIN IS THE SOLE PROPERTY OF PDQ MANUFACTURING, INC. AND CANNOT BE COPIED OR DISCLOSED WITHOUT THE WRITTEN CONSENT OF PDQ MANUFACTURING, INC.

ITEM	PART #	DESCRIPTION
1	04110069	CIRCUIT-BREAKER,3P,34-50A,MSP,480V,65KA
2	04010007	CONTACT,AUX,2P,1(NO),1(NC),GFX-11
3	04020029	CONTACTOR,40A,24VAC,200-440V,50/60HZ
4	36950-9.25	DIN-RAIL,.35mmX10.5mmX1M,AL
5	04090034	ENCLOSURE,PANEL,12.88X10.88X.08,CS
6	04090129	ENCLOSURE-W/HOLES,CNTL-BOX,11010204
7	36650	END-STOP,6mm,PLST,GRAY,249-116
8	04180026	SOFT-START,200-480V,45A,24V-CTRL,SIEMENS
9	34905	TERMINAL,LUG,8-1/0AWG,8mm,COPPER



PICTORIAL PARTS CATALOG

DESCRIPTION:
**SOFT START CONTROL BOX -
 AUTOXPRESS**

DWG. NO. 11010166 REV 03 SHEET 1 OF 1





PDQ
 VEHICLE WASH SYSTEMS

PART OF OPW
 A DOWNEY COMPANY

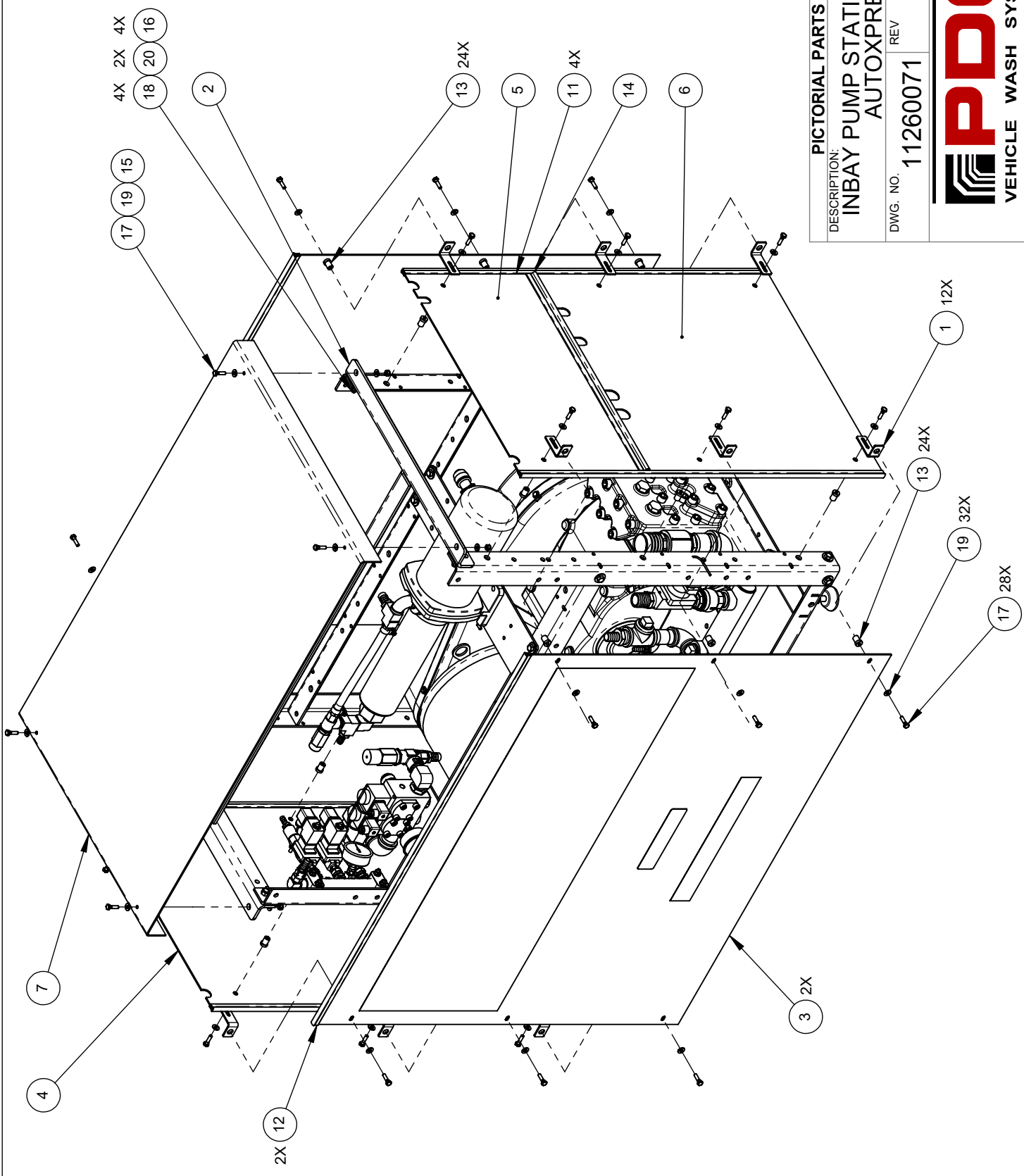
CONFIDENTIAL

ITEM	PART #	DESCRIPTION
1	06141129	BRACKET,COVER,PUMP,LWAX
2	06141128	BRACKET,FRAME,LOW-FLOW,LWAX
3	06160457	COVER,PUMP,FRONT/REAR,LWAX
4	06160456	COVER,PUMP,SIDE,LWAX
5	06160461	COVER,PUMP,SIDE,STATIONARY,LWAX
6	06160462	COVER,PUMP,SIDE,UTILITY,LWAX
7	06160455	COVER,PUMP,TOP,LWAX
8	02030434	DECAL,BRIDGE,LWAX
9	02030393	DECAL,PDQ-LOGO,7-1/2 x 1-3/4
10	02030394	DECAL,PDQINC.COM,15-1/2 x 2-1/8
11	06070035	GASKET,TRIM,EDGE,.13EDGE,.38DIA
12	06070035	GASKET,TRIM,EDGE,.13EDGE,.38DIA
13	05180006	INSERT,THREADED,1/4UNC,NPRN,BRS
14	01200001	MOLDING,.63DIA,.31-GROOVE,PVC,BULB-TYP
15	71011-NCS	NUT,1/4-20,HEX,LOCK,SST
16	71013-NCS	NUT,3/8-16,HEX,LOCK,SST
17	70110-HCS	SCREW,1/4-20x1.00,HHCS,SST
18	70181-HCS	SCREW,3/8-16x1.25,HHCS,SST
19	71511-FS	WASHER,1/4,FLAT,SST
20	71513-FS	WASHER,3/8,FLAT,1-OD,.083THK,SST



PICTORIAL PARTS CATALOG		
DESCRIPTION: INBAY PUMP STATION COVER - AUTOXPRESS		
DWG. NO. 11260071	REV 01	SHEET 1 OF 3
 VEHICLE WASH SYSTEMS		
<small>PART OF OPW A DOVER COMPANY</small>		

CONFIDENTIAL



PICTORIAL PARTS CATALOG

DESCRIPTION:
INBAY PUMP STATION COVER -
AUTOXPRESS

DWG. NO. 11260071 REV 01 SHEET 2 OF 3

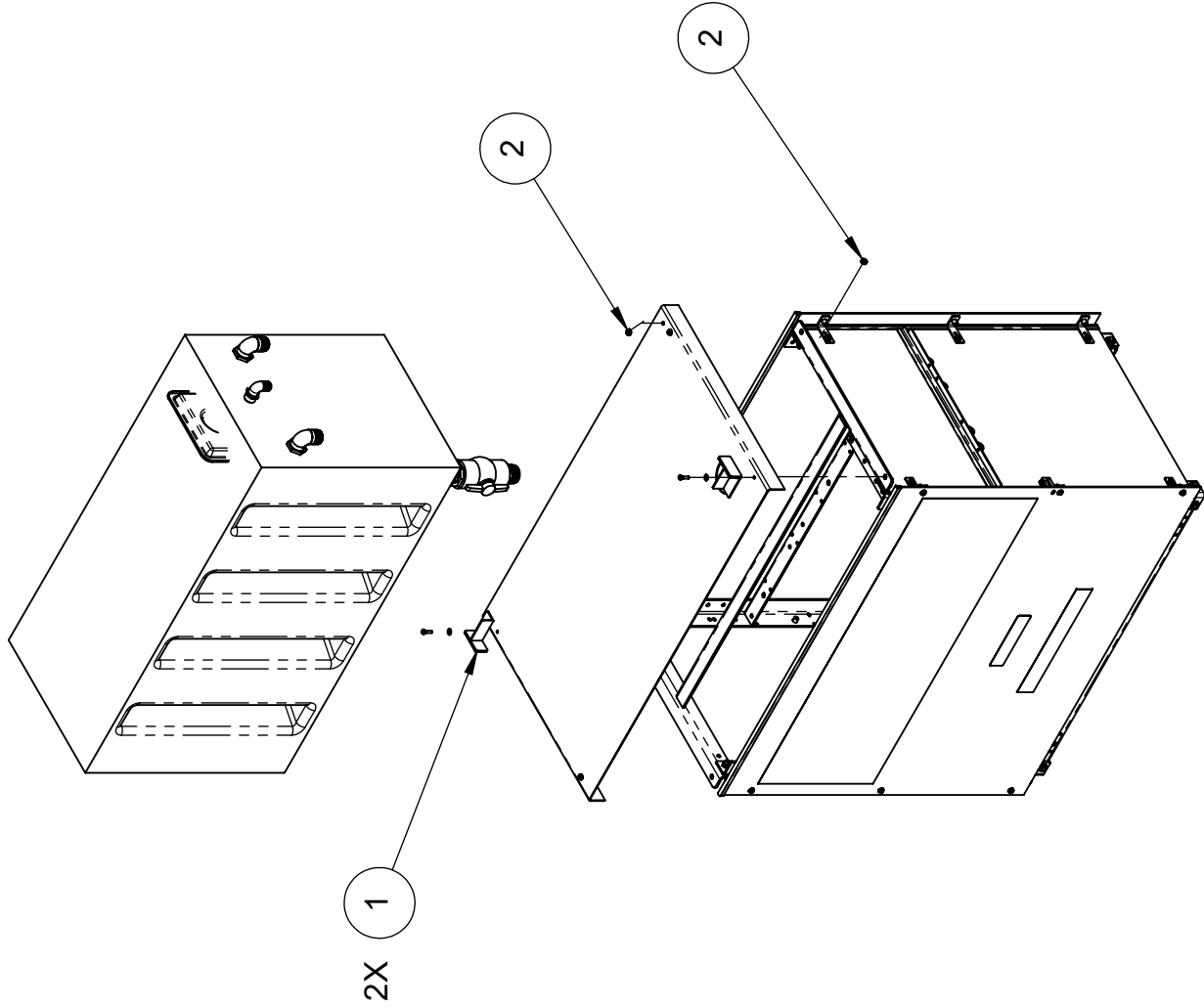


PDQ
VEHICLE WASH SYSTEMS
PART OF OPW
ADOVER COMPANY

THIS DRAWING AND THE INFORMATION THEREIN IS THE SOLE PROPERTY OF PDQ MANUFACTURING, INC. AND CANNOT BE COPIED OR DISCLOSED WITHOUT THE WRITTEN CONSENT OF PDQ MANUFACTURING, INC.

CONFIDENTIAL

ITEM	PART #	DESCRIPTION
1	06141158	BRACKET,CORNER,TANK,IN-BAY,LWAX
2	06310001	GROMMET,,25x.625x.187x.438",BUNA-N



PICTORIAL PARTS CATALOG

DESCRIPTION:
INBAY PUMP STATION COVER -
AUTOXPRESS

DWG. NO. 11260071 REV 01 SHEET 3 OF 3



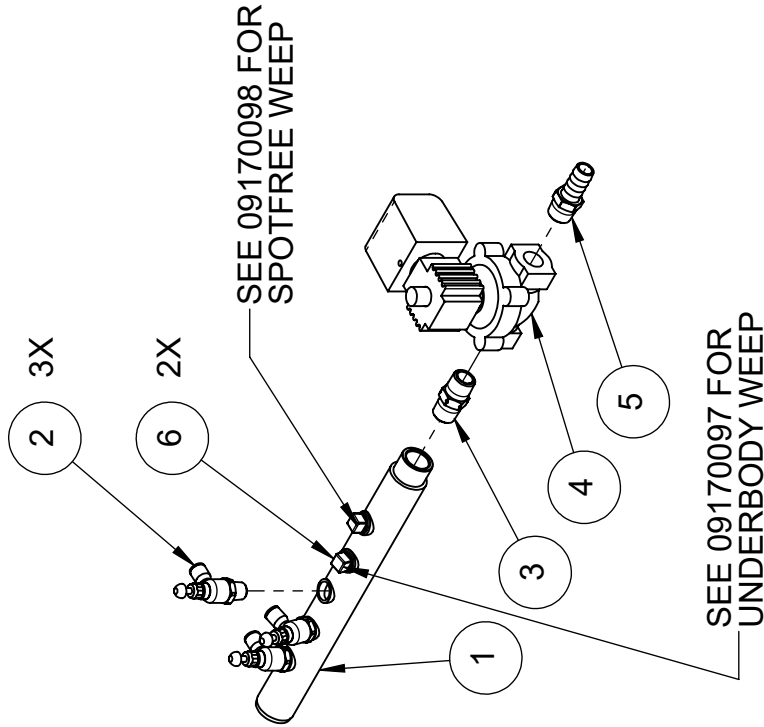
PDQ
VEHICLE WASH SYSTEMS

PART OF OPW
A DOVER COMPANY

INBAY COVERS WITH TANK

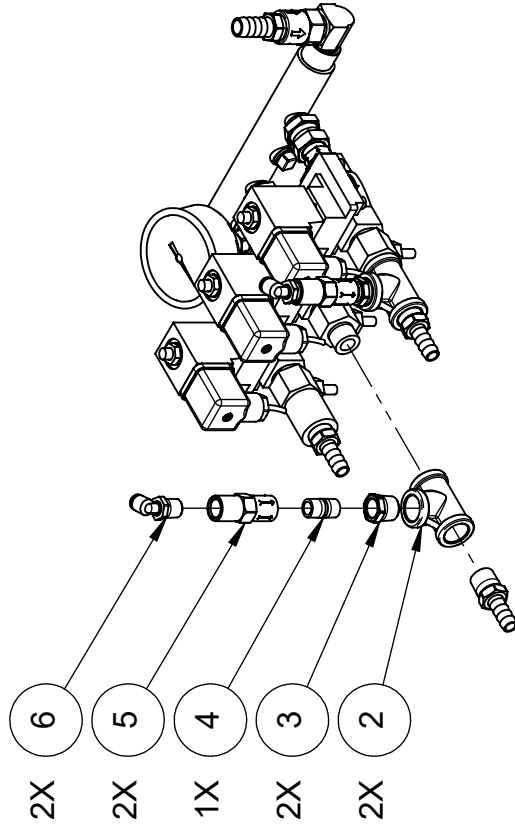
THIS DRAWING AND THE INFORMATION THEREIN IS THE SOLE PROPERTY OF PDQ MANUFACTURING, INC. AND CANNOT BE COPIED OR DISCLOSED WITHOUT THE WRITTEN CONSENT OF PDQ MANUFACTURING, INC.

ITEM	PART #	DESCRIPTION
1	03220276	MANIFOLD,SOLUTION,5-PORTS,GAUGE,SST,LWAX
2	21131	VALVE,FLOW-CONTROL,90,1/4TX1/4MPT
3	67055-4B	NIPPLE,HEX,3/8NPT,BRS
4	03010110	VALVE,DIAPHRAM,3/8,BRASS,1-150PSI,24VAC
5	68116-MHB	HOSE-BARB,1/2HX3/8MNPT,BRS
6	67603-B	PLUG,1/4NPT,SQ-HD,BRS



WEEP CONTROL VALVE

ITEM	PART #	DESCRIPTION
1	03310038	HOSE-BARB,3/8HX3/8MNPT,SST
2	67110-4S	TEE,3/8NPT,PIPE,SC40,SST
3	67702-S	BUSHING,3/8NPTx1/4NPT,SST
4	67011-4S	NIPPLE,1/4NPTxCLOSE,SC40,SST
5	03010076	VALVE,CHECK,1/4NPT,5PSI,SST
6	24336-PB	TUBE-FTG,ELBOW,1/4TX1/4NPT,PUSH,BRS
7	67011-4S	NIPPLE,1/4NPTxCLOSE,SC40,SST



CHEMICAL MANIFOLD WEEP

PICTORIAL PARTS CATALOG
 DESCRIPTION:
BASE WEEP - AUTOXPRESS

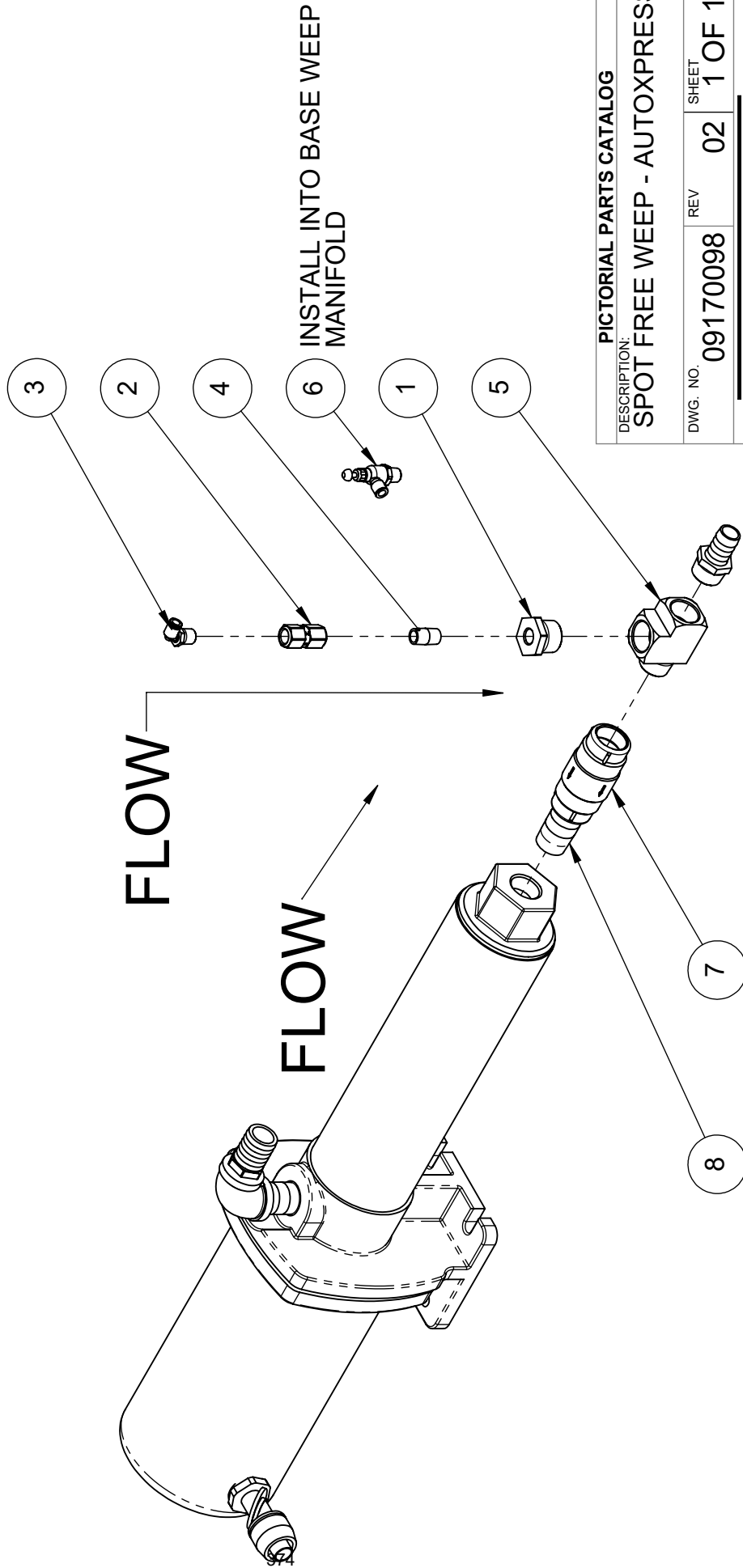
DWG. NO. 11250176 REV 01 SHEET 1 OF 1



PDQ
 VEHICLE WASH SYSTEMS

PART OF OPW
 A DOWER COMPANY

ITEM	PART #	DESCRIPTION
1	67707-B	BUSHING,3/4NPTx1/4NPT,BRS
2	63135	VALVE,CHECK,1/4FNPT,1200PSI,BRS
3	24336-PB	TUBE-FTG,ELBOW,1/4Tx1/4NPT,PUSH,BRS
4	67011-4B	NIPPLE,1/4NPTxCLOSE,SC40,BRS
5	67205-4B	TEE,3/4NPT,MALE-RUN,BRS
6	21131	VALVE,FLOW-CONTROL,90,1/4Tx1/4MP
7	63119	VALVE,CHECK,3/4NPT,400PSI,0.5#,BRONZE
8	67014-B4B	NIPPLE,3/4NPTx2.00,SC40,BRS



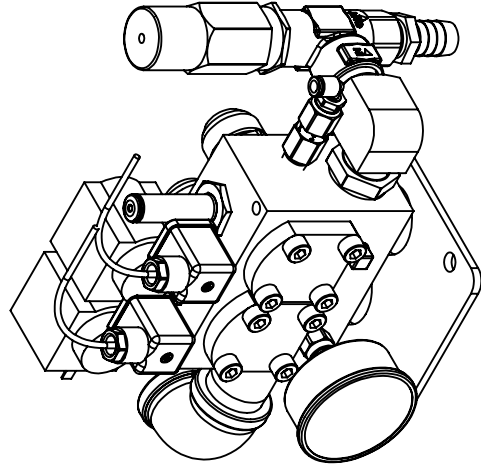
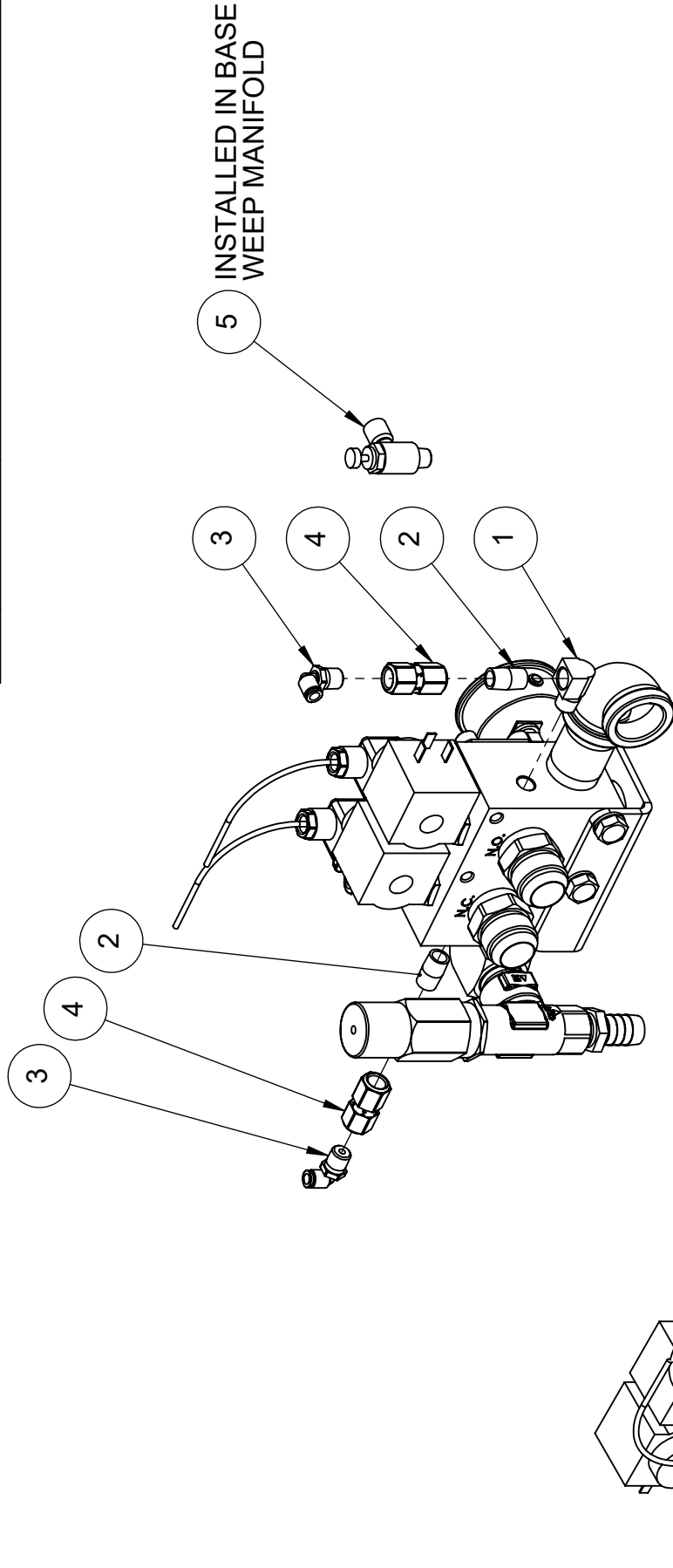
PICTORIAL PARTS CATALOG

DESCRIPTION:
SPOT FREE WEEP - AUTOXPRESS

DWG. NO. 09170098 REV 02 SHEET 1 OF 1



ITEM	PART #	DESCRIPTION
1	67487-4B	ELBOW, STREET, 1/4NPT, 90DEG, SHORT, SC40, BRS
2	67011-4B	NIPPLE, 1/4NPTxCLOSE, SC40, BRS
3	24336-PB	TUBE-FTG, ELBOW, 1/4Tx1/4NPT, PUSH, BRS
4	63135	VALVE, CHECK, 1/4FNPT, 1200PSI, BRS
5	21131	VALVE, FLOW-CONTROL, 90, 1/4Tx1/4MP



PICTORIAL PARTS CATALOG

DESCRIPTION:
UNDERBODY WEEP -
AUTOXPRESS

DWG. NO. 09170097 REV 00 SHEET 1 OF 1



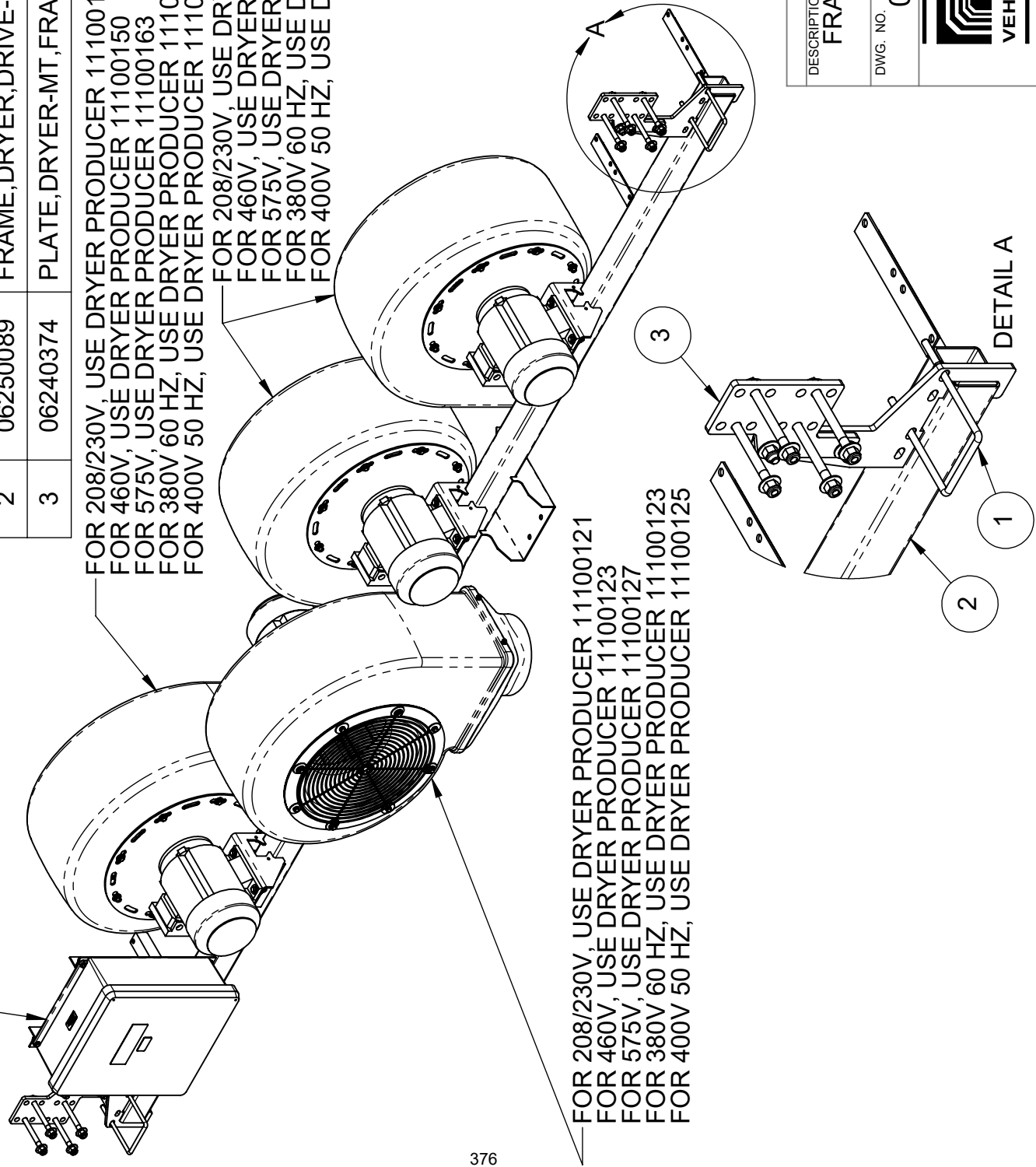
PDQ
VEHICLE WASH SYSTEMS

PART OF OPW
A DOVER COMPANY

ITEM	PART #	DESCRIPTION
1	05040264	BOLT, 3/8-16x4.00x7.00,U-BOLT, GALV
2	06250089	FRAME, DRYER, DRIVE-THRU, GALV-STL, LASERJET
3	06240374	PLATE, DRYER-MT, FRAME-END, GALV, LASERJET

FOR 208/230V, USE DRYER PRODUCER 11100157
 FOR 460V, USE DRYER PRODUCER 11100150
 FOR 575V, USE DRYER PRODUCER 11100163
 FOR 380V 60 HZ, USE DRYER PRODUCER 11100150
 FOR 400V 50 HZ, USE DRYER PRODUCER 11100141
 FOR 208/230V, USE DRYER PRODUCER 11100121
 FOR 460V, USE DRYER PRODUCER 11100123
 FOR 575V, USE DRYER PRODUCER 11100127
 FOR 380V 60 HZ, USE DRYER PRODUCER 11100123
 FOR 400V 50 HZ, USE DRYER PRODUCER 11100125

SEE 11010125



FOR 208/230V, USE DRYER PRODUCER 11100121
 FOR 460V, USE DRYER PRODUCER 11100123
 FOR 575V, USE DRYER PRODUCER 11100127
 FOR 380V 60 HZ, USE DRYER PRODUCER 11100123
 FOR 400V 50 HZ, USE DRYER PRODUCER 11100125

PICTORIAL PARTS CATALOG

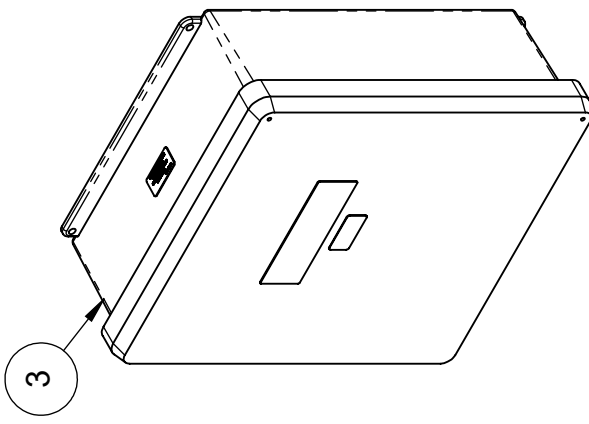
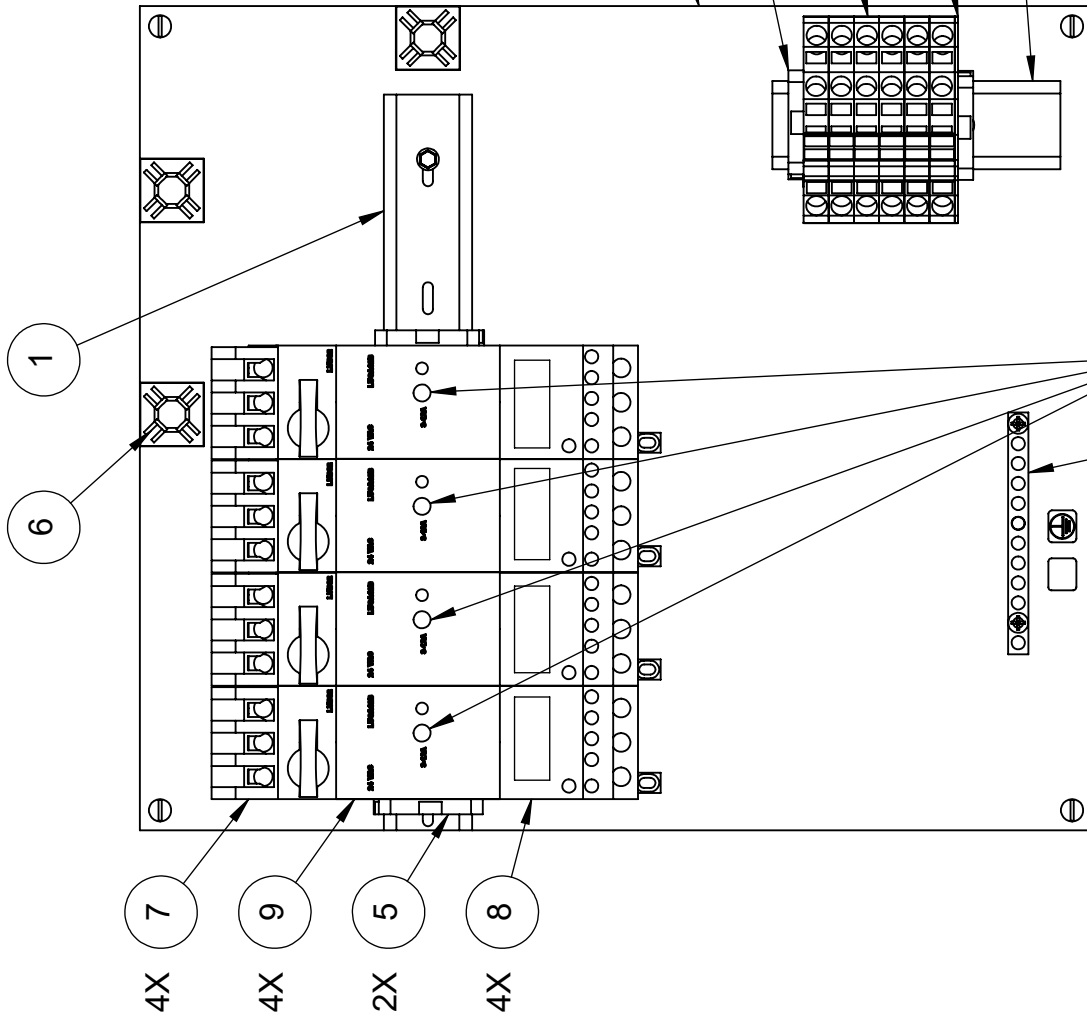
DESCRIPTION:
**FRAME MOUNT 4 PRODUCER
 DRYER, 380V/50HZ**

DWG. NO. 09040118 REV 02 SHEET 1 OF 1

PDQ
 VEHICLE WASH SYSTEMS

PART OF OPW
 A DOWER COMPANY

ITEM	PART #	DESCRIPTION
1	36950-11.50	DIN-RAIL, .35mmx11.5mmx1M, AL
2	36950-4.50	DIN-RAIL, .35mmx4.50", AL
3	04090082	ENCLOSURE, HINGED, 16x14", FIBERGLASS
4	04090083	ENCLOSURE-PANEL, 16x14"
5	36650	END-STOP, 6mm, PLST, GRAY, 249-116
6	76521	MOUNT, CABLE-TIE, 1.00x1.00, NY
7	04110037	MSP, PHASE-SEPARATOR
8	04110026	MSP, COMB, BASE, 32A, 24VAC, TESYS-U-LINE
9	04110047	MSP, COMB, MODULE, 3-12A, 24VAC, TESYS-U-LINE
10	04100041	TERMINAL, END-PLATE, WAGO, 2010-SER, 3P, ORG
11	04100046	TERMINAL-BLOCK, GND-BAR, 9P, 8-14AWG, 225A
12	04100039	TERMINAL-BLOCK, WAGO, 3P, 8-20AWG, GRAY



FOR 208V, SET MSP TO 22 AMPS
 FOR 230V, SET MSP TO 20 AMPS
 FOR 380V 60 HZ, SET MSP TO 12 AMPS
 FOR 460V, SET MSP TO 11 AMPS
 FOR 575V, SET MSP TO 8 AMPS
 FOR 400V 50 HZ, SET MSP TO 6.8 AMPS

PICTORIAL PARTS CATALOG

DESCRIPTION:
**FRAME MOUNTED DRYER
 CONTROL BOX - AUTOEXPRESS**

DWG. NO. 11010125 REV 02 SHEET 1 OF 1

PDQ
 VEHICLE WASH SYSTEMS

PART OF OPW
 A DOVER COMPANY

Document Change Log

!!IMPORTANT!!	<p>Below is a brief and generic description of the changes to this manual document. This is intended to give a history of the changes and guide the reader to the area impacted by each revision. Not all the individual change details within the document are listed and indicated.</p> <p>READ THIS MANUAL COMPLETELY BEFORE ATTEMPTING INSTALLATION. If problems occur, please call PDQ Manufacturing, Inc. and ask to speak to a service technician.</p>
----------------------	---

Rev	Pages	Description	Completed By	Checked by	Date
00	-	Initial Release	PHK	KAU	1-13-11
01	All	Updated Catalog; added LaserWash AutoXpress	PHK	MJB	2-21-20

